

**Universidad Nacional Autónoma de México
Escuela Nacional Colegio de Ciencias y Humanidades
Dirección General**

**prontuario de
acreditación**
deserción
reprobación

Ciencias Experimentales

**Juventino Ávila Ramos, coordinación
Alberto Ávila Ramos
José Miguel Baltazar Gálvez
Juan Carlos Campuzano Ramírez
Clemente Eraim Ruiz Sánchez
Dario Eduardo Rodríguez Palacios**

Índice

Presentación.....	5
Eficiencia Terminal.....	7
Área de Ciencias Experimentales.....	8
Información de indicadores de acreditación, reprobación y deserción.....	9
Observaciones generales de las gráficas.....	10
Química I	11
Química II.....	23
Química III.....	35
Química IV.....	47
Física I.....	59
Física II.....	71
Física III.....	83
Física IV.....	95
Biología I.....	107
Biología II.....	119
Biología III.....	131
Biología IV.....	143
Ciencias de la Salud I.....	155
Ciencias de la Salud II.....	167
Psicología I.....	179
Psicología II.....	191
Método Experimental (Física, Química y Biología).....	203
Anexo 1.....	215
Fuentes consultadas.....	221

Presentación

Un amplio sector de profesores del Colegio de Ciencias y Humanidades ha manifestado la necesidad de contar con indicadores cuantitativos del aprovechamiento escolar, que se pueden apreciar en los datos de la acreditación y reprobación de cada materia y que los alumnos han obtenido a lo largo de los más de cuarenta años de historia de la institución.

¿Es posible conocer el porcentaje de estudiantes acreditados en cada materia desde 1971 hasta el presente año?, ¿cuál es el promedio de calificaciones de las distintas generaciones de alumnos en cada materia que se imparte? Si se observa la acreditación de cada materia a lo largo de los años, se pueden percibir diferencias por género, turno, plantel y otros indicadores.

El propósito del presente documento es responder a estas preguntas; es decir, mostrar los porcentajes de acreditación, reprobación y de NP (no presentó) de los educandos de acuerdo con el semestre que les correspondía cursar conforme a cada plan de estudios, desde el inicio del Colegio de Ciencias y Humanidades (1971) hasta el ciclo 2012-1, por asignatura, semestre y área.¹

Los lectores encontrarán en estas páginas una radiografía del avance escolar de cada una de las asignaturas del Área de Ciencias Experimentales, la cual, junto con la misma información de las otras áreas, constituye la regularidad académica en el Colegio.²

Es necesario precisar que la *regularidad académica* se refiere a los alumnos que no adeudan ninguna materia, sin importar semestre, año o generación. El avance escolar regular supone que un alumno cubre los créditos de las asignaturas

¹ No incluye los casos de alumnos de recursamiento.

² Para revisar las estadísticas de acreditación, reprobación y deserción de las asignaturas de cada área, habrá que remitirse al fascículo correspondiente.

establecidas en el plan de estudios de tres años, y de ahí se determina para cada generación la eficiencia terminal.³

Se advierte igualmente que, para lograr una sucesión ininterrumpida de la información y construir lo que se conoce como “serie histórica”, fue necesario establecer las equivalencias entre los dos planes que ha tenido el Colegio, el original de 1971 y el vigente, aprobado en 1996.⁴ Las características de los cambios en el mapa curricular entre el Plan de Estudios de 1971 y el de 1996 se enlistan antes de presentar las series en cuadros o en gráficas.⁵

Para finalizar, es preciso subrayar que estos indicadores objetivos, cuya lectura exige un ineludible esfuerzo hermenéutico, sólo son uno de los varios elementos necesarios para convalidar las apreciaciones cualitativas acerca de los aprendizajes logrados por los alumnos.

La razón de lo anterior es que, para ponderar con más indicadores cuantitativos el alcance de los logros de la enseñanza que se imparte en el CCH, es necesario confrontar los datos “duros” que se ofrecen en este Prontuario con los procedentes de otros instrumentos de evaluación, como por ejemplo, el desempeño de los estudiantes en los Exámenes de Diagnóstico de Ingreso (EDI) y en los de Desempeño Académico (EDA), así como enriquecer los datos con las consideraciones que los profesores, a lo largo de los años de su empeñosa práctica cotidiana, perciben en las distintas generaciones.

³ La información relacionada con la eficiencia terminal de las distintas generaciones puede consultarse en el Diagnóstico Institucional del CCH para la revisión curricular (CCH, 2011), p. 66. En cuanto, la generación 2010, que egresó en junio de 2012, se obtuvo una eficiencia terminal de 58%. Véase la siguiente página.

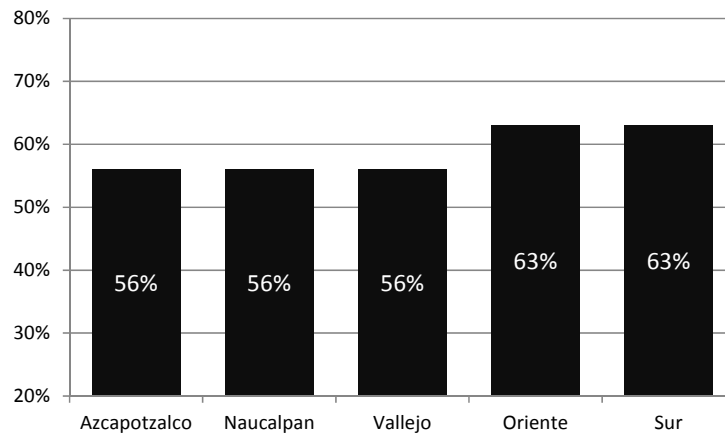
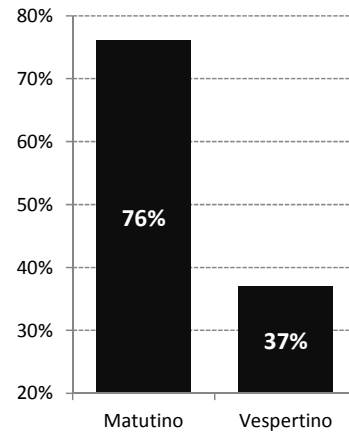
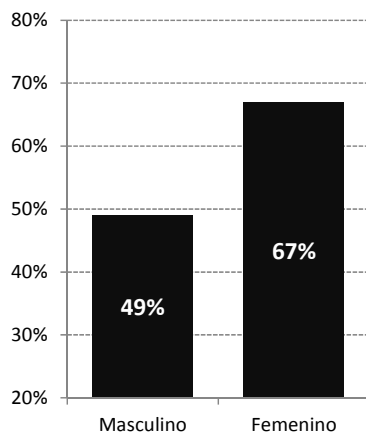
⁴ Hay que advertir que, en algunos casos, para asignaturas con el mismo nombre en los diferentes planes, no se cubren los mismos contenidos.

⁵ Los cambios en el mapa curricular de las otras áreas se presentan al final de este documento, en el Anexo 1.

Eficiencia Terminal

Generación 2010

Global	58%
<hr/>	
Género	
Masculino	49%
Femenino	67%
Turno	
Matutino	76%
Vespertino	37%
<hr/>	
Plantel	
Azcapotzalco	56%
Naucalpan	56%
Vallejo	56%
Oriente	63%
Sur	63%



Área de Ciencias Experimentales

En esta sección se muestran las diferencias que existen entre los planes de estudio que ha tenido el Colegio, comparando las equivalencias del área de Ciencias Experimentales.

Plan 1996	Plan 1971
Química I	Química I
Química II	No se consideró equivalencia
Física I	Física I
Física II	No se consideró equivalencia
Biología I	Biología I
Biología II	No se consideró equivalencia
Biología III	Biología II
Biología IV	Biología III
Física III	Física II
Física IV	Física III
Química III	Química II
Química IV	Química III
Ciencias de la Salud I	Ciencias de la Salud I
Ciencias de la Salud II	Ciencias de la Salud II
Psicología I	Psicología I
Psicología II	Psicología II
Asignatura sin equivalencia	Método Científico y Experimental (Física, Química y Biología)

Tabla 2 Equivalencias del área de Ciencias Experimentales.

La asignatura de *Método Experimental* desaparece en el plan vigente y sus contenidos se integran dentro de las materias de *Física, Química y Biología*; así, las asignaturas del tronco común pasan de cursarse en solo un semestre a un año completo —dos asignaturas por año. El primer año del Plan de Estudios vigente incluye la materia de *Química*, mientras que en el segundo año se incorporaron *Física y Biología*. Aunque no existe un incremento de horas en el tronco común, el incremento de cada materia de un semestre a un año muestra un avance del área de ciencias básicas en el mapa curricular.

Para el último año se tiene una reducción de horas en quinto y sexto semestre al pasar las asignaturas de “ciencias básicas” (*Física, Química y Biología*) del tronco común de cinco a cuatro horas. Sin embargo, no existe un incremento en la oferta de horas de clase para los profesores ya que los alumnos pueden elegir hasta dos asignaturas de “ciencias básicas” en vez de una que se elegía en el plan original.

Las asignaturas de *Ciencias de la Salud y Psicología* que aumentan de tres a cuatro horas, continúan en la agrupación de las asignaturas de “ciencias básicas”, en un bloque de optativas en el que también se encuentran otras materias del área Histórico Social.

Información de indicadores de acreditación, reprobación y deserción

Una vez expuestas las diferencias en cuanto a número de horas, no especificando contenidos, se presentan las gráficas correspondientes a la acreditación por cada asignatura.

Se trata de series históricas de las asignaturas desde la primera generación que ingresó al Colegio en 1971, hasta la generación 2012 (corte en el semestre 2012-1). Aparecerán en cinco fascículos por área: Matemáticas, Ciencias Experimentales, Histórico Social, Talleres de Lenguaje y Comunicación, incluyendo los departamentos de Idiomas.

En cada fascículo aparecen los resultados por asignatura, ordenados por materia:

- Acreditación (AC), Reprobación (NA) y Deserción (NP) global, por género y por turno.
 - o Tabla de la serie histórica del total del Colegio.
 - o Gráfica de pastel de la distribución en el último año de estudio.
 - o Gráfica de serie histórica.
- Cuadro de acreditación por género, turno, plantel y global.
 - o Gráfica de acreditación por género.
 - o Gráfica de acreditación por turno.
- Cuadro de promedio de calificaciones por género, turno, plantel y global.
 - o Gráfica de promedio de calificaciones por género.
 - o Gráfica de promedio de calificaciones por turno.

Las gráficas por plantel pueden consultarse en la página del Colegio en la siguiente URL: <http://www.cch.unam.mx/actualizacion>.

Como se mencionó al principio de este reporte no se incluyen los casos de alumnos en recursamiento por materia suelta, repetidores de año ni alumnos rezagados.

Observaciones generales de las gráficas

En términos generales podemos mencionar los siguientes aspectos que se observan en los datos:

- En general, la proporción de mujeres acreditadas es mayor a la de los hombres.
- La deserción es mayor en hombres que en mujeres.
- La deserción se incrementa en el turno vespertino y se agudizó con la implementación del Plan de Estudios de 1996.
- La acreditación de los alumnos en los distintos planteles tiene muchas variaciones y no existe un patrón definido, es un factor que puede dar lugar a tomar acciones como la repentina contratación de profesores de nuevo ingreso, creación de programas generales o locales, perfil de la generación, entre otros.
- Hasta el ciclo escolar 1980 aparece la evaluación “No presentado” (NP).
- Los planteles Oriente y Sur inician labores un año después (generación 1972), respecto a los planteles Azcapotzalco, Naucalpan y Vallejo que iniciaron con la generación 1971.
- Los datos de acreditación de la generación 1971 de primer semestre, aparecen en 100%. Se encontraron algunas inconsistencias en la base de datos de historiales académicos, todas las evaluaciones aparecen acreditadas. El resto de los alumnos aparecen en actas de extraordinario. Esta situación parece normalizarse para el periodo escolar 1971-2. Se recomienda al lector tomar el dato de esta generación con reservas.



Universidad Nacional Autónoma de México
Colegio de Ciencias y Humanidades

Química I

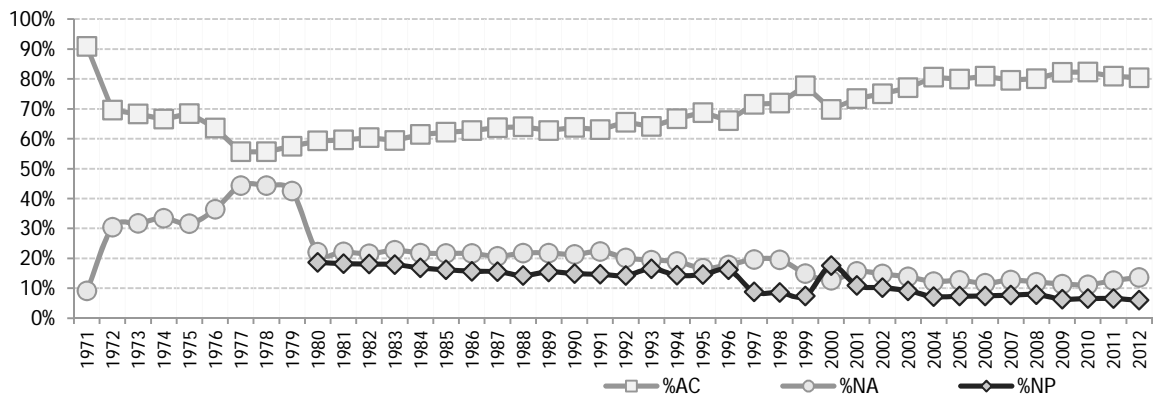
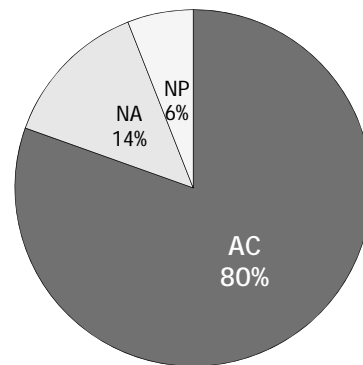
CIENCIAS EXPERIMENTALES

Asignatura incluida		Plan	Semestre	Creditos	Horas
1103	Química I	1997	1	10	5
3009	Química I	1971	2	10	5

Total CCH

Generación	%AC	%NA	%NP
1971	91%	9%	
1972	70%	30%	
1973	68%	32%	
1974	67%	33%	
1975	68%	32%	
1976	64%	36%	
1977	56%	44%	
1978	56%	44%	
1979	58%	42%	
1980	59%	22%	19%
1981	60%	22%	18%
1982	60%	22%	18%
1983	59%	23%	18%
1984	61%	22%	17%
1985	62%	22%	16%
1986	63%	22%	16%
1987	64%	21%	16%
1988	64%	22%	14%
1989	63%	22%	15%
1990	64%	21%	15%
1991	63%	22%	15%
1992	66%	20%	14%
1993	64%	19%	16%
1994	67%	19%	14%
1995	69%	17%	15%
1996	66%	18%	16%
1997	72%	20%	9%
1998	72%	20%	9%
1999	78%	15%	7%
2000	70%	13%	18%
2001	73%	16%	11%
2002	75%	15%	10%
2003	77%	14%	9%
2004	81%	12%	7%
2005	80%	13%	7%
2006	81%	12%	7%
2007	80%	13%	8%
2008	80%	12%	8%
2009	82%	11%	6%
2010	82%	11%	7%
2011	81%	13%	7%
2012	80%	14%	6%

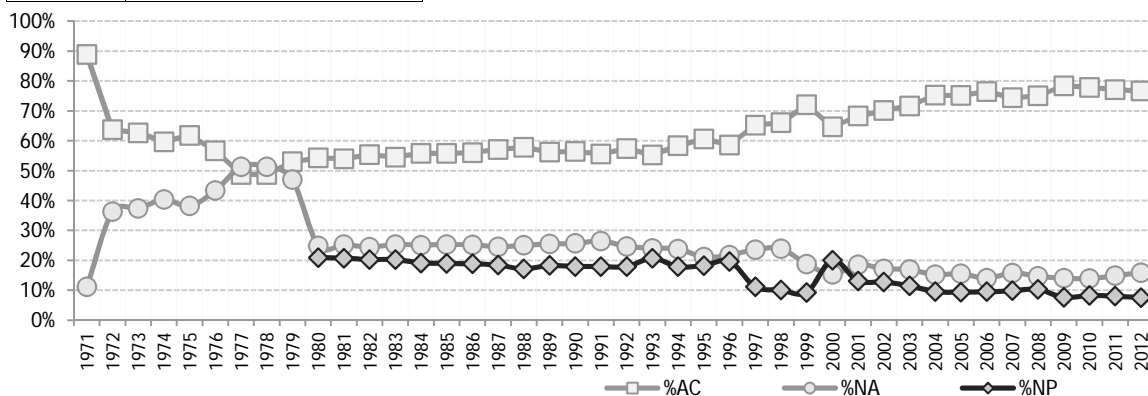
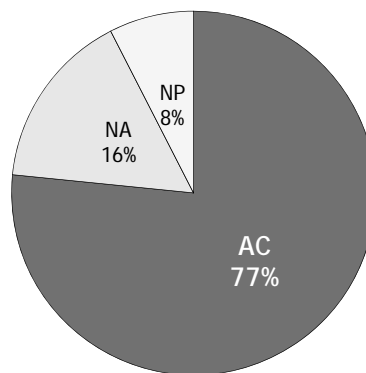
2012



Hombres

Generación	%AC	%NA	%NP
1971	89%	11%	
1972	64%	36%	
1973	63%	37%	
1974	60%	40%	
1975	62%	38%	
1976	57%	43%	
1977	49%	51%	
1978	49%	51%	
1979	53%	47%	
1980	54%	25%	21%
1981	54%	25%	21%
1982	55%	24%	20%
1983	55%	25%	20%
1984	56%	25%	19%
1985	56%	25%	19%
1986	56%	25%	19%
1987	57%	25%	18%
1988	58%	25%	17%
1989	56%	25%	18%
1990	56%	26%	18%
1991	56%	26%	18%
1992	57%	25%	18%
1993	55%	24%	21%
1994	58%	24%	18%
1995	61%	21%	18%
1996	59%	22%	20%
1997	65%	24%	11%
1998	66%	24%	10%
1999	72%	19%	9%
2000	65%	15%	20%
2001	68%	19%	13%
2002	70%	17%	13%
2003	72%	17%	11%
2004	75%	15%	10%
2005	75%	16%	9%
2006	76%	14%	9%
2007	74%	16%	10%
2008	75%	15%	10%
2009	78%	14%	8%
2010	78%	14%	8%
2011	77%	15%	8%
2012	77%	16%	8%

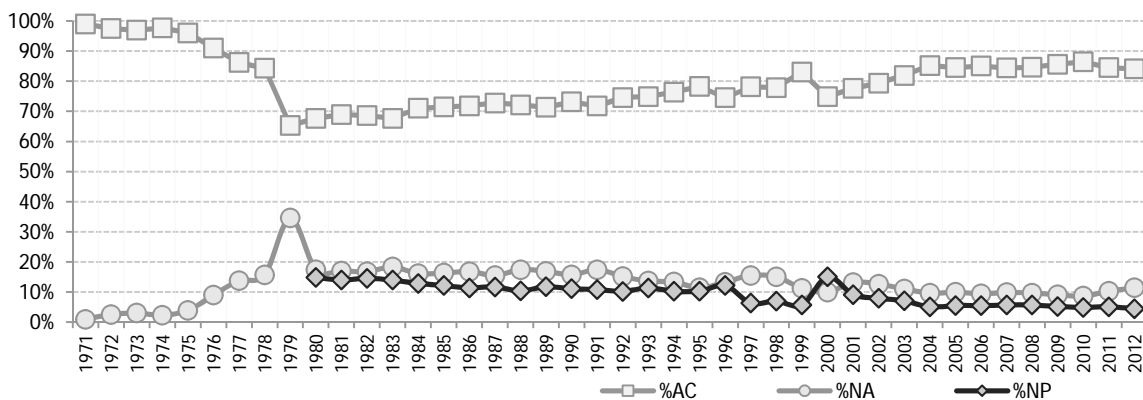
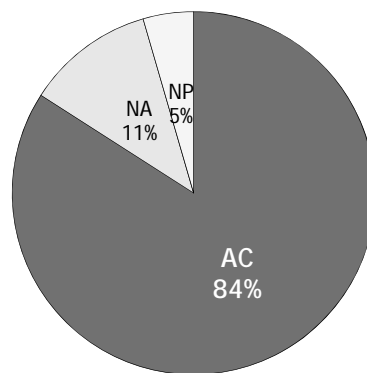
2012



Mujeres

Generación	%AC	%NA	%NP
1971	99%	1%	
1972	97%	3%	
1973	97%	3%	
1974	98%	2%	
1975	96%	4%	
1976	91%	9%	
1977	86%	14%	
1978	84%	16%	
1979	65%	35%	
1980	68%	17%	15%
1981	69%	17%	14%
1982	69%	17%	15%
1983	68%	18%	14%
1984	71%	16%	13%
1985	71%	16%	12%
1986	72%	17%	11%
1987	73%	16%	12%
1988	72%	17%	10%
1989	71%	17%	12%
1990	73%	16%	11%
1991	72%	17%	11%
1992	75%	15%	10%
1993	75%	14%	11%
1994	76%	13%	10%
1995	78%	11%	10%
1996	75%	13%	12%
1997	78%	15%	6%
1998	78%	15%	7%
1999	83%	11%	6%
2000	75%	10%	15%
2001	78%	13%	9%
2002	79%	13%	8%
2003	82%	11%	7%
2004	85%	10%	5%
2005	85%	10%	6%
2006	85%	9%	6%
2007	84%	10%	6%
2008	85%	10%	6%
2009	86%	9%	5%
2010	86%	9%	5%
2011	85%	10%	5%
2012	84%	11%	5%

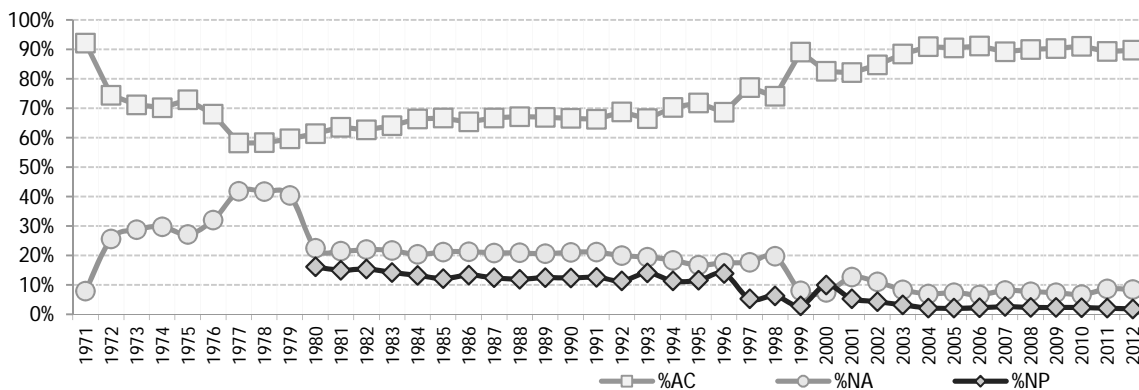
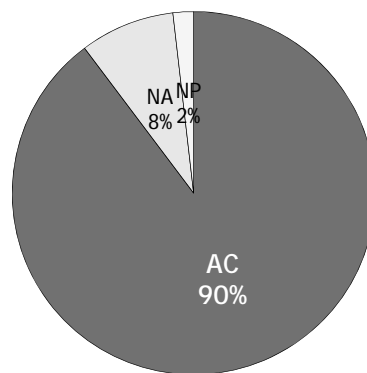
2012



Matutino

Generación	%AC	%NA	%NP
1971	92%	8%	
1972	74%	26%	
1973	71%	29%	
1974	70%	30%	
1975	73%	27%	
1976	68%	32%	
1977	58%	42%	
1978	58%	42%	
1979	60%	40%	
1980	61%	22%	16%
1981	64%	21%	15%
1982	63%	22%	15%
1983	64%	22%	14%
1984	66%	20%	13%
1985	67%	21%	12%
1986	65%	21%	13%
1987	67%	21%	12%
1988	67%	21%	12%
1989	67%	21%	12%
1990	67%	21%	12%
1991	66%	21%	13%
1992	69%	20%	11%
1993	66%	19%	14%
1994	70%	18%	11%
1995	72%	17%	12%
1996	69%	17%	14%
1997	77%	18%	5%
1998	74%	20%	6%
1999	89%	8%	3%
2000	83%	7%	10%
2001	82%	13%	5%
2002	85%	11%	4%
2003	88%	8%	3%
2004	91%	7%	2%
2005	91%	7%	2%
2006	91%	7%	2%
2007	89%	8%	3%
2008	90%	8%	2%
2009	90%	7%	2%
2010	91%	7%	2%
2011	89%	9%	2%
2012	90%	8%	2%

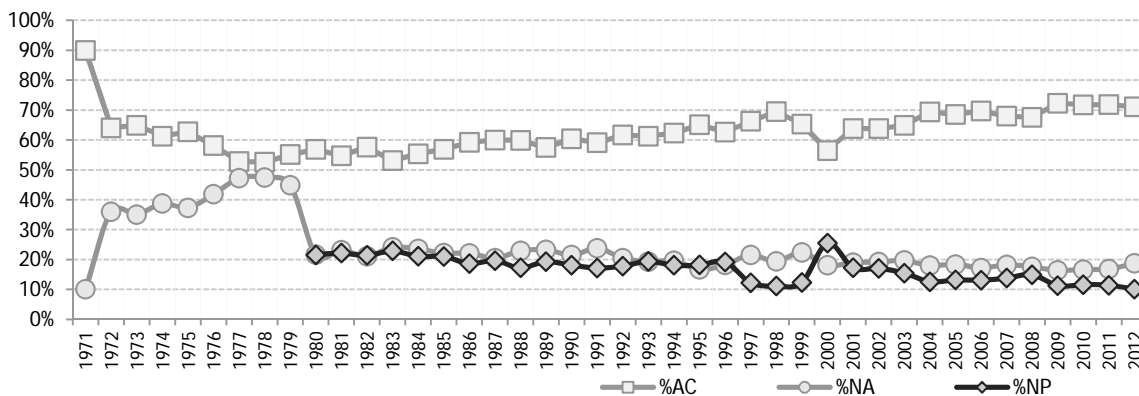
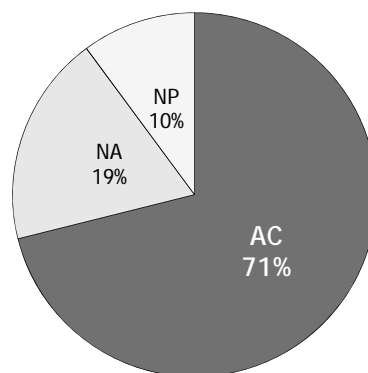
2012



Vespertino

Generación	%AC	%NA	%NP
1971	90%	10%	
1972	64%	36%	
1973	65%	35%	
1974	61%	39%	
1975	63%	37%	
1976	58%	42%	
1977	53%	47%	
1978	53%	47%	
1979	55%	45%	
1980	57%	22%	22%
1981	55%	23%	22%
1982	58%	21%	21%
1983	53%	24%	23%
1984	55%	24%	21%
1985	57%	22%	21%
1986	59%	22%	19%
1987	60%	20%	20%
1988	60%	23%	17%
1989	57%	23%	19%
1990	60%	21%	18%
1991	59%	24%	17%
1992	62%	21%	18%
1993	61%	19%	19%
1994	62%	20%	18%
1995	65%	17%	18%
1996	63%	18%	19%
1997	66%	22%	12%
1998	69%	19%	11%
1999	65%	22%	12%
2000	56%	18%	25%
2001	64%	19%	17%
2002	64%	19%	17%
2003	65%	20%	15%
2004	69%	18%	13%
2005	69%	18%	13%
2006	70%	17%	13%
2007	68%	18%	14%
2008	68%	18%	15%
2009	72%	16%	11%
2010	72%	17%	12%
2011	72%	17%	11%
2012	71%	19%	10%

2012



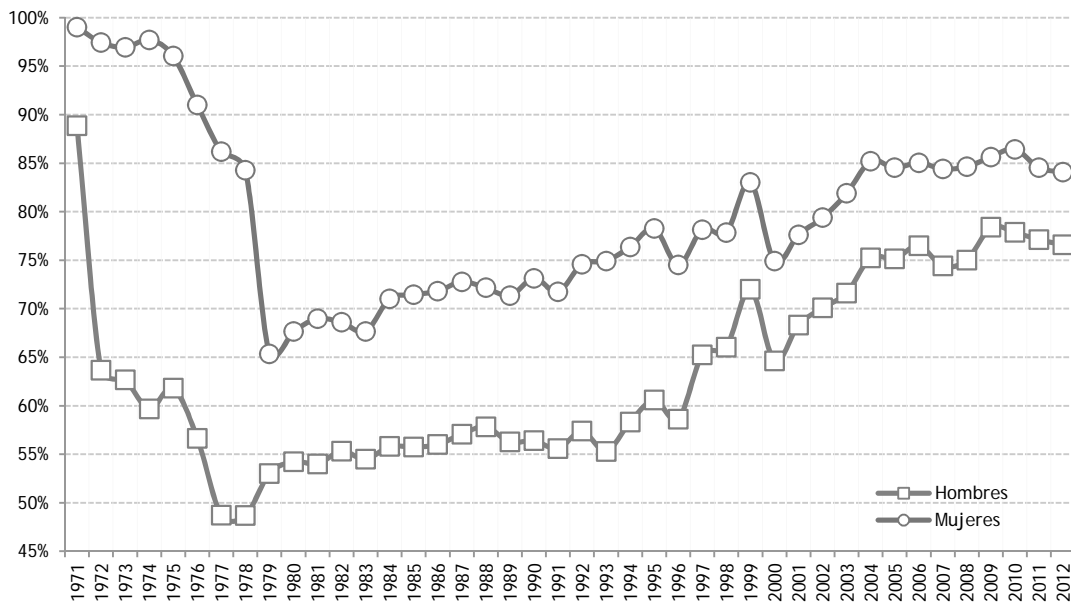
Química I

Acreditación

Generación	Género		Turno		Plantel					CCH
	Hombres	Mujeres	Matutino	Vespertino	Azcapotzalco	Naucalpan	Vallejo	Oriente	Sur	
1971	89%	99%	92%	90%	96%	90%	100%			91%
1972	64%	97%	74%	64%	66%	64%	69%	71%	74%	70%
1973	63%	97%	71%	65%	71%	65%	65%	64%	70%	68%
1974	60%	98%	70%	61%	68%	61%	69%	64%	68%	67%
1975	62%	96%	73%	63%	70%	63%	69%	67%	71%	68%
1976	57%	91%	68%	58%	66%	58%	63%	62%	68%	64%
1977	49%	86%	58%	53%	58%	53%	52%	54%	57%	56%
1978	49%	84%	58%	53%	58%	53%	52%	55%	61%	56%
1979	53%	65%	60%	55%	57%	55%	55%	58%	62%	58%
1980	54%	68%	61%	57%	59%	57%	58%	60%	61%	59%
1981	54%	69%	64%	55%	62%	55%	59%	61%	59%	60%
1982	55%	69%	63%	58%	62%	58%	58%	62%	61%	60%
1983	55%	68%	64%	53%	57%	53%	59%	65%	61%	59%
1984	56%	71%	66%	55%	61%	55%	57%	64%	65%	61%
1985	56%	71%	67%	57%	60%	57%	60%	65%	64%	62%
1986	56%	72%	65%	59%	60%	59%	64%	65%	63%	63%
1987	57%	73%	67%	60%	61%	60%	66%	67%	62%	64%
1988	58%	72%	67%	60%	63%	60%	60%	68%	61%	64%
1989	56%	71%	67%	57%	60%	57%	63%	66%	61%	63%
1990	56%	73%	67%	60%	64%	60%	60%	66%	62%	64%
1991	56%	72%	66%	59%	61%	59%	61%	68%	62%	63%
1992	57%	75%	69%	62%	62%	62%	65%	68%	65%	66%
1993	55%	75%	66%	61%	61%	61%	64%	67%	62%	64%
1994	58%	76%	70%	62%	64%	62%	67%	73%	64%	67%
1995	61%	78%	72%	65%	67%	65%	71%	72%	64%	69%
1996	59%	75%	69%	63%	65%	63%	67%	66%	63%	66%
1997	65%	78%	77%	66%	74%	66%	67%	75%	69%	72%
1998	66%	78%	74%	69%	70%	69%	67%	75%	73%	72%
1999	72%	83%	89%	65%	77%	65%	79%	81%	76%	78%
2000	65%	75%	83%	56%	68%	56%	68%	72%	73%	70%
2001	68%	78%	82%	64%	71%	64%	73%	77%	78%	73%
2002	70%	79%	85%	64%	72%	64%	74%	80%	79%	75%
2003	72%	82%	88%	65%	77%	65%	77%	77%	79%	77%
2004	75%	85%	91%	69%	81%	69%	81%	80%	81%	81%
2005	75%	85%	91%	69%	80%	69%	81%	78%	81%	80%
2006	76%	85%	91%	70%	85%	70%	82%	81%	78%	81%
2007	74%	84%	89%	68%	80%	68%	79%	82%	78%	80%
2008	75%	85%	90%	68%	81%	68%	80%	83%	76%	80%
2009	78%	86%	90%	72%	83%	72%	82%	83%	80%	82%
2010	78%	86%	91%	72%	83%	72%	83%	84%	79%	82%
2011	77%	85%	89%	72%	78%	72%	80%	84%	79%	81%
2012	77%	84%	90%	71%	77%	71%	82%	83%	77%	80%

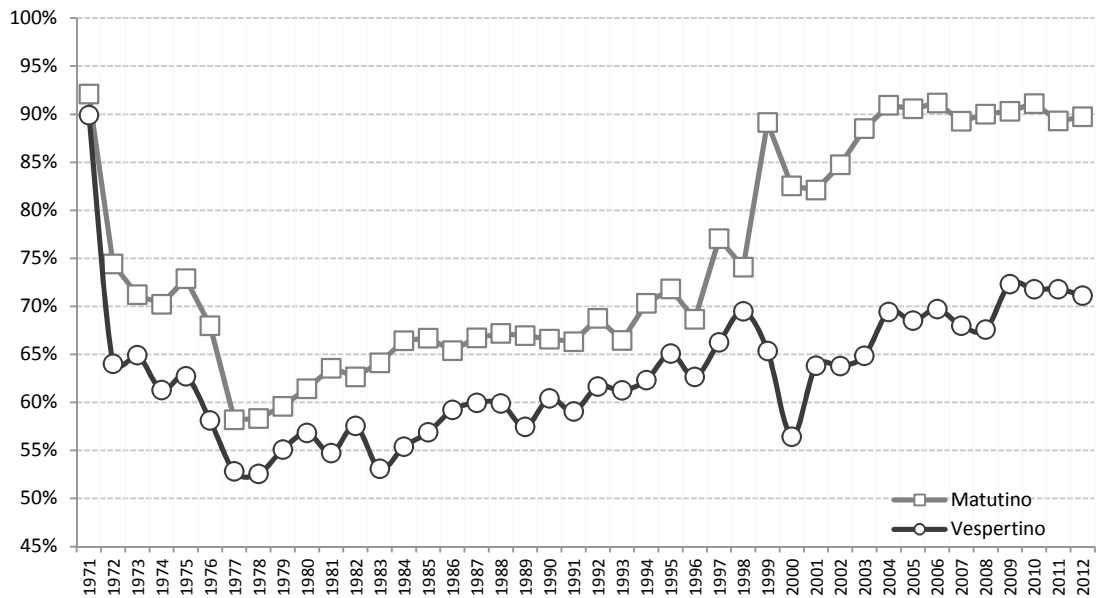
1103 Química I

Acreditación por género



1103 Química I

Acreditación por turno



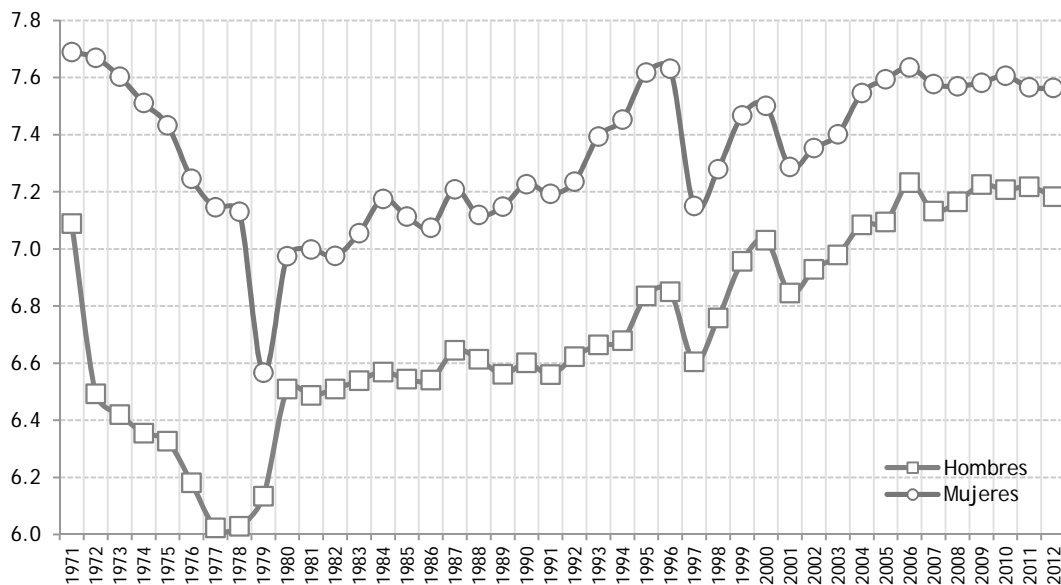
Química I

Promedio de Calificaciones

Generación	Género		Turno		Plantel					CCH
	Hombres	Mujeres	Matutino	Vespertino	Azcapotzalco	Naucalpan	Vallejo	Oriente	Sur	
1971	7.1	7.7	7.2	7.2	7.4	7.2	7.5			7.2
1972	6.5	7.7	6.8	6.6	6.7	6.6	6.6	6.6	6.9	6.7
1973	6.4	7.6	6.7	6.5	6.6	6.5	6.5	6.5	6.8	6.6
1974	6.4	7.5	6.6	6.5	6.6	6.5	6.5	6.5	6.7	6.6
1975	6.3	7.4	6.6	6.4	6.6	6.4	6.5	6.5	6.6	6.5
1976	6.2	7.2	6.5	6.3	6.5	6.3	6.3	6.3	6.6	6.4
1977	6.0	7.1	6.3	6.2	6.3	6.2	6.2	6.1	6.3	6.2
1978	6.0	7.1	6.3	6.2	6.3	6.2	6.2	6.2	6.4	6.2
1979	6.1	6.6	6.3	6.2	6.4	6.2	6.1	6.3	6.4	6.3
1980	6.5	7.0	6.7	6.7	6.8	6.7	6.6	6.6	6.7	6.7
1981	6.5	7.0	6.8	6.6	6.9	6.6	6.6	6.7	6.7	6.7
1982	6.5	7.0	6.7	6.7	6.8	6.7	6.6	6.8	6.7	6.7
1983	6.5	7.1	6.8	6.6	6.7	6.6	6.6	6.9	6.9	6.7
1984	6.6	7.2	6.9	6.7	6.8	6.7	6.7	6.8	6.9	6.8
1985	6.5	7.1	6.8	6.7	6.8	6.7	6.7	6.8	6.8	6.8
1986	6.5	7.1	6.8	6.7	6.6	6.7	6.9	6.7	6.9	6.8
1987	6.6	7.2	6.9	6.9	6.8	6.9	7.0	6.8	6.9	6.9
1988	6.6	7.1	6.9	6.8	6.8	6.8	6.8	6.9	6.8	6.8
1989	6.6	7.1	6.9	6.7	6.7	6.7	6.8	6.9	6.8	6.8
1990	6.6	7.2	7.0	6.8	6.9	6.8	6.7	6.8	7.0	6.9
1991	6.6	7.2	6.9	6.8	6.7	6.8	6.8	6.9	7.0	6.9
1992	6.6	7.2	7.0	6.8	6.8	6.8	7.0	6.9	7.0	6.9
1993	6.7	7.4	7.1	7.0	7.0	7.0	7.1	7.0	7.1	7.0
1994	6.7	7.5	7.2	6.9	7.0	6.9	7.0	7.2	7.1	7.1
1995	6.8	7.6	7.3	7.1	7.2	7.1	7.2	7.1	7.2	7.2
1996	6.9	7.6	7.3	7.1	7.1	7.1	7.2	7.1	7.3	7.2
1997	6.6	7.2	7.0	6.7	6.9	6.7	6.6	6.8	7.0	6.9
1998	6.8	7.3	7.1	7.0	6.9	7.0	6.9	7.0	7.2	7.0
1999	7.0	7.5	7.7	6.7	7.1	6.7	7.2	7.3	7.5	7.2
2000	7.0	7.5	7.7	6.7	7.2	6.7	7.2	7.5	7.4	7.3
2001	6.8	7.3	7.4	6.6	6.9	6.6	7.0	7.3	7.3	7.1
2002	6.9	7.4	7.5	6.7	7.0	6.7	7.1	7.4	7.4	7.2
2003	7.0	7.4	7.6	6.8	7.1	6.8	7.2	7.4	7.3	7.2
2004	7.1	7.5	7.7	6.9	7.4	6.9	7.3	7.5	7.3	7.3
2005	7.1	7.6	7.8	6.9	7.3	6.9	7.2	7.5	7.4	7.4
2006	7.2	7.6	7.9	6.9	7.5	6.9	7.4	7.7	7.5	7.4
2007	7.1	7.6	7.7	6.9	7.4	6.9	7.2	7.7	7.4	7.4
2008	7.2	7.6	7.7	6.9	7.4	6.9	7.2	7.8	7.3	7.4
2009	7.2	7.6	7.7	7.0	7.4	7.0	7.2	7.7	7.4	7.4
2010	7.2	7.6	7.7	7.0	7.4	7.0	7.4	7.7	7.3	7.4
2011	7.2	7.6	7.7	7.1	7.2	7.1	7.3	7.8	7.4	7.4
2012	7.2	7.6	7.7	7.0	7.2	7.0	7.5	7.6	7.3	7.4

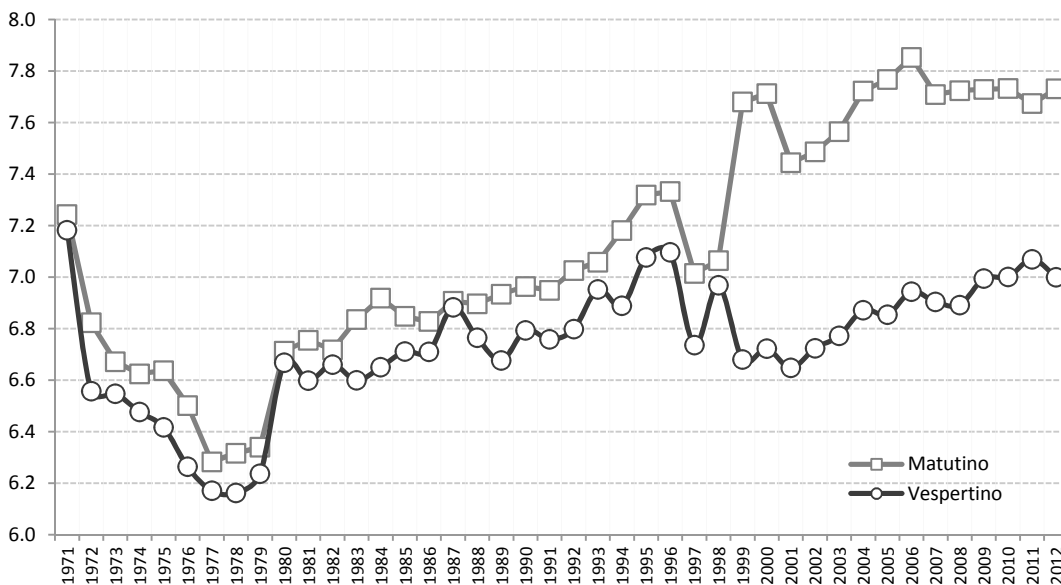
1103 Química I

Calificación promedio por género



1103 Química I

Calificación promedio por turno





Universidad Nacional Autónoma de México
Colegio de Ciencias y Humanidades

Química II

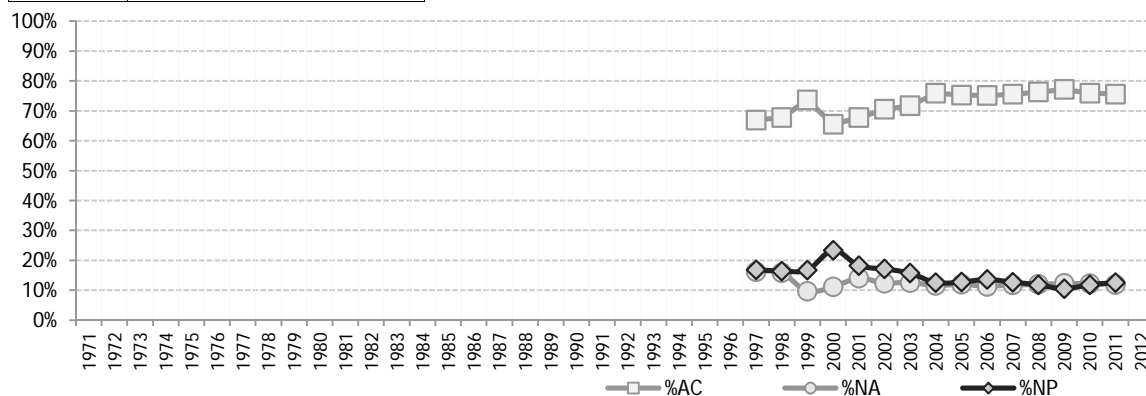
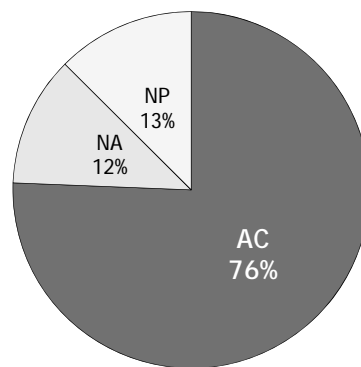
CIENCIAS EXPERIMENTALES

	Asignatura incluida	Plan	Semestre	Creditos	Horas
1203	Química II	1997	2	10	5

Total CCH

Generación	%AC	%NA	%NP
1971			
1972			
1973			
1974			
1975			
1976			
1977			
1978			
1979			
1980			
1981			
1982			
1983			
1984			
1985			
1986			
1987			
1988			
1989			
1990			
1991			
1992			
1993			
1994			
1995			
1996			
1997	67%	16%	17%
1998	68%	16%	16%
1999	74%	10%	17%
2000	65%	11%	23%
2001	68%	14%	18%
2002	71%	12%	17%
2003	72%	13%	16%
2004	76%	12%	13%
2005	75%	12%	13%
2006	75%	11%	14%
2007	76%	12%	13%
2008	76%	12%	12%
2009	77%	12%	11%
2010	76%	12%	12%
2011	76%	12%	13%
2012			

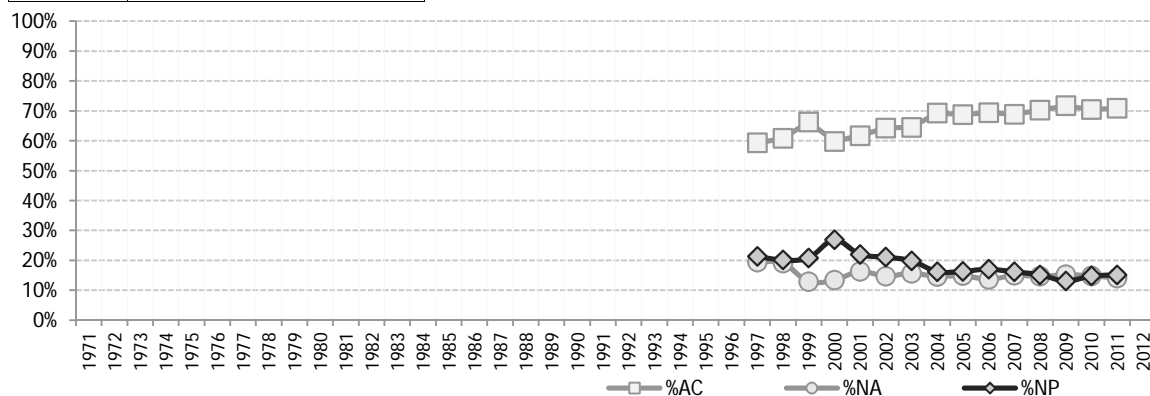
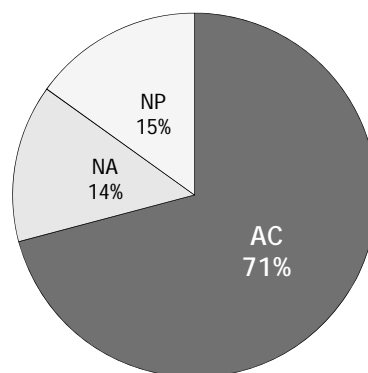
2011



Hombres

Generación	%AC	%NA	%NP
1971			
1972			
1973			
1974			
1975			
1976			
1977			
1978			
1979			
1980			
1981			
1982			
1983			
1984			
1985			
1986			
1987			
1988			
1989			
1990			
1991			
1992			
1993			
1994			
1995			
1996			
1997	59%	19%	21%
1998	61%	19%	20%
1999	66%	13%	21%
2000	60%	13%	27%
2001	62%	16%	22%
2002	64%	15%	21%
2003	64%	16%	20%
2004	69%	15%	16%
2005	69%	15%	16%
2006	69%	14%	17%
2007	69%	15%	16%
2008	70%	15%	15%
2009	72%	15%	13%
2010	70%	15%	15%
2011	71%	14%	15%
2012			

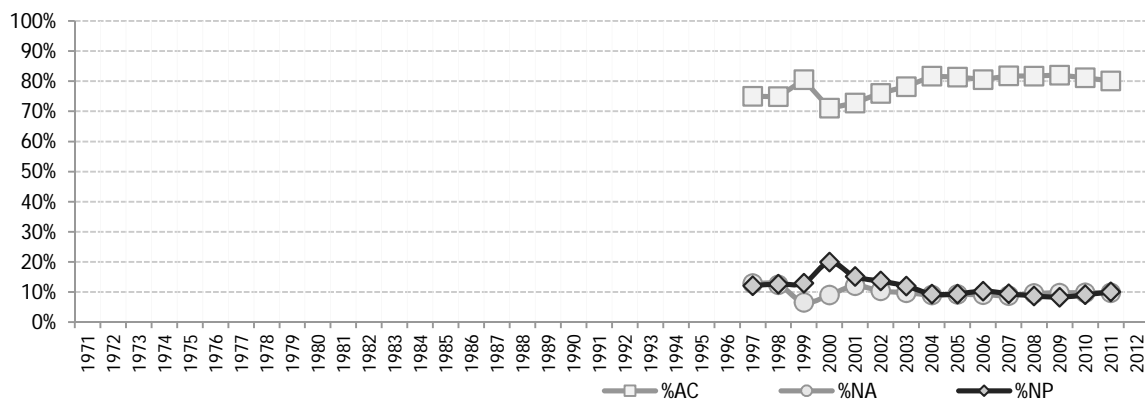
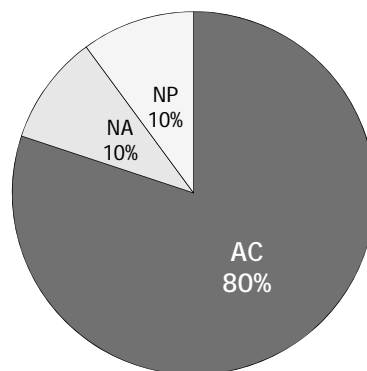
2011



Mujeres

Generación	%AC	%NA	%NP
1971			
1972			
1973			
1974			
1975			
1976			
1977			
1978			
1979			
1980			
1981			
1982			
1983			
1984			
1985			
1986			
1987			
1988			
1989			
1990			
1991			
1992			
1993			
1994			
1995			
1996			
1997	75%	13%	12%
1998	75%	12%	13%
1999	80%	7%	13%
2000	71%	9%	20%
2001	73%	12%	15%
2002	76%	10%	14%
2003	78%	10%	12%
2004	82%	9%	9%
2005	81%	9%	9%
2006	81%	9%	10%
2007	82%	9%	9%
2008	82%	10%	9%
2009	82%	10%	8%
2010	81%	10%	9%
2011	80%	10%	10%
2012			

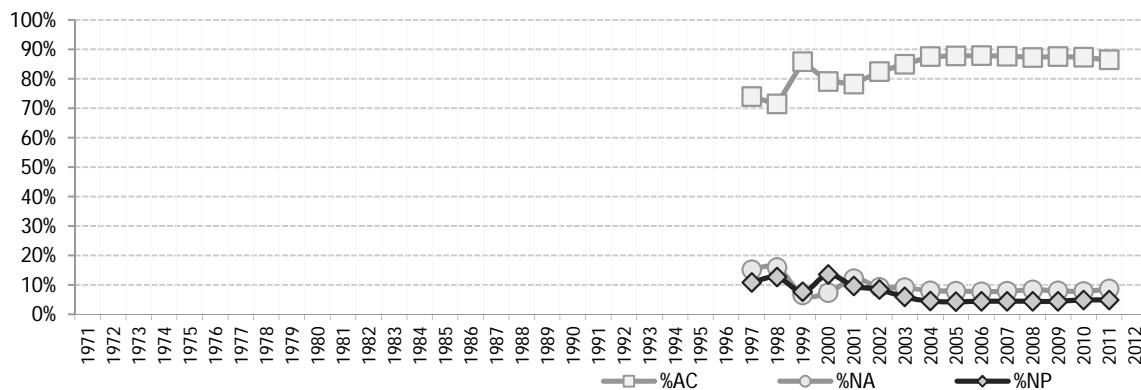
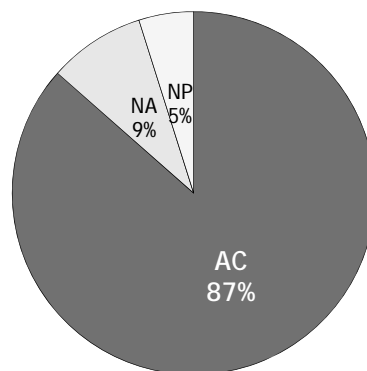
2011



Matutino

Generación	%AC	%NA	%NP
1971			
1972			
1973			
1974			
1975			
1976			
1977			
1978			
1979			
1980			
1981			
1982			
1983			
1984			
1985			
1986			
1987			
1988			
1989			
1990			
1991			
1992			
1993			
1994			
1995			
1996			
1997	74%	15%	11%
1998	71%	16%	13%
1999	86%	7%	8%
2000	79%	7%	14%
2001	78%	12%	10%
2002	82%	9%	8%
2003	85%	9%	6%
2004	88%	8%	4%
2005	88%	8%	4%
2006	88%	8%	4%
2007	88%	8%	4%
2008	87%	8%	4%
2009	88%	8%	4%
2010	87%	8%	5%
2011	87%	9%	5%
2012			

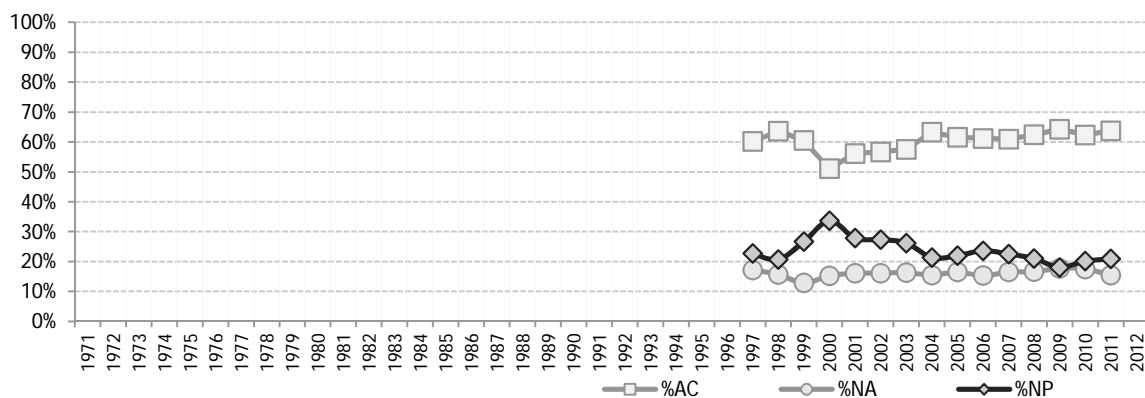
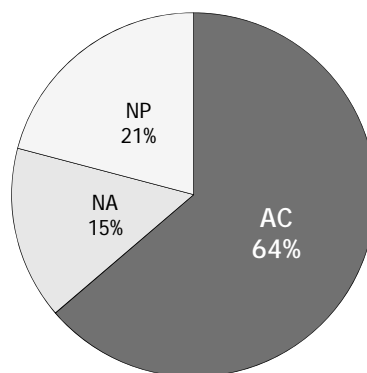
2011



Vespertino

Generación	%AC	%NA	%NP
1971			
1972			
1973			
1974			
1975			
1976			
1977			
1978			
1979			
1980			
1981			
1982			
1983			
1984			
1985			
1986			
1987			
1988			
1989			
1990			
1991			
1992			
1993			
1994			
1995			
1996			
1997	60%	17%	23%
1998	64%	16%	21%
1999	60%	13%	27%
2000	51%	15%	34%
2001	56%	16%	28%
2002	57%	16%	27%
2003	58%	16%	26%
2004	63%	15%	21%
2005	62%	16%	22%
2006	61%	15%	24%
2007	61%	16%	23%
2008	62%	17%	21%
2009	64%	18%	18%
2010	62%	18%	20%
2011	64%	15%	21%
2012			

2011



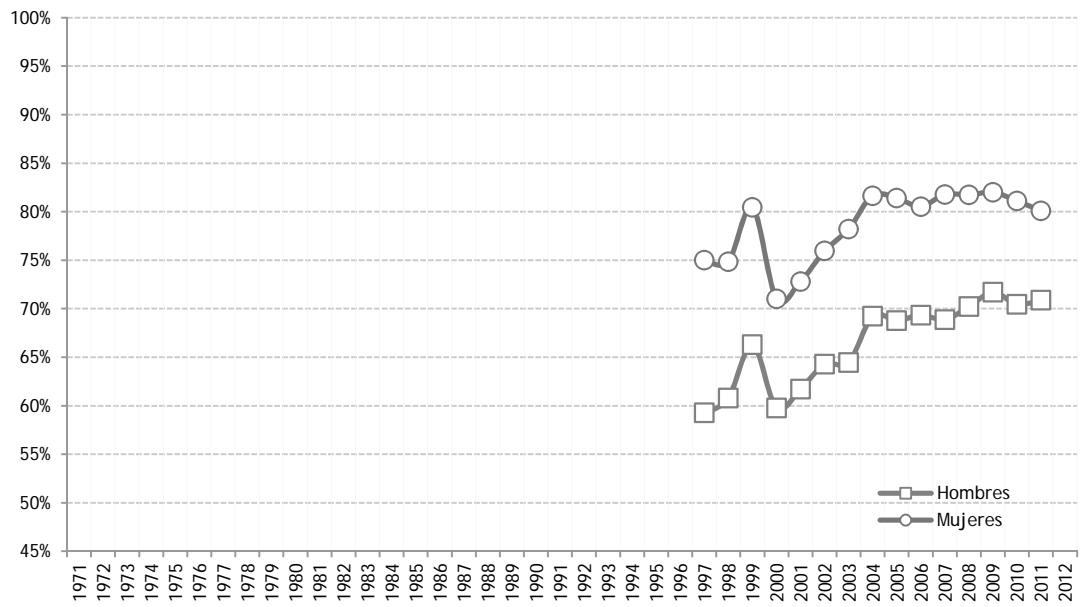
Química II

Acreditación

Generación	Género		Turno		Plantel					CCH
	Hombres	Mujeres	Matutino	Vespertino	Azcapotzalco	Naucalpan	Vallejo	Oriente	Sur	
1971										
1972										
1973										
1974										
1975										
1976										
1977										
1978										
1979										
1980										
1981										
1982										
1983										
1984										
1985										
1986										
1987										
1988										
1989										
1990										
1991										
1992										
1993										
1994										
1995										
1996										
1997	59%	75%	74%	60%	70%	60%	63%	68%	64%	67%
1998	61%	75%	71%	64%	70%	64%	61%	73%	64%	68%
1999	66%	80%	86%	60%	74%	60%	74%	79%	73%	74%
2000	60%	71%	79%	51%	65%	51%	66%	67%	67%	65%
2001	62%	73%	78%	56%	65%	56%	68%	72%	71%	68%
2002	64%	76%	82%	57%	69%	57%	71%	73%	74%	71%
2003	64%	78%	85%	58%	72%	58%	74%	72%	73%	72%
2004	69%	82%	88%	63%	77%	63%	74%	77%	76%	76%
2005	69%	81%	88%	62%	74%	62%	75%	74%	78%	75%
2006	69%	81%	88%	61%	76%	61%	75%	76%	75%	75%
2007	69%	82%	88%	61%	77%	61%	75%	78%	74%	76%
2008	70%	82%	87%	62%	79%	62%	75%	77%	75%	76%
2009	72%	82%	88%	64%	78%	64%	77%	79%	75%	77%
2010	70%	81%	87%	62%	74%	62%	76%	78%	75%	76%
2011	71%	80%	87%	64%	73%	64%	74%	79%	73%	76%
2012										

1203 Química II

Acreditación por género



1203 Química II

Acreditación por turno



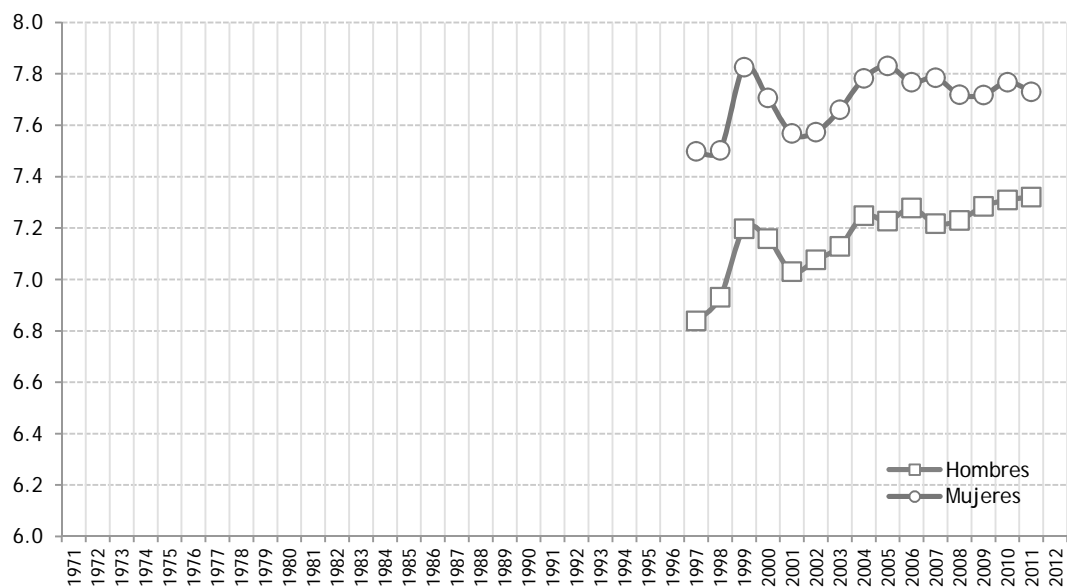
Química II

Promedio de Calificaciones

Generación	Género		Turno		Plantel					CCH
	Hombres	Mujeres	Matutino	Vespertino	Azacapotzalco	Naucalpan	Vallejo	Oriente	Sur	
1971										
1972										
1973										
1974										
1975										
1976										
1977										
1978										
1979										
1980										
1981										
1982										
1983										
1984										
1985										
1986										
1987										
1988										
1989										
1990										
1991										
1992										
1993										
1994										
1995										
1996										
1997	6.8	7.5	7.4	7.0	7.3	7.0	7.0	7.1	7.3	7.2
1998	6.9	7.5	7.3	7.2	7.1	7.2	7.1	7.3	7.4	7.2
1999	7.2	7.8	7.9	7.1	7.4	7.1	7.4	7.8	7.7	7.5
2000	7.2	7.7	7.9	6.9	7.4	6.9	7.4	7.6	7.5	7.4
2001	7.0	7.6	7.7	6.9	7.1	6.9	7.3	7.5	7.6	7.3
2002	7.1	7.6	7.7	6.9	7.3	6.9	7.3	7.4	7.6	7.4
2003	7.1	7.7	7.8	6.9	7.4	6.9	7.5	7.6	7.5	7.4
2004	7.2	7.8	7.9	7.1	7.6	7.1	7.3	7.8	7.7	7.5
2005	7.2	7.8	8.0	7.0	7.5	7.0	7.5	7.7	7.6	7.6
2006	7.3	7.8	7.9	7.0	7.5	7.0	7.5	7.9	7.6	7.5
2007	7.2	7.8	7.9	7.0	7.7	7.0	7.3	7.8	7.5	7.5
2008	7.2	7.7	7.9	6.9	7.6	6.9	7.3	7.7	7.5	7.5
2009	7.3	7.7	7.9	7.0	7.6	7.0	7.4	7.8	7.4	7.5
2010	7.3	7.8	7.9	7.0	7.5	7.0	7.4	7.9	7.5	7.6
2011	7.3	7.7	7.9	7.1	7.4	7.1	7.5	7.9	7.5	7.5
2012										

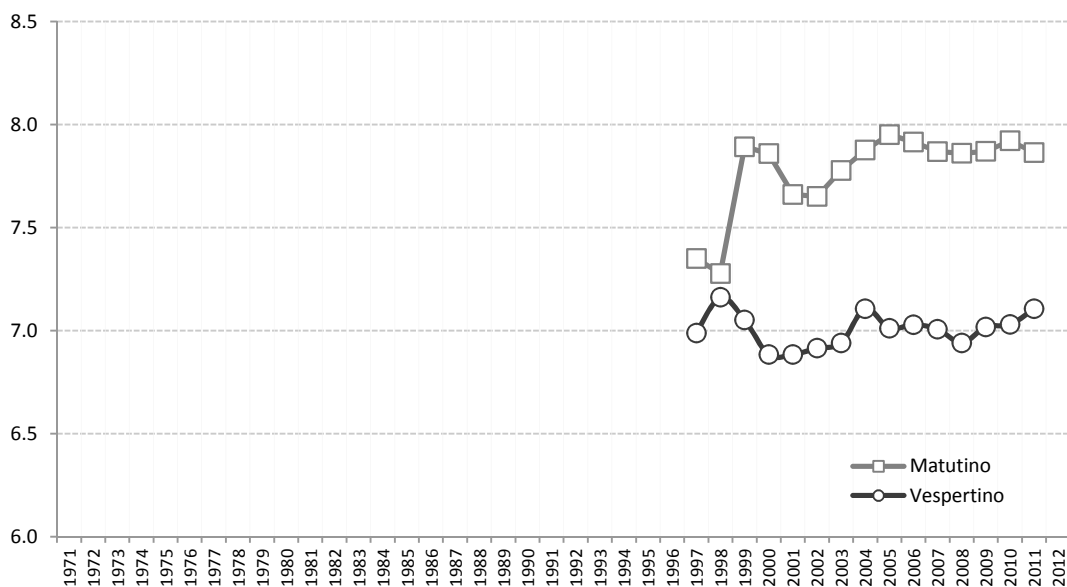
1203 Química II

Calificación promedio por género



1203 Química II

Calificación promedio por turno





Universidad Nacional Autónoma de México
Colegio de Ciencias y Humanidades

Química III

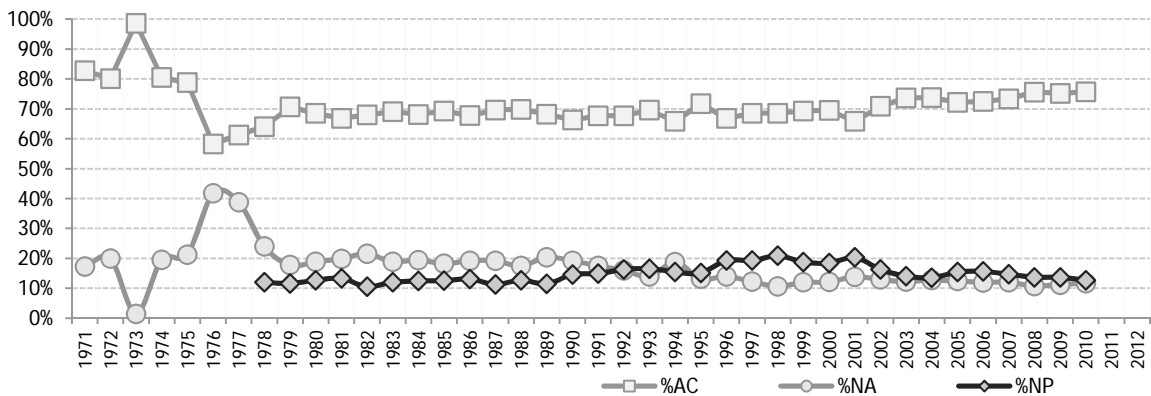
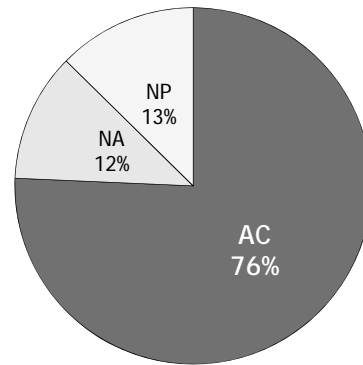
CIENCIAS EXPERIMENTALES

Asignatura incluida		Plan	Semestre	Creditos	Horas
1507	Química III	1997	5	8	4
3033	Química II	1971	5	10	5

Total CCH

Generación	%AC	%NA	%NP
1971	83%	17%	
1972	80%	20%	
1973	99%	1%	
1974	80%	20%	
1975	79%	21%	
1976	58%	42%	
1977	61%	39%	
1978	64%	24%	12%
1979	71%	18%	12%
1980	68%	19%	13%
1981	67%	20%	13%
1982	68%	22%	11%
1983	69%	19%	12%
1984	68%	19%	12%
1985	69%	18%	13%
1986	68%	19%	13%
1987	70%	19%	11%
1988	70%	17%	13%
1989	68%	20%	11%
1990	66%	19%	15%
1991	68%	17%	15%
1992	68%	16%	16%
1993	70%	14%	17%
1994	66%	19%	15%
1995	72%	13%	15%
1996	67%	14%	19%
1997	69%	12%	19%
1998	69%	11%	21%
1999	69%	12%	19%
2000	70%	12%	18%
2001	66%	14%	20%
2002	71%	13%	16%
2003	74%	12%	14%
2004	74%	13%	14%
2005	72%	12%	15%
2006	72%	12%	16%
2007	73%	12%	15%
2008	76%	11%	14%
2009	75%	11%	14%
2010	76%	12%	13%
2011			
2012			

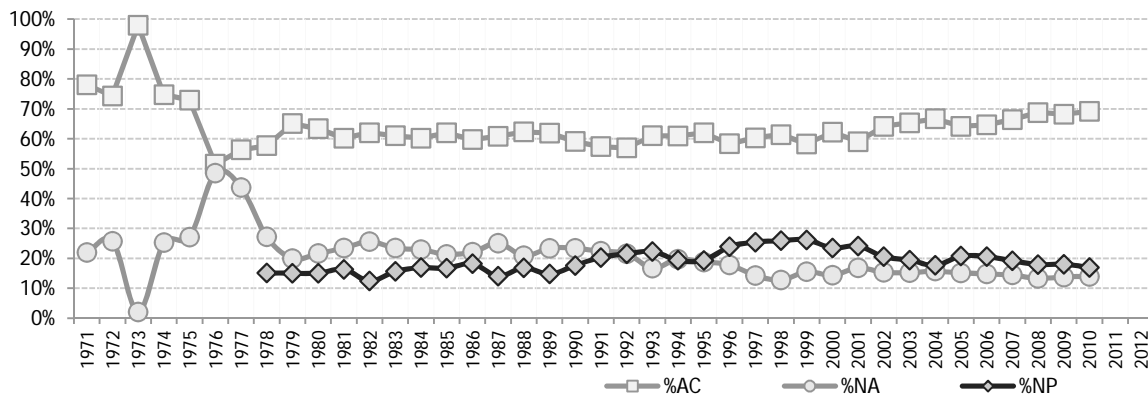
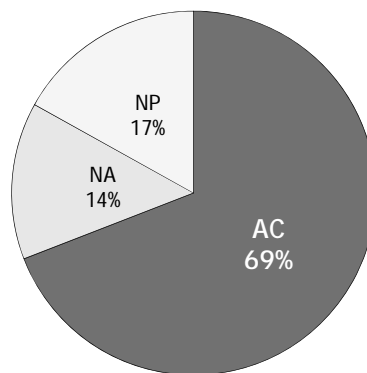
2010



Hombres

Generación	%AC	%NA	%NP
1971	78%	22%	
1972	74%	26%	
1973	98%	2%	
1974	75%	25%	
1975	73%	27%	
1976	51%	49%	
1977	56%	44%	
1978	58%	27%	15%
1979	65%	20%	15%
1980	63%	22%	15%
1981	60%	23%	16%
1982	62%	26%	12%
1983	61%	23%	16%
1984	60%	23%	17%
1985	62%	21%	17%
1986	60%	22%	18%
1987	61%	25%	14%
1988	62%	21%	17%
1989	62%	23%	15%
1990	59%	23%	18%
1991	57%	22%	20%
1992	57%	22%	22%
1993	61%	17%	22%
1994	61%	20%	19%
1995	62%	19%	19%
1996	58%	18%	24%
1997	60%	14%	25%
1998	61%	13%	26%
1999	58%	16%	26%
2000	62%	14%	23%
2001	59%	17%	24%
2002	64%	15%	21%
2003	65%	15%	19%
2004	67%	16%	18%
2005	64%	15%	21%
2006	65%	15%	21%
2007	66%	14%	19%
2008	69%	13%	18%
2009	68%	14%	18%
2010	69%	14%	17%
2011			
2012			

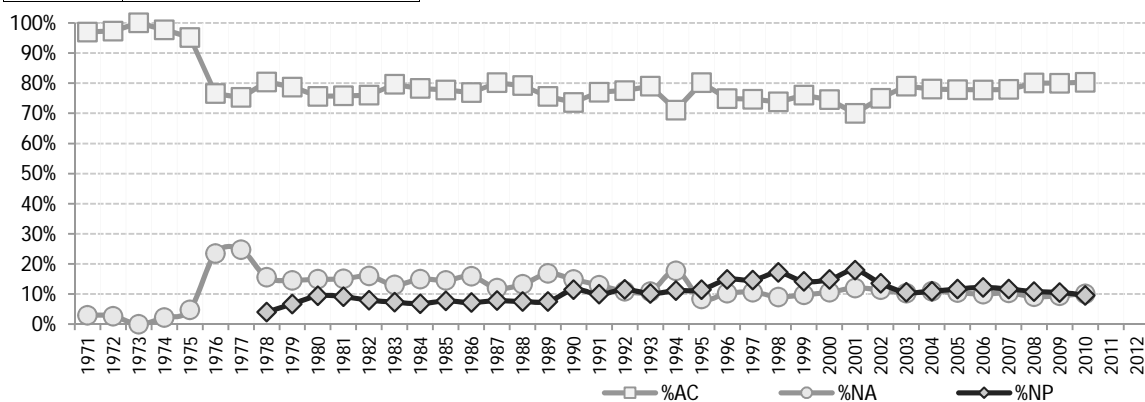
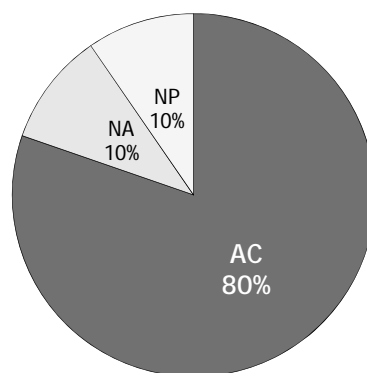
2010



Mujeres

Generación	%AC	%NA	%NP
1971	97%	3%	
1972	97%	3%	
1973	100%	0%	
1974	98%	2%	
1975	95%	5%	
1976	77%	23%	
1977	75%	25%	
1978	80%	16%	4%
1979	79%	15%	7%
1980	76%	15%	9%
1981	76%	15%	9%
1982	76%	16%	8%
1983	80%	13%	7%
1984	78%	15%	7%
1985	78%	15%	8%
1986	77%	16%	7%
1987	80%	12%	8%
1988	79%	13%	8%
1989	76%	17%	8%
1990	74%	15%	11%
1991	77%	13%	10%
1992	78%	11%	12%
1993	79%	11%	10%
1994	71%	18%	11%
1995	80%	8%	11%
1996	75%	10%	15%
1997	75%	11%	15%
1998	74%	9%	17%
1999	76%	10%	14%
2000	75%	11%	15%
2001	70%	12%	18%
2002	75%	11%	14%
2003	79%	10%	11%
2004	78%	11%	11%
2005	78%	10%	12%
2006	78%	10%	12%
2007	78%	10%	12%
2008	80%	9%	11%
2009	80%	9%	11%
2010	80%	10%	10%
2011			
2012			

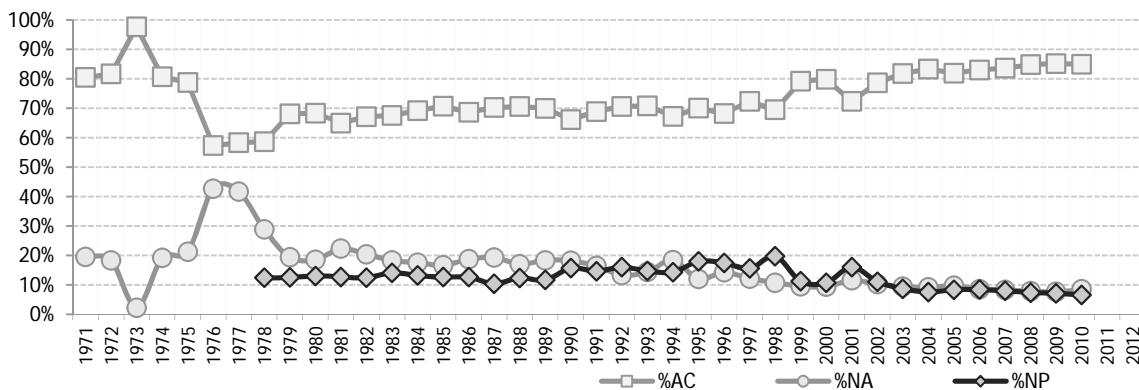
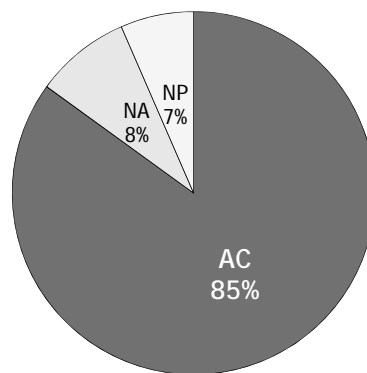
2010



Matutino

Generación	%AC	%NA	%NP
1971	81%	19%	
1972	82%	18%	
1973	98%	2%	
1974	81%	19%	
1975	79%	21%	
1976	57%	43%	
1977	58%	42%	
1978	59%	29%	12%
1979	68%	19%	13%
1980	68%	19%	13%
1981	65%	22%	13%
1982	67%	20%	12%
1983	68%	18%	14%
1984	69%	18%	13%
1985	71%	17%	13%
1986	69%	19%	13%
1987	70%	19%	10%
1988	71%	17%	12%
1989	70%	18%	12%
1990	66%	18%	16%
1991	69%	16%	15%
1992	71%	13%	16%
1993	71%	14%	15%
1994	67%	18%	14%
1995	70%	12%	18%
1996	68%	14%	17%
1997	72%	12%	16%
1998	70%	11%	20%
1999	79%	10%	11%
2000	80%	9%	11%
2001	72%	12%	16%
2002	79%	10%	11%
2003	82%	9%	9%
2004	83%	9%	8%
2005	82%	10%	8%
2006	83%	9%	8%
2007	84%	8%	8%
2008	85%	8%	7%
2009	85%	8%	7%
2010	85%	8%	7%
2011			
2012			

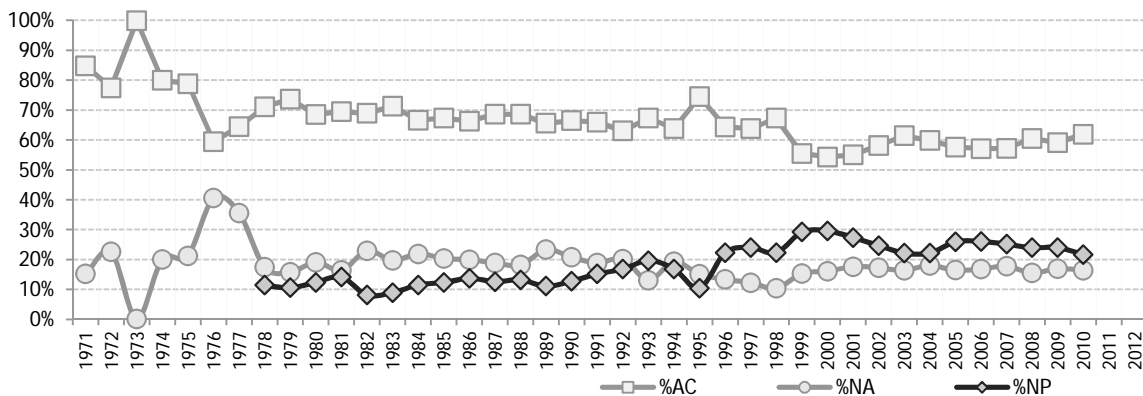
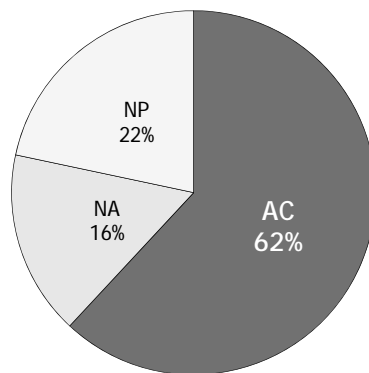
2010



Vespertino

Generación	%AC	%NA	%NP
1971	85%	15%	
1972	77%	23%	
1973	100%	0%	
1974	80%	20%	
1975	79%	21%	
1976	59%	41%	
1977	64%	36%	
1978	71%	17%	11%
1979	74%	16%	11%
1980	69%	19%	12%
1981	69%	16%	14%
1982	69%	23%	8%
1983	71%	20%	9%
1984	67%	22%	11%
1985	67%	20%	12%
1986	66%	20%	14%
1987	69%	19%	13%
1988	69%	18%	13%
1989	66%	23%	11%
1990	66%	21%	13%
1991	66%	19%	15%
1992	63%	20%	17%
1993	67%	13%	20%
1994	64%	19%	17%
1995	75%	15%	10%
1996	64%	13%	22%
1997	64%	12%	24%
1998	67%	10%	22%
1999	56%	15%	29%
2000	54%	16%	30%
2001	55%	18%	27%
2002	58%	17%	25%
2003	61%	16%	22%
2004	60%	18%	22%
2005	58%	16%	26%
2006	57%	17%	26%
2007	57%	18%	25%
2008	61%	15%	24%
2009	59%	17%	24%
2010	62%	16%	22%
2011			
2012			

2010



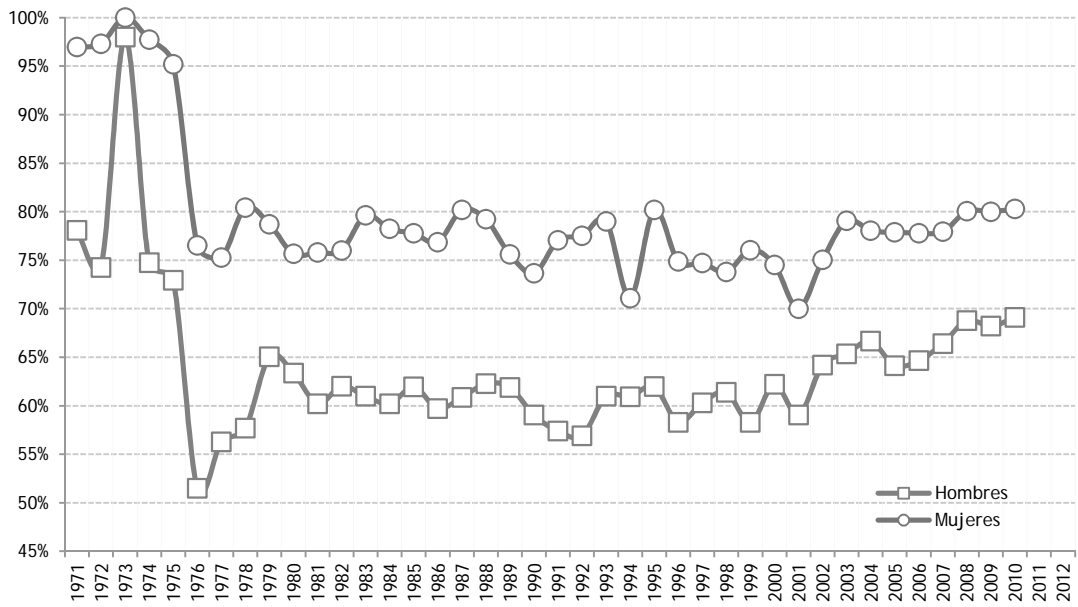
Química III

Acreditación

Generación	Género		Turno		Plantel					CCH
	Hombres	Mujeres	Matutino	Vespertino	Azcapotzalco	Naucalpan	Vallejo	Oriente	Sur	
1971	78%	97%	81%	85%	90%	85%	83%			83%
1972	74%	97%	82%	77%	79%	77%	82%	79%	85%	80%
1973	98%	100%	98%	100%	99%	100%	100%	98%	100%	99%
1974	75%	98%	81%	80%	82%	80%	78%	79%	85%	80%
1975	73%	95%	79%	79%	76%	79%	76%	70%	86%	79%
1976	51%	77%	57%	59%	70%	59%	45%	53%	66%	58%
1977	56%	75%	58%	64%	70%	64%	52%	48%	67%	61%
1978	58%	80%	59%	71%	66%	71%	53%	60%	71%	64%
1979	65%	79%	68%	74%	79%	74%	60%	64%	78%	71%
1980	63%	76%	68%	69%	74%	69%	65%	60%	76%	68%
1981	60%	76%	65%	69%	80%	69%	57%	58%	70%	67%
1982	62%	76%	67%	69%	76%	69%	53%	67%	69%	68%
1983	61%	80%	68%	71%	75%	71%	65%	62%	77%	69%
1984	60%	78%	69%	67%	74%	67%	55%	64%	74%	68%
1985	62%	78%	71%	67%	75%	67%	53%	74%	68%	69%
1986	60%	77%	69%	66%	79%	66%	54%	64%	65%	68%
1987	61%	80%	70%	69%	79%	69%	63%	66%	61%	70%
1988	62%	79%	71%	69%	74%	69%	61%	68%	64%	70%
1989	62%	76%	70%	66%	72%	66%	72%	73%	63%	68%
1990	59%	74%	66%	66%	69%	66%	72%	61%	62%	66%
1991	57%	77%	69%	66%	73%	66%	61%	64%	69%	68%
1992	57%	78%	71%	63%	67%	63%	69%	65%	65%	68%
1993	61%	79%	71%	67%	67%	67%	83%	65%	67%	70%
1994	61%	71%	67%	64%	63%	64%	68%	68%	66%	66%
1995	62%	80%	70%	75%	69%	75%	63%	78%	75%	72%
1996	58%	75%	68%	64%	70%	64%	64%	61%	71%	67%
1997	60%	75%	72%	64%	66%	64%	66%	67%	66%	69%
1998	61%	74%	70%	67%	70%	67%	66%	66%	72%	69%
1999	58%	76%	79%	56%	69%	56%	68%	69%	69%	69%
2000	62%	75%	80%	54%	68%	54%	73%	73%	70%	70%
2001	59%	70%	72%	55%	66%	55%	62%	70%	67%	66%
2002	64%	75%	79%	58%	70%	58%	72%	74%	74%	71%
2003	65%	79%	82%	61%	68%	61%	75%	77%	79%	74%
2004	67%	78%	83%	60%	70%	60%	72%	79%	79%	74%
2005	64%	78%	82%	58%	68%	58%	68%	74%	79%	72%
2006	65%	78%	83%	57%	71%	57%	68%	76%	76%	72%
2007	66%	78%	84%	57%	69%	57%	72%	79%	75%	73%
2008	69%	80%	85%	61%	74%	61%	71%	81%	77%	76%
2009	68%	80%	85%	59%	72%	59%	70%	80%	79%	75%
2010	69%	80%	85%	62%	72%	62%	71%	80%	80%	76%
2011										
2012										

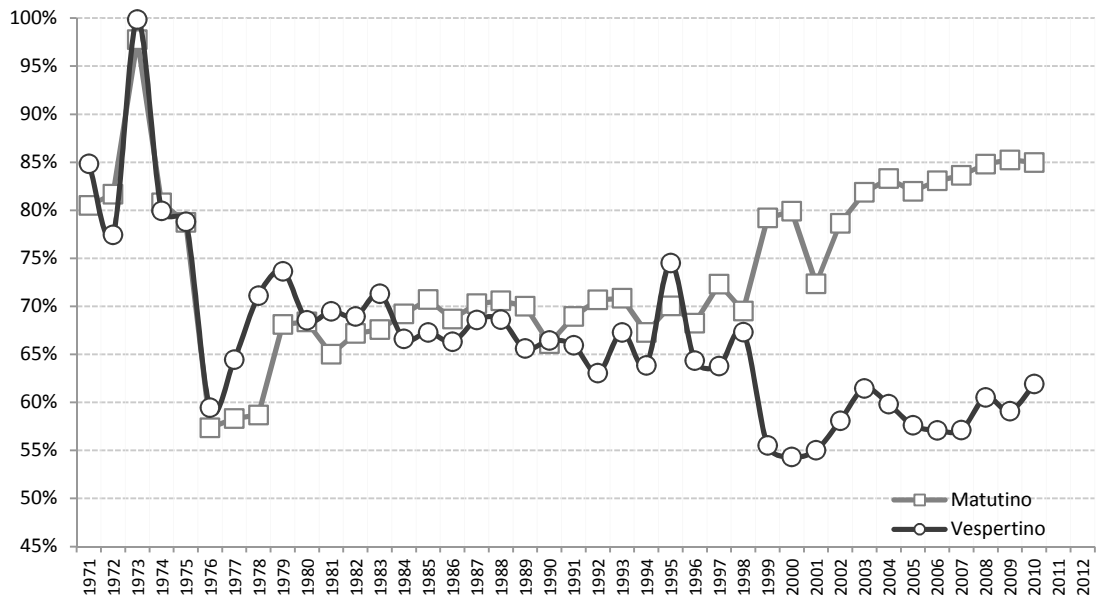
1507 Química III

Acreditación por género



1507 Química III

Acreditación por turno



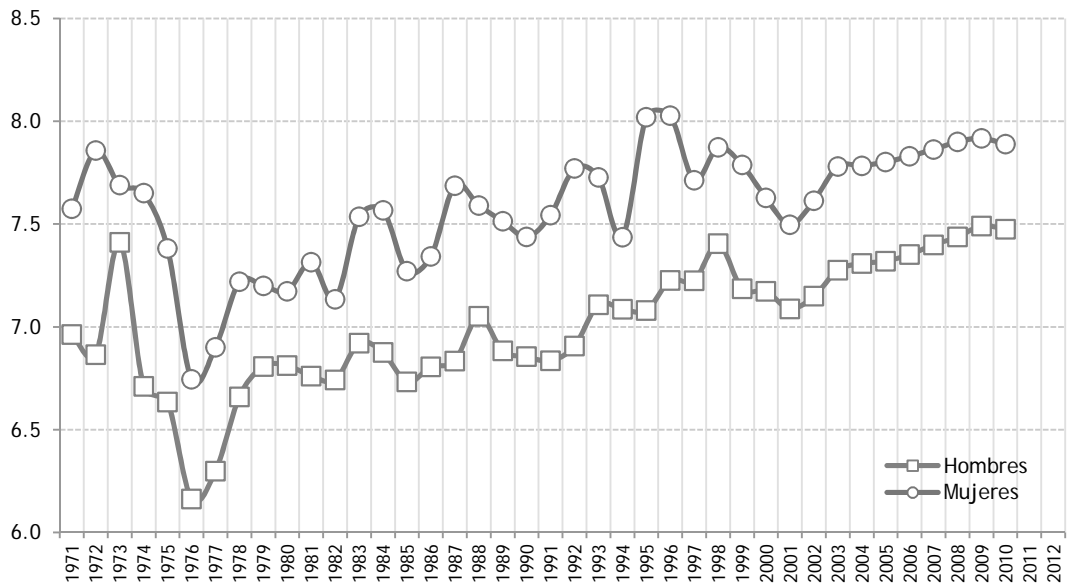
Química III

Promedio de Calificaciones

Generación	Género		Turno		Plantel					CCH
	Hombres	Mujeres	Matutino	Vespertino	Azcapotzalco	Naucalpan	Vallejo	Oriente	Sur	
1971	7.0	7.6	7.1	7.2	7.2	7.2	7.3			7.1
1972	6.9	7.9	7.2	7.0	7.2	7.0	7.2	6.8	7.4	7.1
1973	7.4	7.7	7.4	7.7	7.3	7.7	7.5	7.3	7.7	7.5
1974	6.7	7.7	6.9	7.0	7.0	7.0	6.7	6.7	7.3	6.9
1975	6.6	7.4	6.9	6.7	7.0	6.7	6.7	6.4	7.2	6.8
1976	6.2	6.7	6.3	6.3	6.9	6.3	5.9	6.0	6.5	6.3
1977	6.3	6.9	6.4	6.5	6.6	6.5	6.2	6.0	6.7	6.5
1978	6.7	7.2	6.7	7.0	7.0	7.0	6.4	6.5	7.0	6.8
1979	6.8	7.2	6.8	7.1	7.4	7.1	6.6	6.7	6.9	7.0
1980	6.8	7.2	7.0	6.9	7.3	6.9	6.6	6.6	7.2	7.0
1981	6.8	7.3	6.9	7.2	7.5	7.2	6.6	6.5	7.1	7.0
1982	6.7	7.1	6.9	6.9	7.4	6.9	6.2	6.6	6.8	6.9
1983	6.9	7.5	7.3	7.1	7.5	7.1	7.0	6.7	7.4	7.2
1984	6.9	7.6	7.4	6.9	7.8	6.9	6.5	6.8	7.3	7.2
1985	6.7	7.3	7.0	7.0	7.6	7.0	6.4	6.7	6.9	7.0
1986	6.8	7.3	7.2	6.9	7.7	6.9	6.4	6.7	6.9	7.1
1987	6.8	7.7	7.2	7.3	7.8	7.3	6.5	7.0	7.2	7.2
1988	7.1	7.6	7.4	7.2	7.7	7.2	6.7	7.0	7.0	7.3
1989	6.9	7.5	7.4	6.9	7.5	6.9	7.2	7.1	7.1	7.2
1990	6.9	7.4	7.2	7.1	7.6	7.1	7.1	6.8	7.2	7.2
1991	6.8	7.5	7.3	7.1	7.6	7.1	7.0	6.7	7.4	7.2
1992	6.9	7.8	7.7	7.0	7.7	7.0	7.2	6.9	7.3	7.4
1993	7.1	7.7	7.5	7.3	7.3	7.3	7.6	7.2	7.6	7.4
1994	7.1	7.4	7.3	7.2	7.1	7.2	7.2	7.0	7.5	7.3
1995	7.1	8.0	7.8	7.4	7.7	7.4	7.3	7.4	7.9	7.6
1996	7.2	8.0	7.7	7.5	7.7	7.5	7.3	7.6	7.8	7.7
1997	7.2	7.7	7.6	7.4	7.3	7.4	7.2	7.6	7.6	7.5
1998	7.4	7.9	7.7	7.6	7.8	7.6	7.2	7.7	7.9	7.7
1999	7.2	7.8	7.8	7.1	7.5	7.1	7.4	7.6	7.9	7.6
2000	7.2	7.6	7.8	6.8	7.4	6.8	7.4	7.5	7.7	7.5
2001	7.1	7.5	7.5	7.0	7.2	7.0	7.2	7.5	7.5	7.3
2002	7.1	7.6	7.8	6.8	7.2	6.8	7.4	7.7	7.6	7.4
2003	7.3	7.8	7.8	7.2	7.2	7.2	7.6	7.9	7.8	7.6
2004	7.3	7.8	7.9	7.1	7.3	7.1	7.6	7.9	8.0	7.6
2005	7.3	7.8	7.9	7.1	7.5	7.1	7.4	8.0	7.6	7.6
2006	7.4	7.8	8.0	7.0	7.5	7.0	7.4	8.0	7.8	7.6
2007	7.4	7.9	8.0	7.0	7.4	7.0	7.6	8.0	7.8	7.7
2008	7.4	7.9	8.0	7.1	7.5	7.1	7.5	8.1	7.8	7.7
2009	7.5	7.9	8.1	7.1	7.4	7.1	7.7	8.1	8.0	7.8
2010	7.5	7.9	8.0	7.2	7.4	7.2	7.6	8.2	7.9	7.7
2011										
2012										

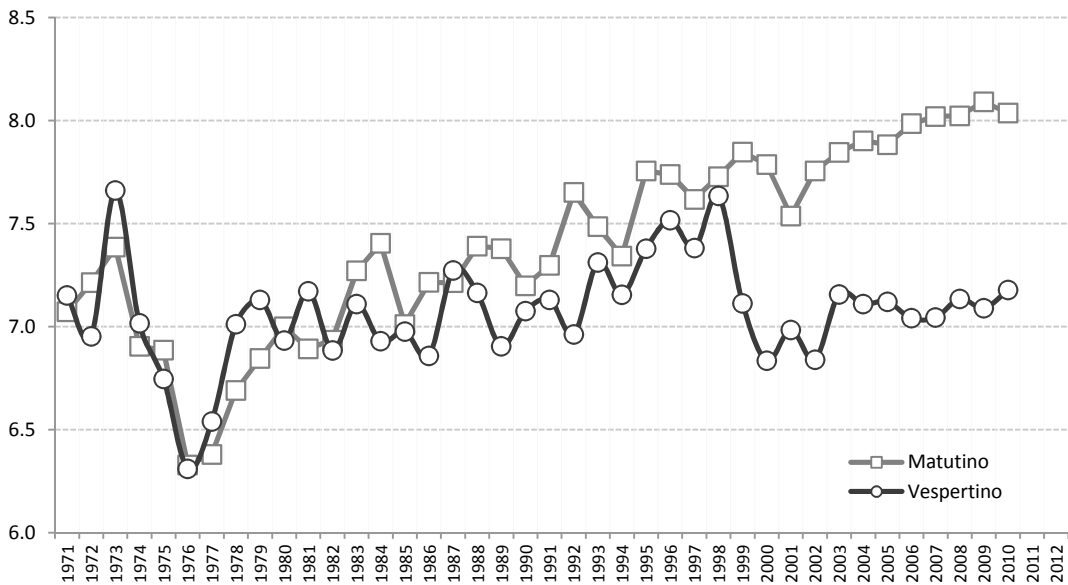
1507 Química III

Calificación promedio por género



1507 Química III

Calificación promedio por turno





Universidad Nacional Autónoma de México
Colegio de Ciencias y Humanidades

Química IV

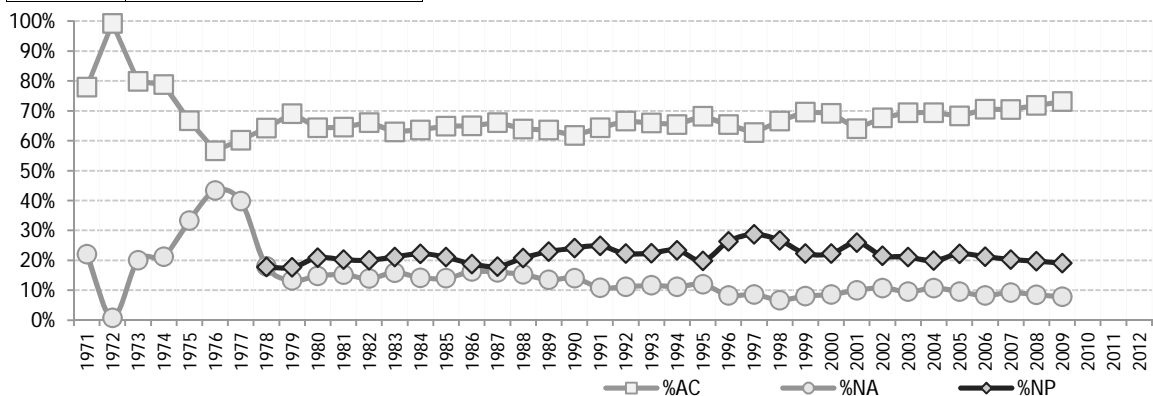
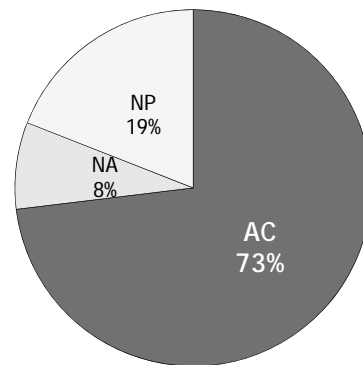
CIENCIAS EXPERIMENTALES

Asignatura incluida		Plan	Semestre	Creditos	Horas
1607	Química IV	1997	6	8	4
3055	Química III	1971	6	10	5

Total CCH

Generación	%AC	%NA	%NP
1971	78%	22%	
1972	99%	1%	
1973	80%	20%	
1974	79%	21%	
1975	67%	33%	
1976	57%	43%	
1977	60%	40%	
1978	64%	18%	18%
1979	69%	13%	18%
1980	64%	15%	21%
1981	65%	15%	20%
1982	66%	14%	20%
1983	63%	16%	21%
1984	64%	14%	22%
1985	65%	14%	21%
1986	65%	16%	19%
1987	66%	16%	18%
1988	64%	15%	21%
1989	64%	13%	23%
1990	62%	14%	24%
1991	64%	11%	25%
1992	67%	11%	22%
1993	66%	12%	22%
1994	65%	11%	23%
1995	68%	12%	20%
1996	65%	8%	26%
1997	63%	9%	29%
1998	67%	7%	27%
1999	70%	8%	22%
2000	69%	9%	22%
2001	64%	10%	26%
2002	68%	11%	22%
2003	69%	9%	21%
2004	69%	11%	20%
2005	68%	10%	22%
2006	71%	8%	21%
2007	70%	9%	20%
2008	72%	8%	20%
2009	73%	8%	19%
2010			
2011			
2012			

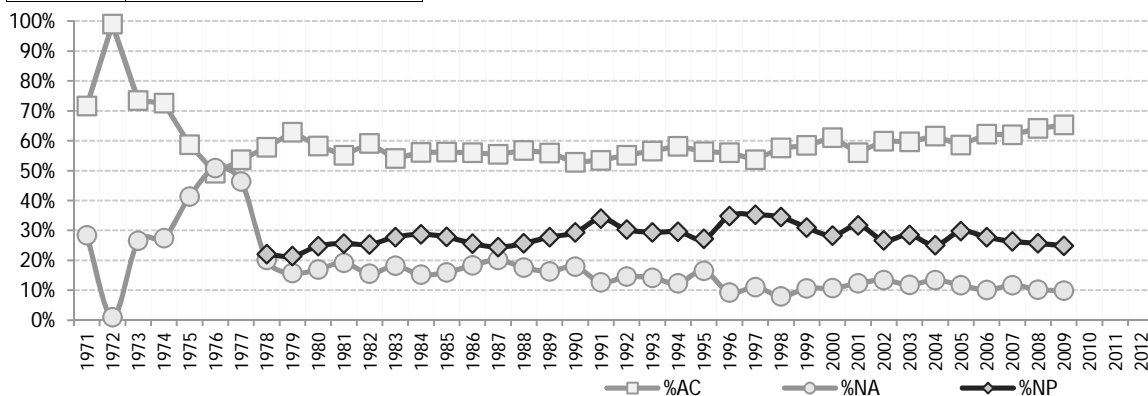
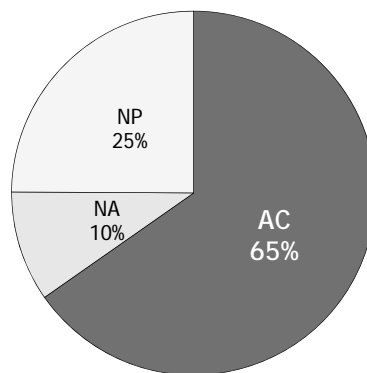
2009



Hombres

Generación	%AC	%NA	%NP
1971	72%	28%	
1972	99%	1%	
1973	73%	27%	
1974	73%	27%	
1975	59%	41%	
1976	49%	51%	
1977	54%	46%	
1978	58%	20%	22%
1979	63%	16%	21%
1980	58%	17%	25%
1981	55%	19%	26%
1982	59%	16%	25%
1983	54%	18%	28%
1984	56%	15%	29%
1985	56%	16%	28%
1986	56%	18%	26%
1987	55%	20%	24%
1988	57%	18%	26%
1989	56%	16%	28%
1990	53%	18%	29%
1991	53%	13%	34%
1992	55%	15%	30%
1993	57%	14%	29%
1994	58%	12%	30%
1995	56%	16%	27%
1996	56%	9%	35%
1997	54%	11%	35%
1998	58%	8%	34%
1999	58%	11%	31%
2000	61%	11%	28%
2001	56%	12%	32%
2002	60%	13%	27%
2003	60%	12%	29%
2004	62%	13%	25%
2005	59%	12%	30%
2006	62%	10%	28%
2007	62%	12%	26%
2008	64%	10%	26%
2009	65%	10%	25%
2010			
2011			
2012			

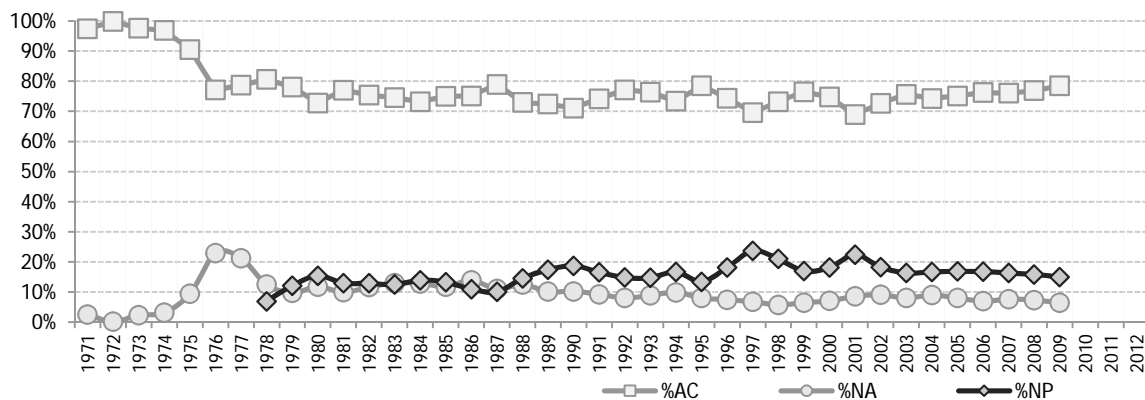
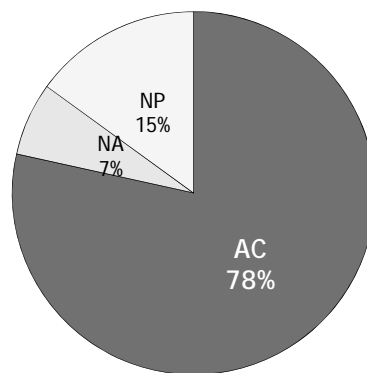
2009



Mujeres

Generación	%AC	%NA	%NP
1971	97%	3%	
1972	100%	0%	
1973	98%	2%	
1974	97%	3%	
1975	91%	9%	
1976	77%	23%	
1977	79%	21%	
1978	81%	12%	7%
1979	78%	10%	12%
1980	73%	12%	15%
1981	77%	10%	13%
1982	75%	12%	13%
1983	75%	13%	13%
1984	73%	13%	14%
1985	75%	12%	13%
1986	75%	14%	11%
1987	79%	11%	10%
1988	73%	12%	15%
1989	72%	10%	17%
1990	71%	10%	19%
1991	74%	9%	17%
1992	77%	8%	15%
1993	76%	9%	15%
1994	73%	10%	17%
1995	79%	8%	13%
1996	74%	7%	18%
1997	70%	7%	24%
1998	73%	6%	21%
1999	77%	7%	17%
2000	75%	7%	18%
2001	69%	9%	22%
2002	73%	9%	18%
2003	76%	8%	16%
2004	74%	9%	17%
2005	75%	8%	17%
2006	76%	7%	17%
2007	76%	8%	16%
2008	77%	7%	16%
2009	78%	7%	15%
2010			
2011			
2012			

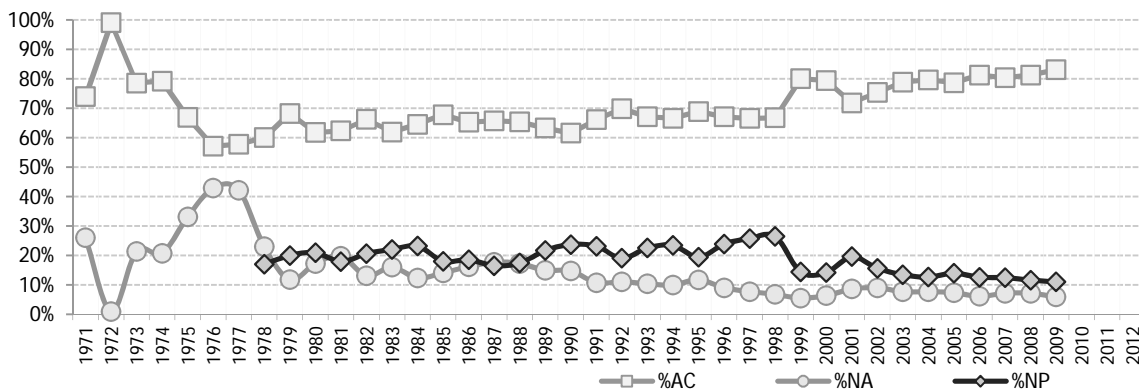
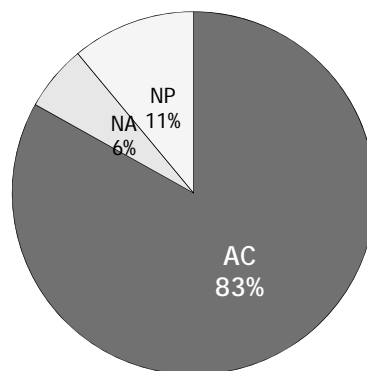
2009



Matutino

Generación	%AC	%NA	%NP
1971	74%	26%	
1972	99%	1%	
1973	79%	21%	
1974	79%	21%	
1975	67%	33%	
1976	57%	43%	
1977	58%	42%	
1978	60%	23%	17%
1979	68%	12%	20%
1980	62%	17%	21%
1981	62%	20%	18%
1982	66%	13%	21%
1983	62%	16%	22%
1984	65%	12%	23%
1985	68%	14%	18%
1986	65%	16%	19%
1987	66%	18%	17%
1988	65%	17%	17%
1989	63%	15%	22%
1990	62%	15%	24%
1991	66%	11%	23%
1992	70%	11%	19%
1993	67%	10%	23%
1994	67%	10%	23%
1995	69%	12%	19%
1996	67%	9%	24%
1997	67%	8%	26%
1998	67%	7%	26%
1999	80%	6%	14%
2000	79%	6%	14%
2001	72%	9%	20%
2002	75%	9%	16%
2003	79%	8%	13%
2004	80%	8%	13%
2005	79%	7%	14%
2006	81%	6%	13%
2007	80%	7%	12%
2008	81%	7%	12%
2009	83%	6%	11%
2010			
2011			
2012			

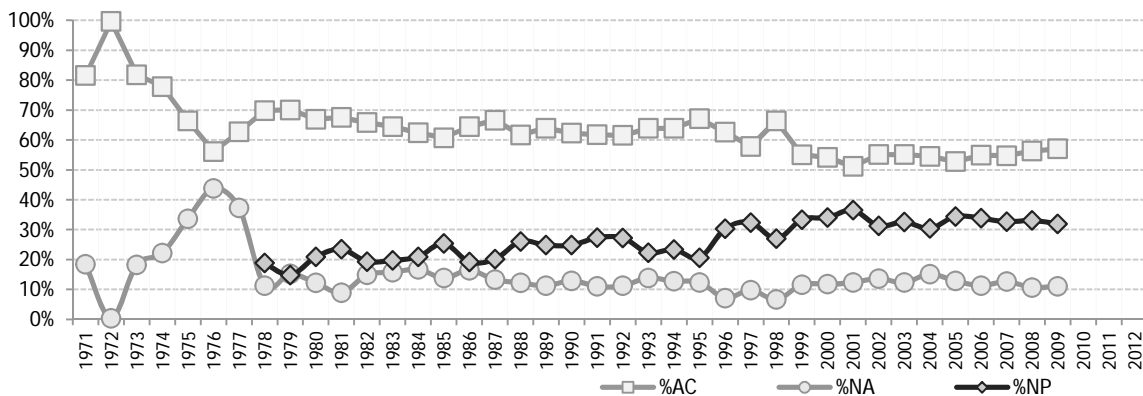
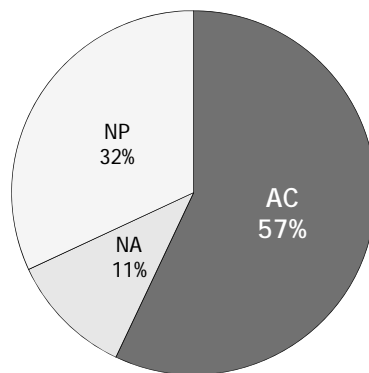
2009



Vespertino

Generación	%AC	%NA	%NP
1971	82%	18%	
1972	100%	0%	
1973	82%	18%	
1974	78%	22%	
1975	66%	34%	
1976	56%	44%	
1977	63%	37%	
1978	70%	11%	19%
1979	70%	15%	15%
1980	67%	12%	21%
1981	68%	9%	24%
1982	66%	15%	19%
1983	65%	16%	20%
1984	62%	17%	21%
1985	61%	14%	25%
1986	64%	16%	19%
1987	67%	13%	20%
1988	62%	12%	26%
1989	64%	11%	25%
1990	62%	13%	25%
1991	62%	11%	27%
1992	62%	11%	27%
1993	64%	14%	22%
1994	64%	13%	23%
1995	67%	12%	21%
1996	63%	7%	30%
1997	58%	10%	32%
1998	66%	7%	27%
1999	55%	12%	33%
2000	54%	12%	34%
2001	51%	12%	36%
2002	55%	14%	31%
2003	55%	12%	33%
2004	55%	15%	30%
2005	53%	13%	34%
2006	55%	11%	34%
2007	55%	13%	33%
2008	56%	11%	33%
2009	57%	11%	32%
2010			
2011			
2012			

2009



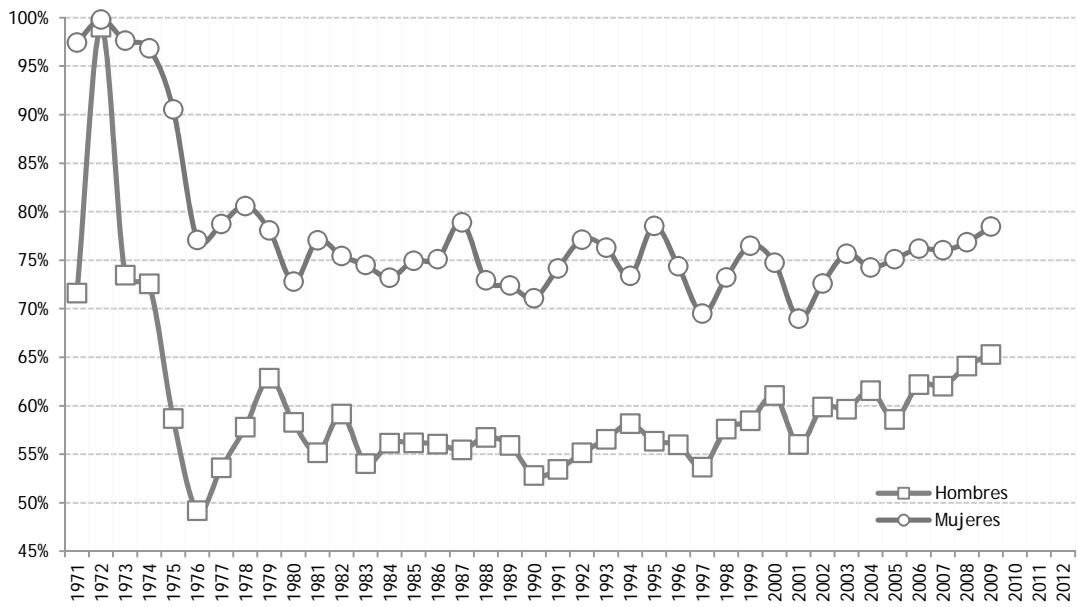
Química IV

Acreditación

Generación	Género		Turno		Plantel					CCH
	Hombres	Mujeres	Matutino	Vespertino	Azcapotzalco	Naucalpan	Vallejo	Oriente	Sur	
1971	72%	97%	74%	82%	81%	82%	80%			78%
1972	99%	100%	99%	100%	100%	100%	97%	100%	100%	99%
1973	73%	98%	79%	82%	81%	82%	82%	77%	82%	80%
1974	73%	97%	79%	78%	81%	78%	77%	76%	85%	79%
1975	59%	91%	67%	66%	63%	66%	70%	63%	70%	67%
1976	49%	77%	57%	56%	63%	56%	48%	54%	63%	57%
1977	54%	79%	58%	63%	61%	63%	49%	58%	65%	60%
1978	58%	81%	60%	70%	63%	70%	58%	61%	69%	64%
1979	63%	78%	68%	70%	74%	70%	63%	66%	74%	69%
1980	58%	73%	62%	67%	66%	67%	58%	60%	72%	64%
1981	55%	77%	62%	68%	70%	68%	58%	60%	72%	65%
1982	59%	75%	66%	66%	65%	66%	62%	69%	71%	66%
1983	54%	75%	62%	65%	65%	65%	58%	66%	73%	63%
1984	56%	73%	65%	62%	67%	62%	58%	62%	69%	64%
1985	56%	75%	68%	61%	68%	61%	51%	69%	62%	65%
1986	56%	75%	65%	64%	69%	64%	57%	63%	63%	65%
1987	55%	79%	66%	67%	73%	67%	53%	66%	59%	66%
1988	57%	73%	65%	62%	67%	62%	62%	64%	57%	64%
1989	56%	72%	63%	64%	65%	64%	61%	69%	58%	64%
1990	53%	71%	62%	62%	63%	62%	59%	60%	64%	62%
1991	53%	74%	66%	62%	71%	62%	60%	63%	62%	64%
1992	55%	77%	70%	62%	69%	62%	67%	65%	63%	67%
1993	57%	76%	67%	64%	59%	64%	74%	65%	66%	66%
1994	58%	73%	67%	64%	58%	64%	59%	68%	73%	65%
1995	56%	79%	69%	67%	66%	67%	53%	71%	73%	68%
1996	56%	74%	67%	63%	70%	63%	59%	61%	70%	65%
1997	54%	70%	67%	58%	59%	58%	60%	70%	61%	63%
1998	58%	73%	67%	66%	66%	66%	66%	65%	70%	67%
1999	58%	77%	80%	55%	68%	55%	73%	70%	69%	70%
2000	61%	75%	79%	54%	69%	54%	71%	73%	68%	69%
2001	56%	69%	72%	51%	64%	51%	63%	65%	68%	64%
2002	60%	73%	75%	55%	65%	55%	68%	71%	72%	68%
2003	60%	76%	79%	55%	61%	55%	70%	72%	76%	69%
2004	62%	74%	80%	55%	66%	55%	70%	75%	73%	69%
2005	59%	75%	79%	53%	64%	53%	62%	73%	74%	68%
2006	62%	76%	81%	55%	69%	55%	65%	74%	74%	71%
2007	62%	76%	80%	55%	68%	55%	70%	76%	72%	70%
2008	64%	77%	81%	56%	71%	56%	66%	76%	75%	72%
2009	65%	78%	83%	57%	71%	57%	70%	75%	77%	73%
2010										
2011										
2012										

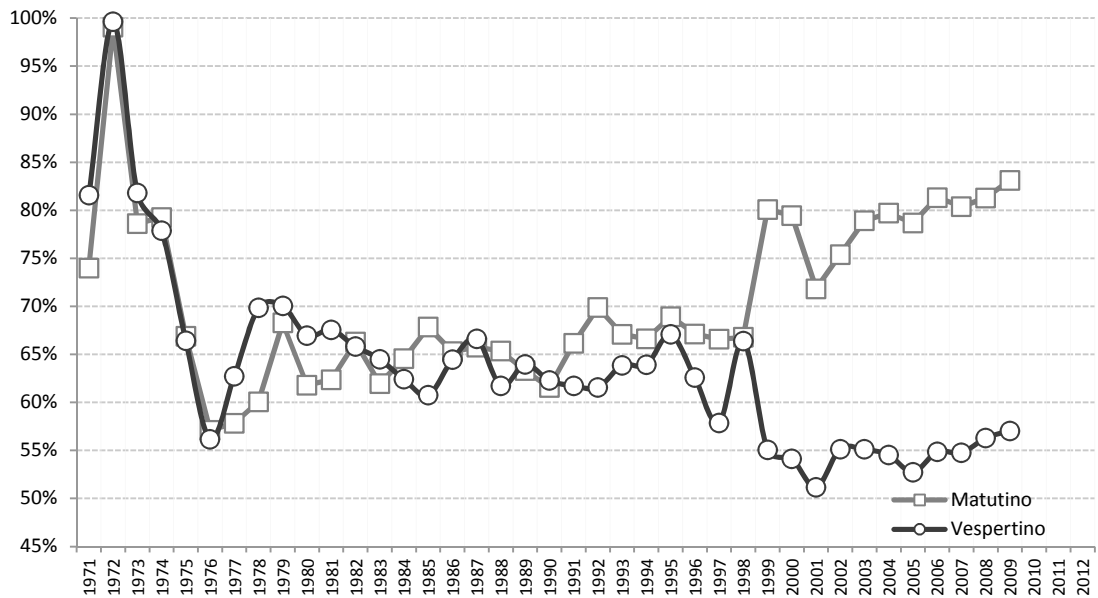
1607 Química IV

Acreditación por género



1607 Química IV

Acreditación por turno



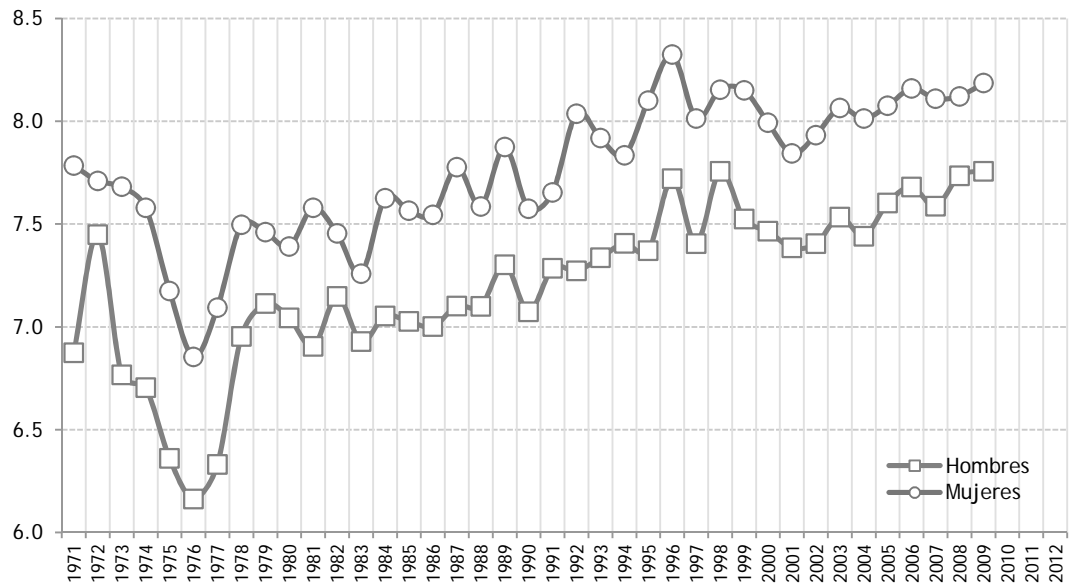
Química IV

Promedio de Calificaciones

Generación	Género		Turno		Plantel					CCH
	Hombres	Mujeres	Matutino	Vespertino	Azcapotzalco	Naucalpan	Vallejo	Oriente	Sur	
1971	6.9	7.8	7.0	7.2	7.2	7.2	7.2			7.1
1972	7.4	7.7	7.6	7.4	7.8	7.4	7.4	7.1	7.8	7.5
1973	6.8	7.7	6.9	7.2	7.0	7.2	7.1	6.7	7.1	7.0
1974	6.7	7.6	7.0	6.9	7.2	6.9	6.5	6.9	7.2	6.9
1975	6.4	7.2	6.6	6.5	6.8	6.5	6.4	6.3	6.7	6.6
1976	6.2	6.9	6.4	6.3	6.7	6.3	6.1	6.0	6.4	6.3
1977	6.3	7.1	6.4	6.7	6.6	6.7	6.1	6.4	6.6	6.5
1978	7.0	7.5	6.9	7.4	7.4	7.4	7.0	6.6	7.1	7.1
1979	7.1	7.5	7.3	7.2	7.9	7.2	7.1	6.9	7.0	7.3
1980	7.0	7.4	7.1	7.3	7.4	7.3	7.1	7.0	7.1	7.2
1981	6.9	7.6	7.1	7.5	7.5	7.5	7.1	6.8	7.4	7.2
1982	7.1	7.5	7.4	7.1	7.4	7.1	7.1	6.9	7.5	7.3
1983	6.9	7.3	7.1	7.0	6.9	7.0	7.0	6.8	7.8	7.1
1984	7.1	7.6	7.5	7.1	7.5	7.1	7.2	7.1	7.5	7.3
1985	7.0	7.6	7.3	7.3	7.6	7.3	6.6	7.3	7.5	7.3
1986	7.0	7.5	7.4	7.2	7.4	7.2	6.6	7.3	7.2	7.3
1987	7.1	7.8	7.4	7.5	7.7	7.5	6.7	7.3	7.2	7.4
1988	7.1	7.6	7.4	7.3	7.5	7.3	7.2	7.0	7.2	7.3
1989	7.3	7.9	7.6	7.5	7.9	7.5	7.3	7.3	7.5	7.6
1990	7.1	7.6	7.3	7.5	7.3	7.5	7.4	7.1	7.3	7.3
1991	7.3	7.7	7.5	7.5	7.7	7.5	7.4	7.4	7.3	7.5
1992	7.3	8.0	7.9	7.4	8.0	7.4	7.3	7.4	7.8	7.7
1993	7.3	7.9	7.8	7.4	7.3	7.4	7.8	7.9	7.8	7.6
1994	7.4	7.8	7.7	7.5	7.1	7.5	7.4	7.2	8.0	7.6
1995	7.4	8.1	7.8	7.7	7.5	7.7	7.4	7.7	8.2	7.8
1996	7.7	8.3	8.0	8.1	8.2	8.1	7.6	8.3	8.1	8.1
1997	7.4	8.0	7.9	7.6	7.4	7.6	7.5	8.2	7.7	7.8
1998	7.8	8.2	8.0	8.0	8.0	8.0	7.6	8.1	8.3	8.0
1999	7.5	8.2	8.2	7.4	7.9	7.4	7.9	8.0	8.1	7.9
2000	7.5	8.0	8.1	7.2	7.7	7.2	7.7	8.1	7.9	7.8
2001	7.4	7.8	7.9	7.3	7.6	7.3	7.5	7.9	7.9	7.7
2002	7.4	7.9	8.0	7.2	7.5	7.2	7.7	8.2	7.9	7.7
2003	7.5	8.1	8.1	7.4	7.5	7.4	7.9	8.2	8.1	7.9
2004	7.4	8.0	8.1	7.2	7.6	7.2	7.8	8.1	8.0	7.8
2005	7.6	8.1	8.2	7.3	7.7	7.3	7.7	8.4	8.0	7.9
2006	7.7	8.2	8.3	7.4	7.9	7.4	7.8	8.3	8.1	8.0
2007	7.6	8.1	8.2	7.3	7.8	7.3	7.9	8.4	7.9	7.9
2008	7.7	8.1	8.2	7.5	7.7	7.5	7.9	8.5	8.1	8.0
2009	7.8	8.2	8.3	7.5	7.8	7.5	7.9	8.4	8.3	8.0
2010										
2011										
2012										

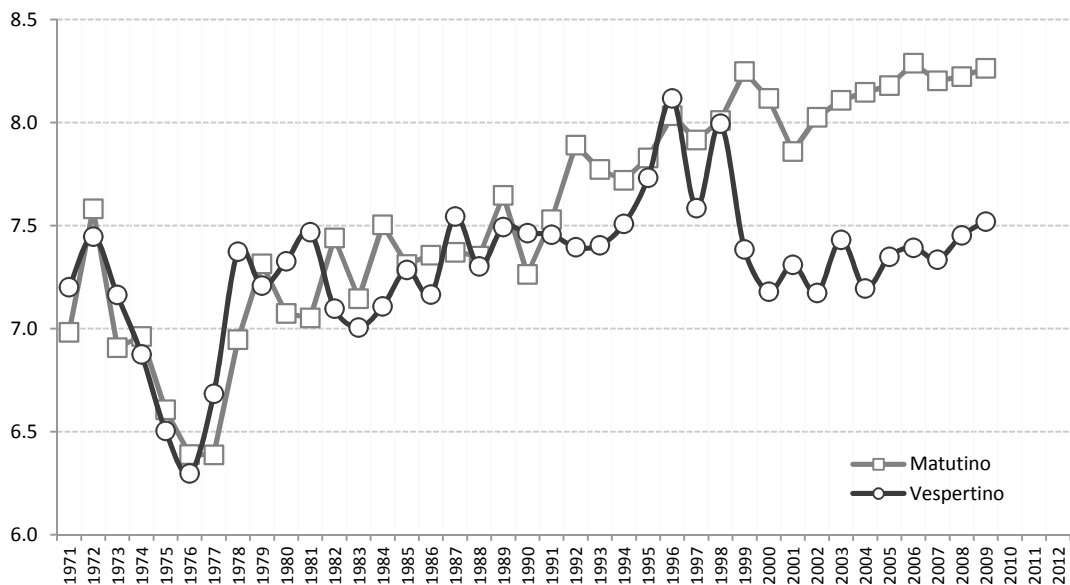
1607 Química IV

Calificación promedio por género



1607 Química IV

Calificación promedio por turno





Universidad Nacional Autónoma de México
Colegio de Ciencias y Humanidades

Física I

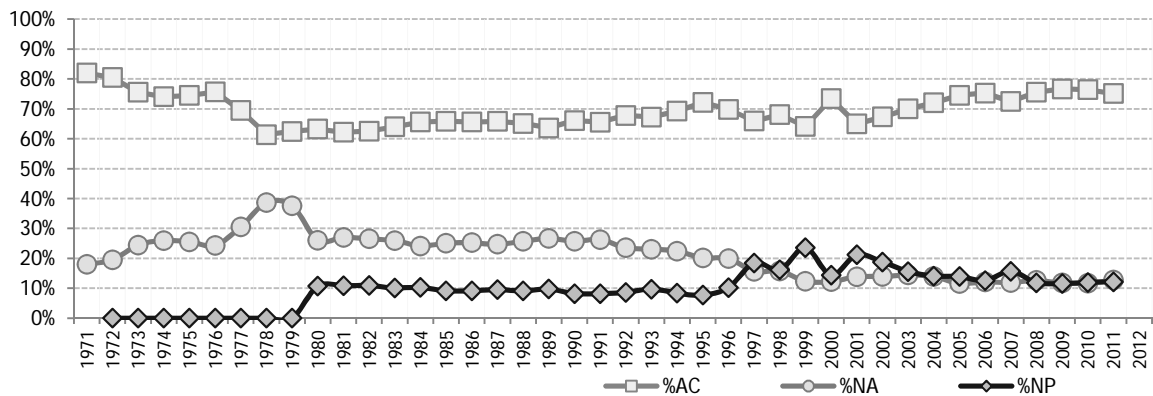
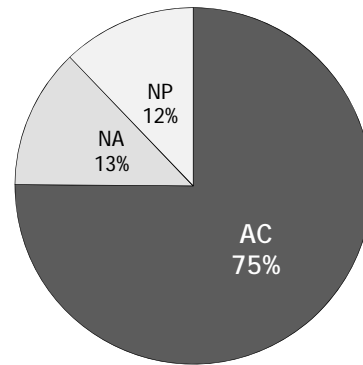
CIENCIAS EXPERIMENTALES

		Asignatura incluida	Plan	Semestre	Creditos	Horas
1302	Física I		1997	3	10	5
3002	Física I		1971	1	10	5

Total CCH

Generación	%AC	%NA	%NP
1971	82%	18%	0%
1972	81%	19%	0%
1973	76%	24%	0%
1974	74%	26%	0%
1975	74%	26%	0%
1976	76%	24%	0%
1977	69%	31%	0%
1978	61%	39%	0%
1979	62%	38%	0%
1980	63%	26%	11%
1981	62%	27%	11%
1982	63%	27%	11%
1983	64%	26%	10%
1984	66%	24%	10%
1985	66%	25%	9%
1986	66%	25%	9%
1987	66%	25%	10%
1988	65%	26%	9%
1989	64%	27%	10%
1990	66%	26%	8%
1991	66%	26%	8%
1992	68%	24%	9%
1993	67%	23%	10%
1994	69%	22%	8%
1995	72%	20%	8%
1996	70%	20%	10%
1997	66%	16%	18%
1998	68%	16%	16%
1999	64%	12%	24%
2000	73%	12%	14%
2001	65%	14%	21%
2002	67%	14%	19%
2003	70%	14%	16%
2004	72%	14%	14%
2005	75%	12%	14%
2006	75%	12%	13%
2007	72%	12%	16%
2008	76%	13%	12%
2009	77%	12%	12%
2010	76%	12%	12%
2011	75%	13%	12%
2012			

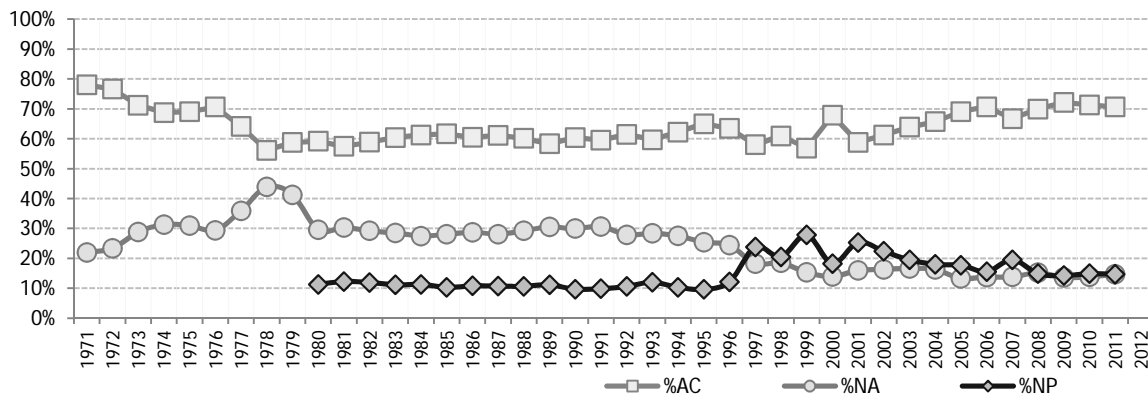
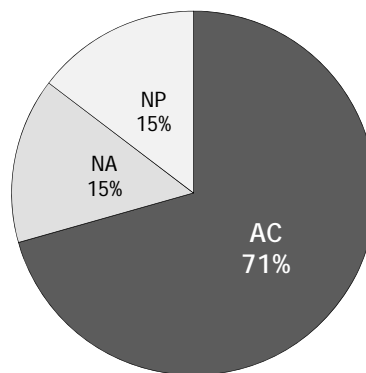
2011



Hombres

Generación	%AC	%NA	%NP
1971	78%	22%	
1972	77%	23%	
1973	71%	29%	
1974	69%	31%	
1975	69%	31%	
1976	71%	29%	
1977	64%	36%	
1978	56%	44%	
1979	59%	41%	
1980	59%	30%	11%
1981	57%	30%	12%
1982	59%	29%	12%
1983	60%	28%	11%
1984	61%	27%	11%
1985	62%	28%	10%
1986	60%	29%	11%
1987	61%	28%	11%
1988	60%	29%	11%
1989	58%	31%	11%
1990	60%	30%	10%
1991	60%	31%	10%
1992	61%	28%	11%
1993	60%	28%	12%
1994	62%	27%	10%
1995	65%	25%	10%
1996	63%	24%	12%
1997	58%	18%	24%
1998	61%	19%	21%
1999	57%	15%	28%
2000	68%	14%	18%
2001	59%	16%	25%
2002	61%	16%	22%
2003	64%	17%	19%
2004	66%	16%	18%
2005	69%	13%	18%
2006	71%	14%	16%
2007	67%	14%	20%
2008	70%	15%	15%
2009	72%	14%	14%
2010	71%	14%	15%
2011	71%	15%	15%
2012			

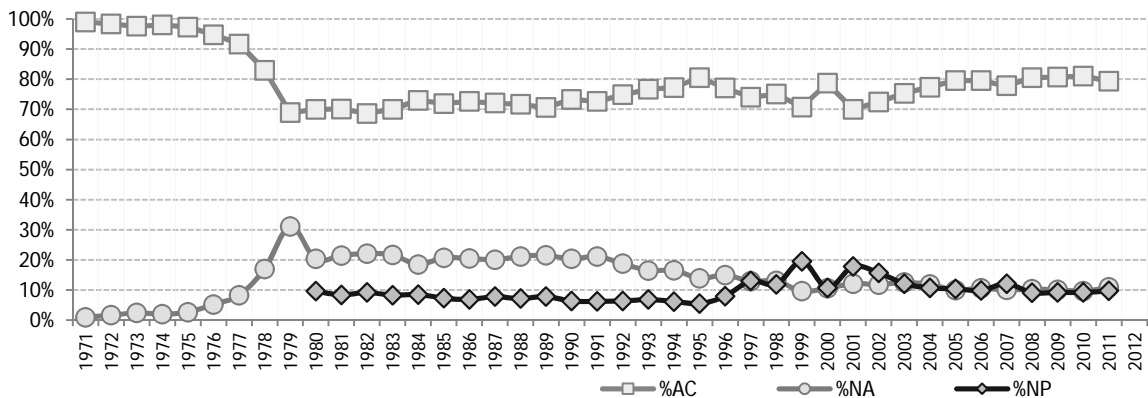
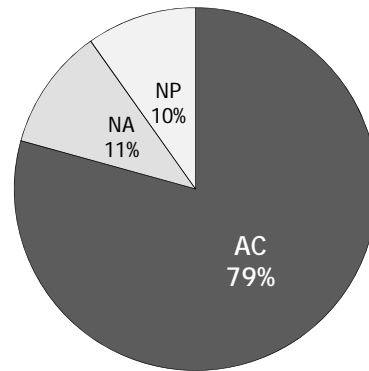
2011



Mujeres

Generación	%AC	%NA	%NP
1971	99%	1%	
1972	98%	2%	
1973	98%	2%	
1974	98%	2%	
1975	97%	3%	
1976	95%	5%	
1977	92%	8%	
1978	83%	17%	
1979	69%	31%	
1980	70%	20%	10%
1981	70%	21%	8%
1982	69%	22%	9%
1983	70%	22%	8%
1984	73%	19%	9%
1985	72%	21%	7%
1986	73%	20%	7%
1987	72%	20%	8%
1988	72%	21%	7%
1989	71%	22%	8%
1990	73%	20%	6%
1991	73%	21%	6%
1992	75%	19%	6%
1993	77%	17%	7%
1994	77%	17%	6%
1995	81%	14%	5%
1996	77%	15%	8%
1997	74%	13%	13%
1998	75%	13%	12%
1999	71%	10%	20%
2000	79%	11%	11%
2001	70%	12%	18%
2002	72%	12%	16%
2003	75%	12%	12%
2004	77%	12%	11%
2005	80%	10%	10%
2006	80%	11%	10%
2007	78%	10%	12%
2008	81%	10%	9%
2009	81%	10%	9%
2010	81%	10%	9%
2011	79%	11%	10%
2012			

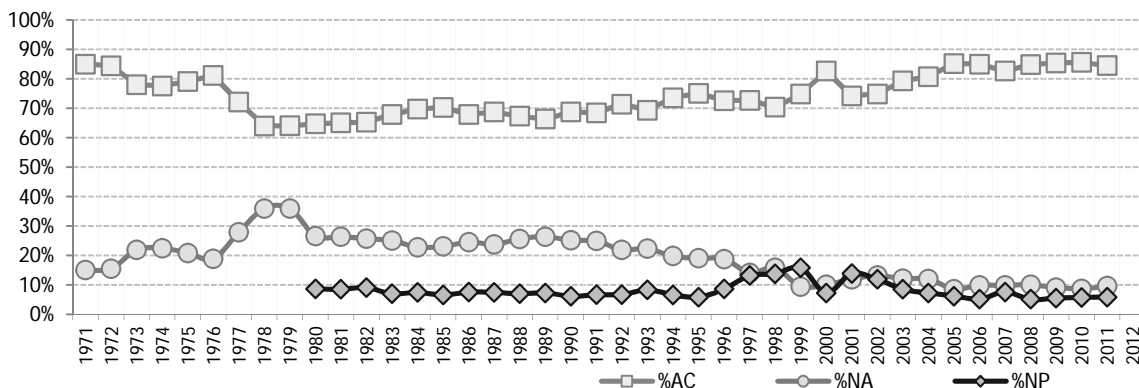
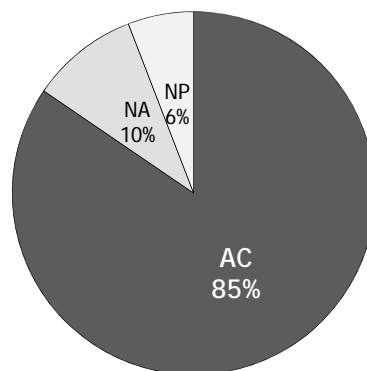
2011



Matutino

Generación	%AC	%NA	%NP
1971	85%	15%	
1972	84%	16%	
1973	78%	22%	
1974	78%	22%	
1975	79%	21%	
1976	81%	19%	
1977	72%	28%	
1978	64%	36%	
1979	64%	36%	
1980	65%	27%	9%
1981	65%	26%	8%
1982	65%	26%	9%
1983	68%	25%	7%
1984	70%	23%	7%
1985	70%	23%	7%
1986	68%	25%	8%
1987	69%	24%	7%
1988	67%	26%	7%
1989	66%	26%	7%
1990	69%	25%	6%
1991	68%	25%	7%
1992	71%	22%	7%
1993	69%	22%	8%
1994	74%	20%	7%
1995	75%	19%	6%
1996	73%	19%	9%
1997	73%	14%	13%
1998	70%	16%	14%
1999	75%	9%	16%
2000	83%	10%	7%
2001	74%	12%	14%
2002	75%	13%	12%
2003	79%	12%	9%
2004	81%	12%	7%
2005	85%	9%	6%
2006	85%	10%	5%
2007	83%	10%	8%
2008	85%	10%	5%
2009	85%	9%	5%
2010	86%	9%	6%
2011	85%	10%	6%
2012			

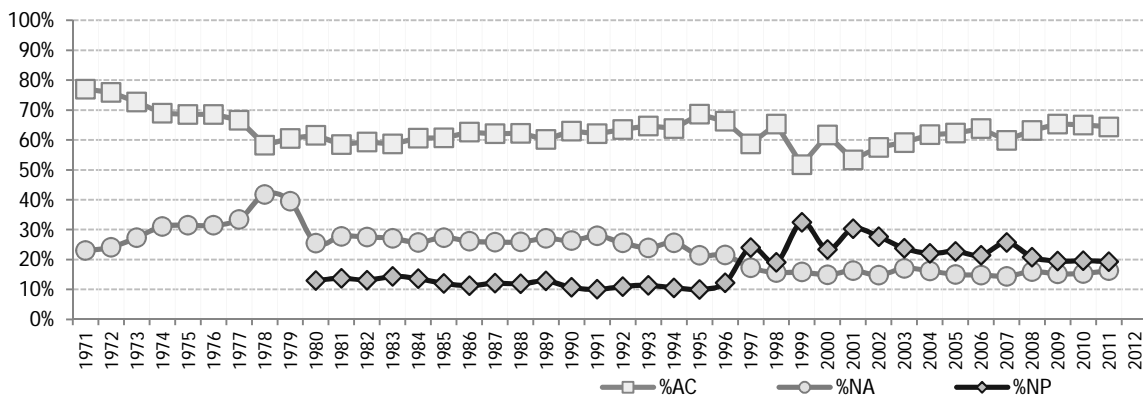
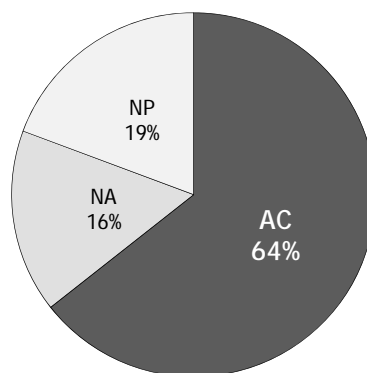
2011



Vespertino

Generación	%AC	%NA	%NP
1971	77%	23%	
1972	76%	24%	
1973	73%	27%	
1974	69%	31%	
1975	69%	31%	
1976	69%	31%	
1977	67%	33%	
1978	58%	42%	
1979	61%	39%	
1980	62%	25%	13%
1981	58%	28%	14%
1982	59%	28%	13%
1983	59%	27%	14%
1984	61%	26%	14%
1985	61%	27%	12%
1986	63%	26%	11%
1987	62%	26%	12%
1988	62%	26%	12%
1989	60%	27%	13%
1990	63%	26%	11%
1991	62%	28%	10%
1992	64%	26%	11%
1993	65%	24%	11%
1994	64%	26%	11%
1995	69%	21%	10%
1996	66%	21%	12%
1997	59%	17%	24%
1998	65%	16%	19%
1999	52%	16%	32%
2000	62%	15%	23%
2001	53%	16%	30%
2002	58%	15%	28%
2003	59%	17%	24%
2004	62%	16%	22%
2005	62%	15%	23%
2006	64%	15%	21%
2007	60%	14%	26%
2008	63%	16%	21%
2009	65%	15%	19%
2010	65%	15%	20%
2011	64%	16%	19%
2012			

2011



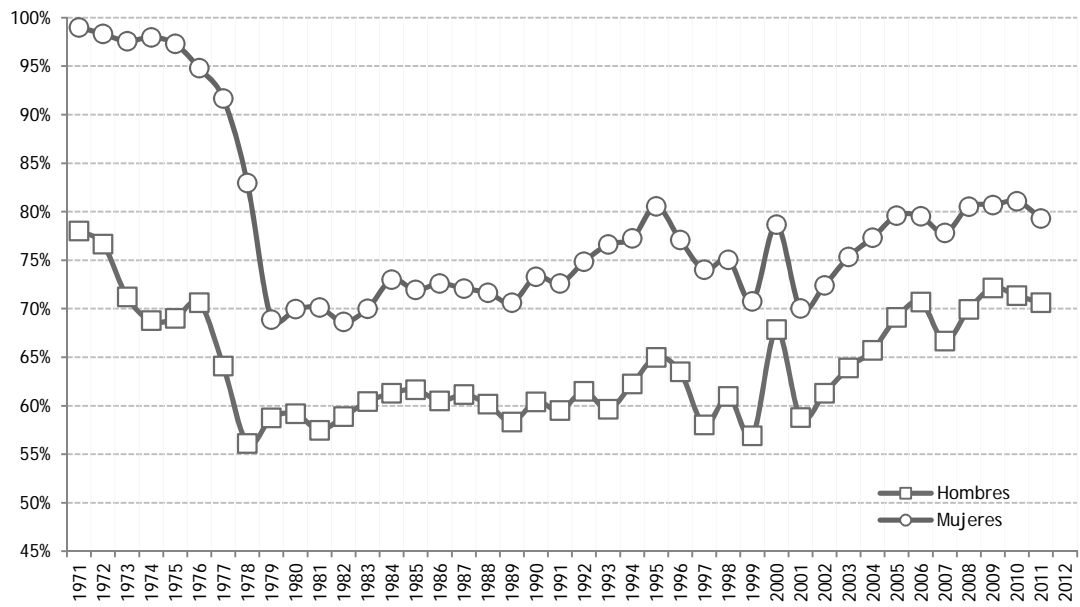
Física I

Acreditación

Generación	Género		Turno		Plantel					CCH
	Hombres	Mujeres	Matutino	Vespertino	Azcapotzalco	Naucalpan	Vallejo	Oriente	Sur	
1971	78%	99%	85%	77%	80%	77%	79%			82%
1972	77%	98%	84%	76%	79%	76%	78%	83%	85%	81%
1973	71%	98%	78%	73%	79%	73%	73%	68%	80%	76%
1974	69%	98%	78%	69%	77%	69%	74%	72%	77%	74%
1975	69%	97%	79%	69%	78%	69%	75%	73%	75%	74%
1976	71%	95%	81%	69%	80%	69%	71%	73%	83%	76%
1977	64%	92%	72%	67%	73%	67%	68%	63%	73%	69%
1978	56%	83%	64%	58%	65%	58%	58%	60%	62%	61%
1979	59%	69%	64%	61%	67%	61%	62%	58%	62%	62%
1980	59%	70%	65%	62%	67%	62%	62%	65%	61%	63%
1981	57%	70%	65%	58%	68%	58%	63%	60%	60%	62%
1982	59%	69%	65%	59%	67%	59%	63%	60%	63%	63%
1983	60%	70%	68%	59%	65%	59%	68%	65%	63%	64%
1984	61%	73%	70%	61%	68%	61%	66%	68%	64%	66%
1985	62%	72%	70%	61%	64%	61%	67%	69%	64%	66%
1986	60%	73%	68%	63%	63%	63%	67%	69%	62%	66%
1987	61%	72%	69%	62%	63%	62%	69%	70%	64%	66%
1988	60%	72%	67%	62%	65%	62%	65%	70%	61%	65%
1989	58%	71%	66%	60%	62%	60%	65%	70%	57%	64%
1990	60%	73%	69%	63%	65%	63%	65%	69%	63%	66%
1991	60%	73%	68%	62%	64%	62%	68%	67%	63%	66%
1992	61%	75%	71%	64%	64%	64%	68%	71%	66%	68%
1993	60%	77%	69%	65%	66%	65%	70%	70%	63%	67%
1994	62%	77%	74%	64%	66%	64%	71%	76%	63%	69%
1995	65%	81%	75%	69%	70%	69%	76%	77%	68%	72%
1996	63%	77%	73%	66%	69%	66%	72%	72%	66%	70%
1997	58%	74%	73%	59%	67%	59%	64%	64%	65%	66%
1998	61%	75%	70%	65%	68%	65%	64%	69%	68%	68%
1999	57%	71%	75%	52%	60%	52%	64%	62%	69%	64%
2000	68%	79%	83%	62%	70%	62%	72%	74%	75%	73%
2001	59%	70%	74%	53%	61%	53%	64%	66%	70%	65%
2002	61%	72%	75%	58%	66%	58%	59%	72%	72%	67%
2003	64%	75%	79%	59%	68%	59%	66%	72%	75%	70%
2004	66%	77%	81%	62%	68%	62%	73%	75%	76%	72%
2005	69%	80%	85%	62%	72%	62%	73%	74%	79%	75%
2006	71%	80%	85%	64%	66%	64%	76%	80%	81%	75%
2007	67%	78%	83%	60%	68%	60%	77%	75%	72%	72%
2008	70%	81%	85%	63%	69%	63%	78%	79%	75%	76%
2009	72%	81%	85%	65%	71%	65%	80%	80%	76%	77%
2010	71%	81%	86%	65%	72%	65%	80%	80%	73%	76%
2011	71%	79%	85%	64%	66%	64%	80%	79%	78%	75%
2012										

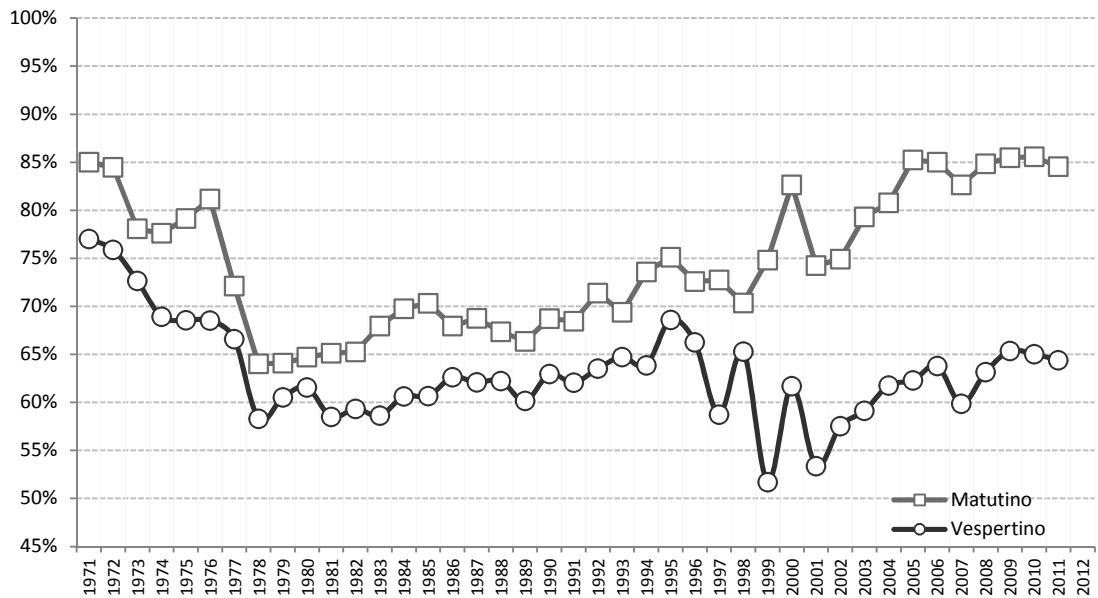
1302 Física I

Acreditación por género



1302 Física I

Acreditación por turno



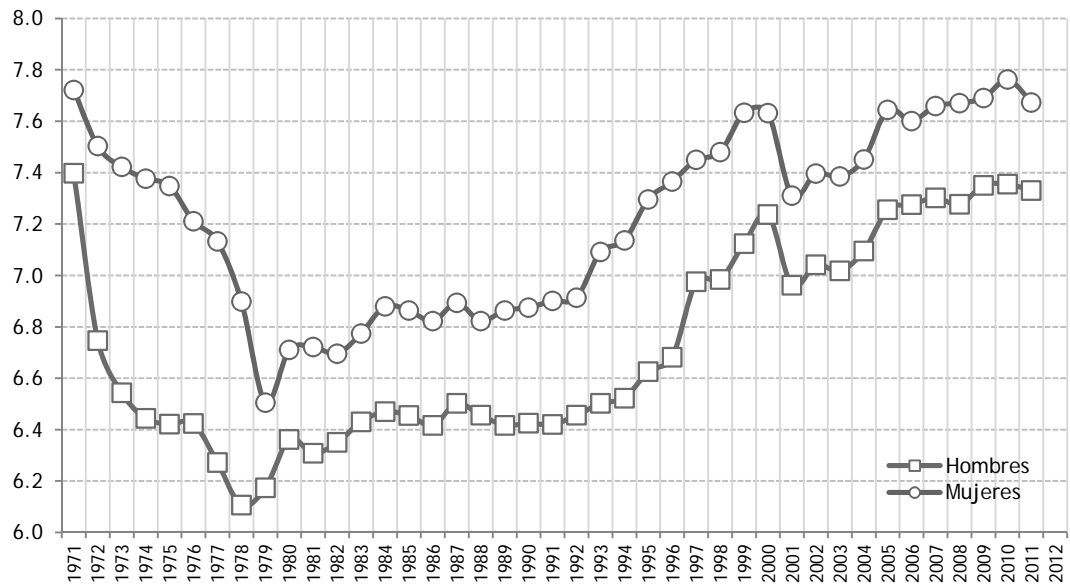
Física I

Promedio de Calificaciones

Generación	Género		Turno		Plantel					CCH
	Hombres	Mujeres	Matutino	Vespertino	Azcapotzalco	Naucalpan	Vallejo	Oriente	Sur	
1971	7.4	7.7	7.5	7.5	7.4	7.5	7.5			7.5
1972	6.7	7.5	6.9	6.8	6.9	6.8	6.7	6.9	7.1	6.9
1973	6.5	7.4	6.7	6.7	6.9	6.7	6.5	6.4	6.8	6.7
1974	6.4	7.4	6.6	6.6	6.7	6.6	6.5	6.5	6.8	6.6
1975	6.4	7.3	6.7	6.5	6.8	6.5	6.5	6.6	6.7	6.6
1976	6.4	7.2	6.7	6.4	6.8	6.4	6.4	6.5	6.8	6.6
1977	6.3	7.1	6.5	6.4	6.6	6.4	6.4	6.3	6.5	6.4
1978	6.1	6.9	6.3	6.2	6.3	6.2	6.3	6.2	6.3	6.3
1979	6.2	6.5	6.3	6.3	6.5	6.3	6.3	6.2	6.2	6.3
1980	6.4	6.7	6.5	6.5	6.7	6.5	6.5	6.5	6.4	6.5
1981	6.3	6.7	6.5	6.4	6.7	6.4	6.5	6.4	6.4	6.5
1982	6.4	6.7	6.5	6.4	6.7	6.4	6.4	6.5	6.5	6.5
1983	6.4	6.8	6.7	6.4	6.7	6.4	6.7	6.5	6.6	6.6
1984	6.5	6.9	6.7	6.5	6.7	6.5	6.7	6.6	6.6	6.6
1985	6.5	6.9	6.7	6.5	6.6	6.5	6.8	6.6	6.6	6.6
1986	6.4	6.8	6.6	6.5	6.5	6.5	6.6	6.6	6.6	6.6
1987	6.5	6.9	6.7	6.6	6.6	6.6	6.8	6.7	6.7	6.7
1988	6.5	6.8	6.6	6.6	6.6	6.6	6.7	6.7	6.6	6.6
1989	6.4	6.9	6.7	6.5	6.5	6.5	6.7	6.7	6.5	6.6
1990	6.4	6.9	6.7	6.6	6.6	6.6	6.6	6.6	6.6	6.6
1991	6.4	6.9	6.7	6.6	6.5	6.6	6.7	6.6	6.7	6.6
1992	6.5	6.9	6.8	6.5	6.6	6.5	6.7	6.7	6.8	6.7
1993	6.5	7.1	6.8	6.7	6.8	6.7	6.9	6.6	6.8	6.8
1994	6.5	7.1	7.0	6.6	6.7	6.6	6.9	6.9	6.7	6.8
1995	6.6	7.3	7.0	6.8	6.8	6.8	7.1	7.0	6.9	6.9
1996	6.7	7.4	7.1	6.9	6.9	6.9	7.1	7.0	7.0	7.0
1997	7.0	7.5	7.3	7.1	7.1	7.1	7.2	7.3	7.3	7.2
1998	7.0	7.5	7.2	7.2	7.1	7.2	7.1	7.3	7.5	7.2
1999	7.1	7.6	7.7	7.0	7.2	7.0	7.2	7.4	7.8	7.4
2000	7.2	7.6	7.7	7.0	7.3	7.0	7.2	7.6	7.7	7.5
2001	7.0	7.3	7.3	6.9	6.8	6.9	7.0	7.2	7.5	7.2
2002	7.0	7.4	7.3	7.1	6.9	7.1	7.0	7.4	7.5	7.2
2003	7.0	7.4	7.4	6.9	6.8	6.9	7.2	7.4	7.5	7.2
2004	7.1	7.5	7.5	7.0	6.9	7.0	7.3	7.6	7.4	7.3
2005	7.3	7.6	7.7	7.1	7.2	7.1	7.4	7.5	7.8	7.5
2006	7.3	7.6	7.7	7.2	7.0	7.2	7.5	7.8	7.6	7.5
2007	7.3	7.7	7.7	7.2	7.3	7.2	7.6	7.7	7.4	7.5
2008	7.3	7.7	7.7	7.1	7.2	7.1	7.5	7.8	7.5	7.5
2009	7.4	7.7	7.8	7.1	7.2	7.1	7.7	8.0	7.5	7.5
2010	7.4	7.8	7.8	7.2	7.2	7.2	7.8	8.0	7.4	7.6
2011	7.3	7.7	7.8	7.2	7.1	7.2	7.8	7.9	7.5	7.5
2012										

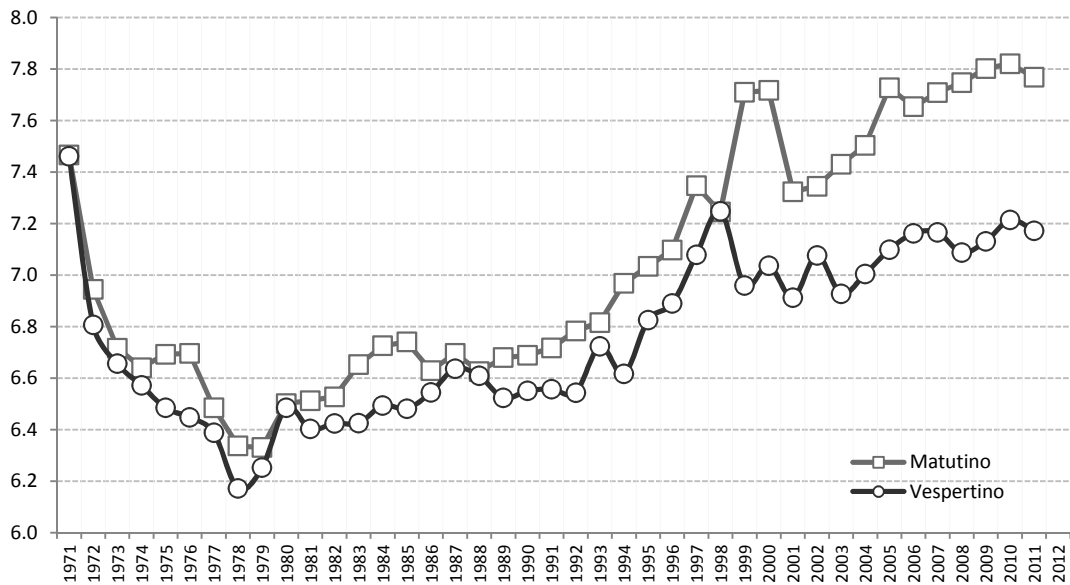
1302 Física I

Calificación promedio por género



1302 Física I

Calificación promedio por turno





Universidad Nacional Autónoma de México
Colegio de Ciencias y Humanidades

Física II

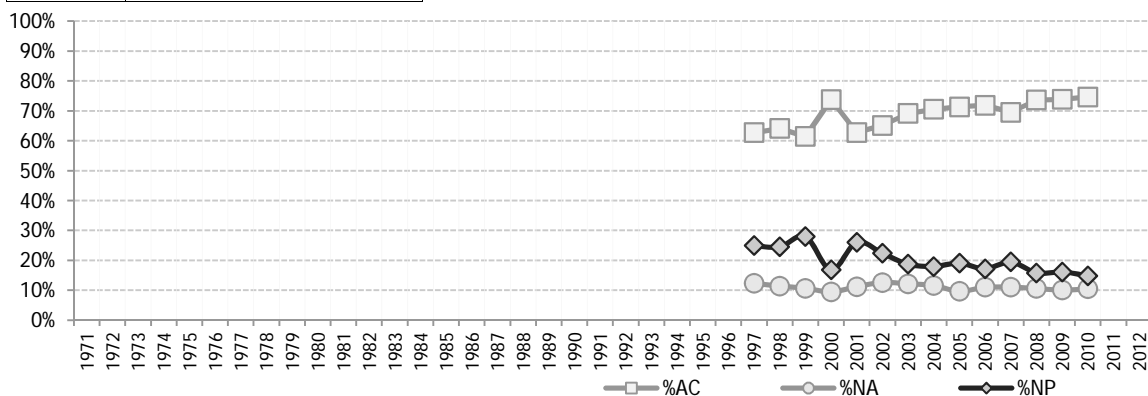
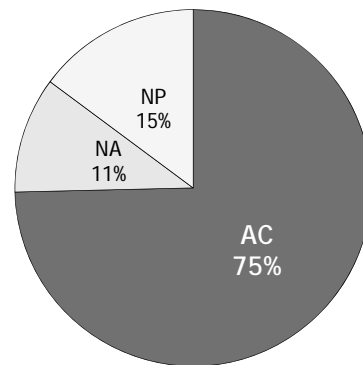
CIENCIAS EXPERIMENTALES

	Asignatura incluida	Plan	Semestre	Creditos	Horas
1402	Física II	1997	4	10	5

Total CCH

Generación	%AC	%NA	%NP
1971			
1972			
1973			
1974			
1975			
1976			
1977			
1978			
1979			
1980			
1981			
1982			
1983			
1984			
1985			
1986			
1987			
1988			
1989			
1990			
1991			
1992			
1993			
1994			
1995			
1996			
1997	63%	12%	25%
1998	64%	11%	25%
1999	61%	11%	28%
2000	74%	9%	17%
2001	63%	11%	26%
2002	65%	13%	22%
2003	69%	12%	19%
2004	71%	12%	18%
2005	71%	10%	19%
2006	72%	11%	17%
2007	70%	11%	19%
2008	74%	11%	16%
2009	74%	10%	16%
2010	75%	11%	15%
2011			
2012			

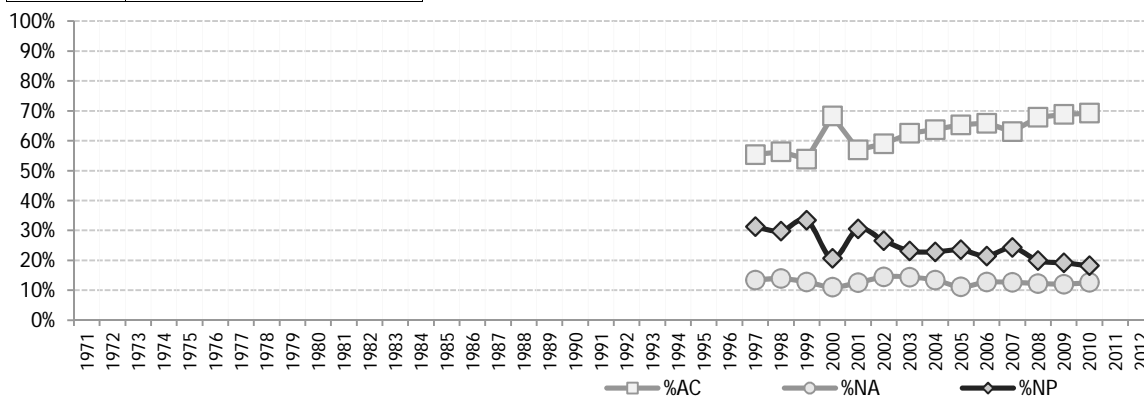
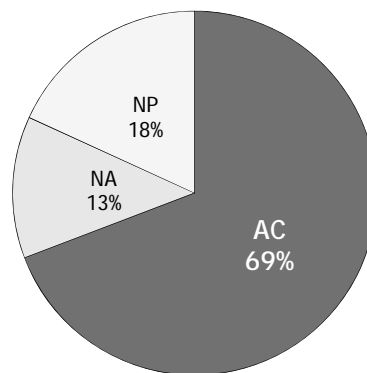
2010



Hombres

Generación	%AC	%NA	%NP
1971			
1972			
1973			
1974			
1975			
1976			
1977			
1978			
1979			
1980			
1981			
1982			
1983			
1984			
1985			
1986			
1987			
1988			
1989			
1990			
1991			
1992			
1993			
1994			
1995			
1996			
1997	55%	13%	31%
1998	56%	14%	30%
1999	54%	13%	33%
2000	68%	11%	21%
2001	57%	13%	30%
2002	59%	14%	27%
2003	62%	14%	23%
2004	64%	13%	23%
2005	65%	11%	24%
2006	66%	13%	21%
2007	63%	13%	24%
2008	68%	12%	20%
2009	69%	12%	19%
2010	69%	13%	18%
2011			
2012			

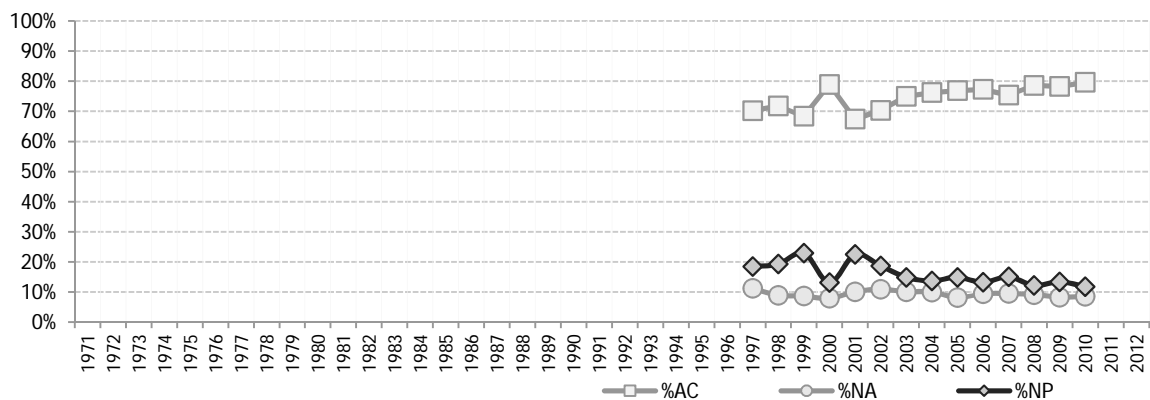
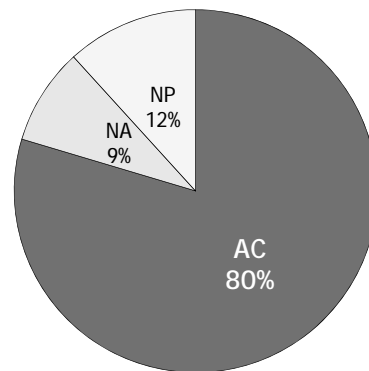
2010



Mujeres

Generación	%AC	%NA	%NP
1971			
1972			
1973			
1974			
1975			
1976			
1977			
1978			
1979			
1980			
1981			
1982			
1983			
1984			
1985			
1986			
1987			
1988			
1989			
1990			
1991			
1992			
1993			
1994			
1995			
1996			
1997	70%	11%	19%
1998	72%	9%	19%
1999	68%	9%	23%
2000	79%	8%	13%
2001	67%	10%	22%
2002	70%	11%	19%
2003	75%	10%	15%
2004	76%	10%	14%
2005	77%	8%	15%
2006	77%	9%	13%
2007	75%	10%	15%
2008	79%	9%	12%
2009	78%	8%	13%
2010	80%	9%	12%
2011			
2012			

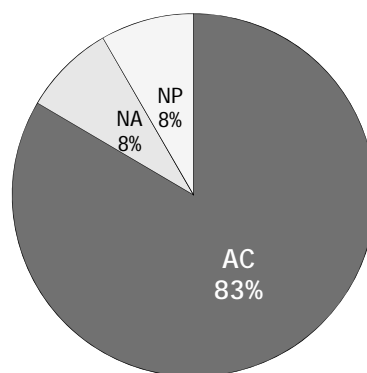
2010



Matutino

Generación	%AC	%NA	%NP
1971			
1972			
1973			
1974			
1975			
1976			
1977			
1978			
1979			
1980			
1981			
1982			
1983			
1984			
1985			
1986			
1987			
1988			
1989			
1990			
1991			
1992			
1993			
1994			
1995			
1996			
1997	70%	12%	18%
1998	66%	12%	22%
1999	73%	7%	20%
2000	82%	8%	9%
2001	71%	10%	18%
2002	73%	12%	15%
2003	80%	9%	11%
2004	81%	9%	10%
2005	83%	8%	9%
2006	83%	9%	8%
2007	81%	9%	10%
2008	83%	9%	8%
2009	84%	7%	9%
2010	83%	8%	8%
2011			
2012			

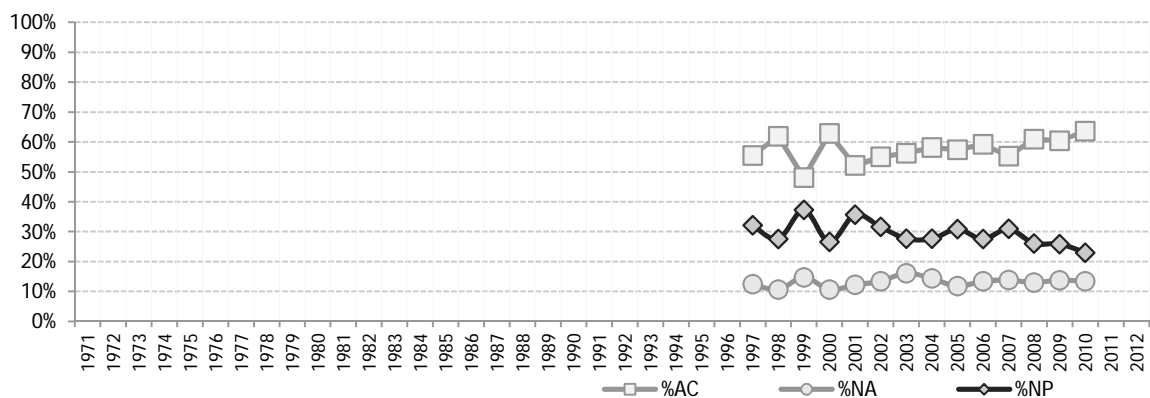
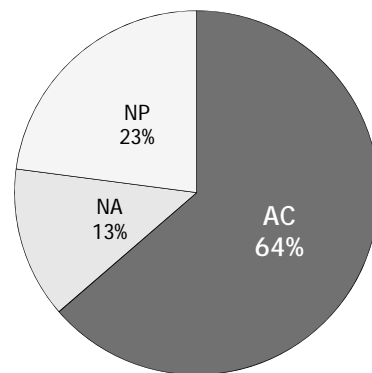
2010



Vespertino

Generación	%AC	%NA	%NP
1971			
1972			
1973			
1974			
1975			
1976			
1977			
1978			
1979			
1980			
1981			
1982			
1983			
1984			
1985			
1986			
1987			
1988			
1989			
1990			
1991			
1992			
1993			
1994			
1995			
1996			
1997	55%	12%	32%
1998	62%	11%	27%
1999	48%	15%	37%
2000	63%	11%	27%
2001	52%	12%	36%
2002	55%	13%	32%
2003	56%	16%	28%
2004	58%	14%	28%
2005	57%	12%	31%
2006	59%	13%	27%
2007	55%	14%	31%
2008	61%	13%	26%
2009	60%	14%	26%
2010	64%	13%	23%
2011			
2012			

2010



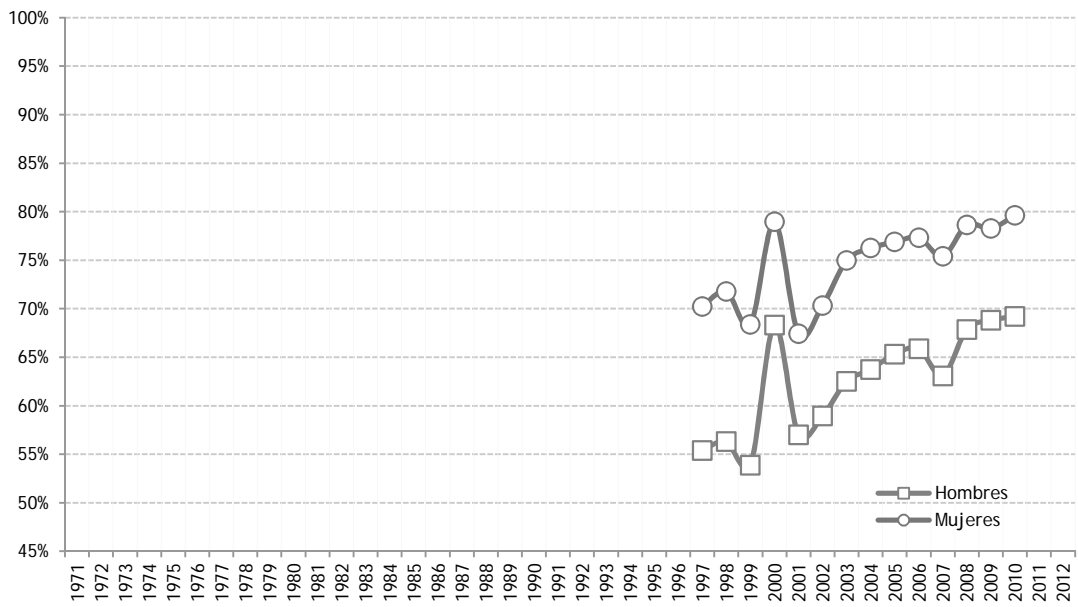
Física II

Acreditación

Generación	Género		Turno		Plantel					CCH
	Hombres	Mujeres	Matutino	Vespertino	Azcapotzalco	Naucalpan	Vallejo	Oriente	Sur	
1971										
1972										
1973										
1974										
1975										
1976										
1977										
1978										
1979										
1980										
1981										
1982										
1983										
1984										
1985										
1986										
1987										
1988										
1989										
1990										
1991										
1992										
1993										
1994										
1995										
1996										
1997	55%	70%	70%	55%	62%	55%	57%	64%	758%	63%
1998	56%	72%	66%	62%	61%	62%	60%	70%	772%	64%
1999	54%	68%	73%	48%	59%	48%	60%	58%	784%	61%
2000	68%	79%	82%	63%	69%	63%	74%	73%	794%	74%
2001	57%	67%	71%	52%	57%	52%	60%	66%	772%	63%
2002	59%	70%	73%	55%	62%	55%	58%	71%	769%	65%
2003	62%	75%	80%	56%	68%	56%	66%	72%	768%	69%
2004	64%	76%	81%	58%	68%	58%	68%	74%	777%	71%
2005	65%	77%	83%	57%	67%	57%	69%	71%	775%	71%
2006	66%	77%	83%	59%	65%	59%	71%	76%	773%	72%
2007	63%	75%	81%	55%	66%	55%	73%	72%	760%	70%
2008	68%	79%	83%	61%	69%	61%	74%	77%	768%	74%
2009	69%	78%	84%	60%	66%	60%	77%	79%	774%	74%
2010	69%	80%	83%	64%	68%	64%	78%	79%	773%	75%
2011										
2012										

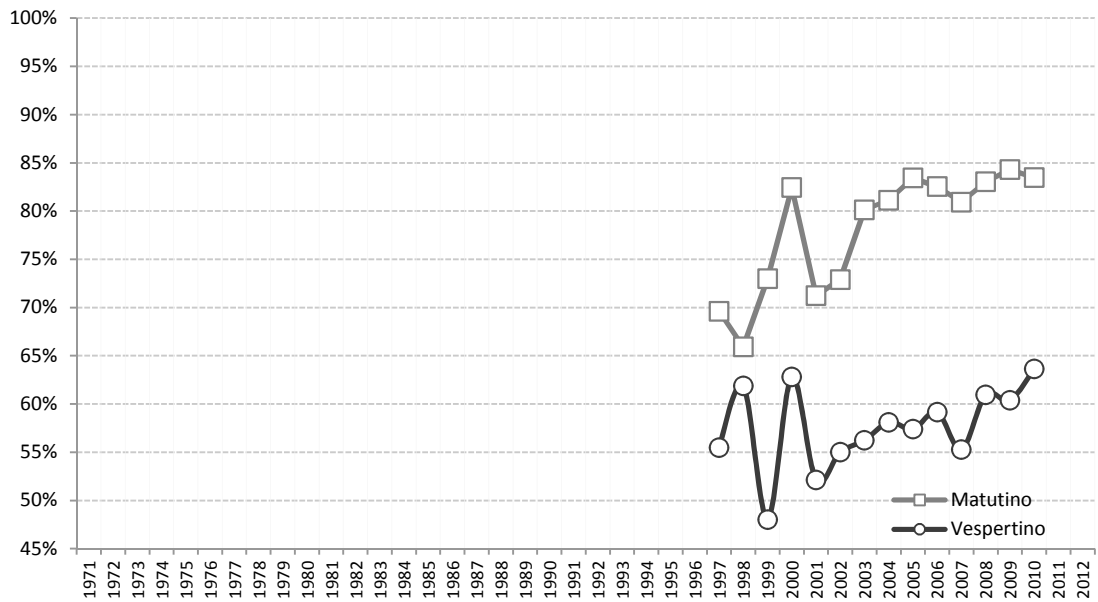
1402 Física II

Acreditación por género



1402 Física II

Acreditación por turno



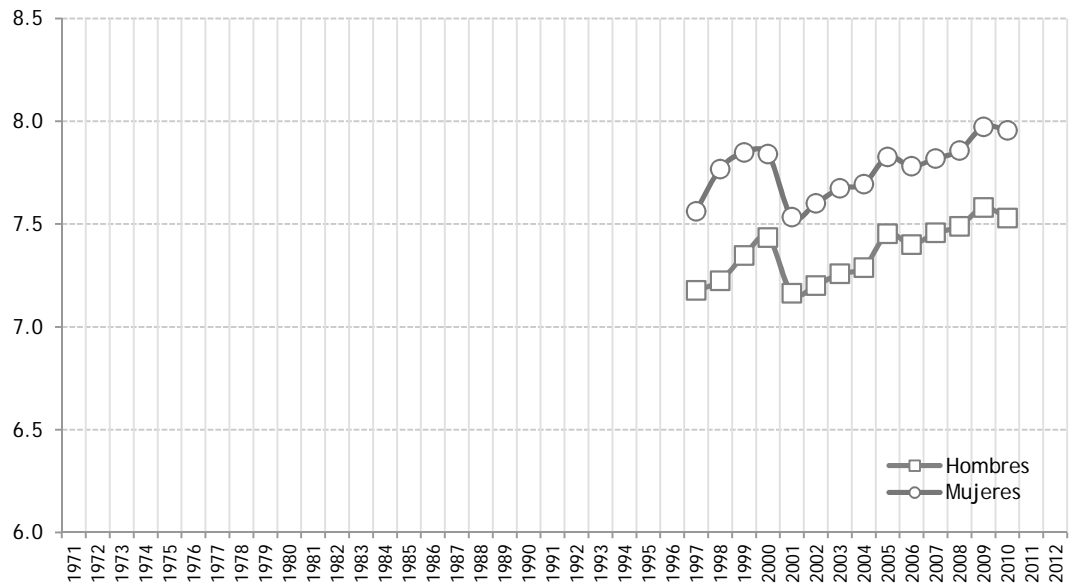
Física II

Promedio de Calificaciones

Generación	Género		Turno		Plantel					CCH
	Hombres	Mujeres	Matutino	Vespertino	Azacapotzalco	Naucalpan	Vallejo	Oriente	Sur	
1971										
1972										
1973										
1974										
1975										
1976										
1977										
1978										
1979										
1980										
1981										
1982										
1983										
1984										
1985										
1986										
1987										
1988										
1989										
1990										
1991										
1992										
1993										
1994										
1995										
1996										
1997	7.2	7.6	7.4	7.3	7.2	7.3	7.2	7.6	0.0	7.4
1998	7.2	7.8	7.5	7.5	7.3	7.5	7.2	7.9	0.0	7.5
1999	7.3	7.8	8.0	7.0	7.6	7.0	7.5	7.5	0.0	7.6
2000	7.4	7.8	7.9	7.3	7.4	7.3	7.5	7.7	0.0	7.7
2001	7.2	7.5	7.5	7.1	7.0	7.1	7.2	7.4	0.0	7.4
2002	7.2	7.6	7.6	7.2	7.0	7.2	7.3	7.6	0.0	7.4
2003	7.3	7.7	7.8	7.1	7.1	7.1	7.4	7.8	0.0	7.5
2004	7.3	7.7	7.8	7.2	7.2	7.2	7.4	7.7	0.0	7.5
2005	7.5	7.8	7.9	7.3	7.4	7.3	7.7	7.8	0.0	7.7
2006	7.4	7.8	7.8	7.3	7.1	7.3	7.7	7.9	0.0	7.6
2007	7.5	7.8	7.9	7.3	7.4	7.3	7.7	8.1	0.0	7.7
2008	7.5	7.9	7.9	7.3	7.4	7.3	7.7	8.1	0.0	7.7
2009	7.6	8.0	8.1	7.4	7.3	7.4	7.9	8.3	0.0	7.8
2010	7.5	8.0	8.0	7.4	7.4	7.4	7.8	8.2	0.0	7.8
2011										
2012										

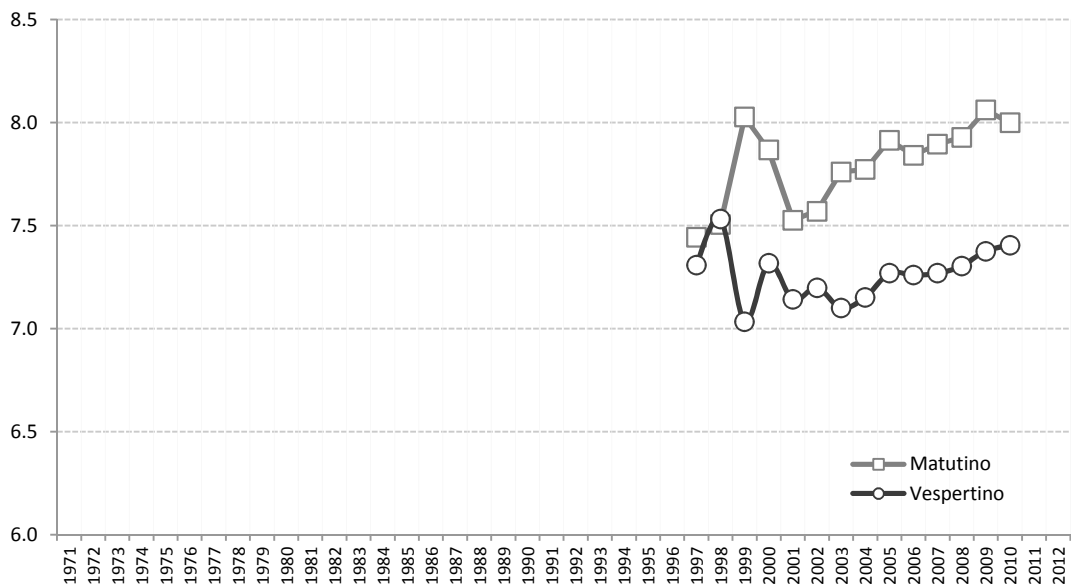
1402 Física II

Calificación promedio por género



1402 Física II

Calificación promedio por turno





Universidad Nacional Autónoma de México
Colegio de Ciencias y Humanidades

Física III

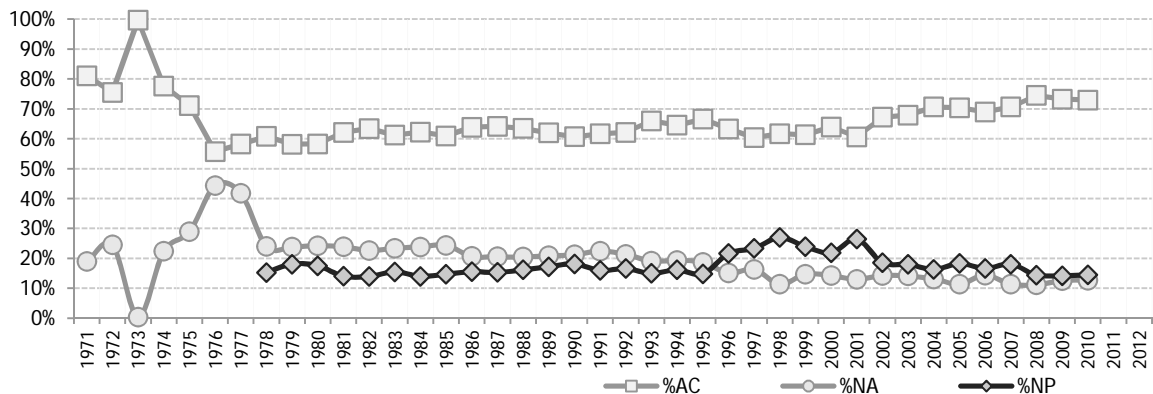
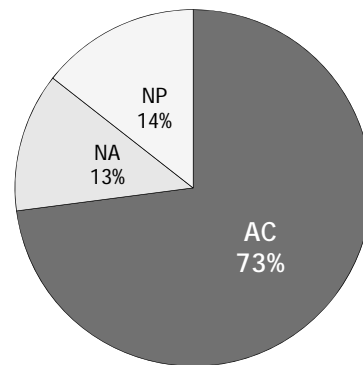
CIENCIAS EXPERIMENTALES

		Asignatura incluida	Plan	Semestre	Creditos	Horas
1506	Física III		1997	5	8	4
3032	Física II		1971	5	10	5

Total CCH

Generación	%AC	%NA	%NP
1971	81%	19%	
1972	75%	25%	
1973	100%	0%	
1974	78%	22%	
1975	71%	29%	
1976	56%	44%	
1977	58%	42%	
1978	61%	24%	15%
1979	58%	24%	18%
1980	58%	24%	18%
1981	62%	24%	14%
1982	63%	23%	14%
1983	61%	23%	15%
1984	62%	24%	14%
1985	61%	24%	15%
1986	64%	21%	16%
1987	64%	21%	15%
1988	63%	20%	16%
1989	62%	21%	17%
1990	61%	21%	18%
1991	62%	22%	16%
1992	62%	21%	17%
1993	66%	19%	15%
1994	65%	19%	16%
1995	67%	19%	15%
1996	63%	15%	22%
1997	60%	16%	23%
1998	62%	11%	27%
1999	61%	15%	24%
2000	64%	14%	22%
2001	61%	13%	26%
2002	67%	14%	19%
2003	68%	14%	18%
2004	71%	13%	16%
2005	70%	11%	18%
2006	69%	14%	17%
2007	71%	11%	18%
2008	74%	11%	14%
2009	73%	13%	14%
2010	73%	13%	14%
2011			
2012			

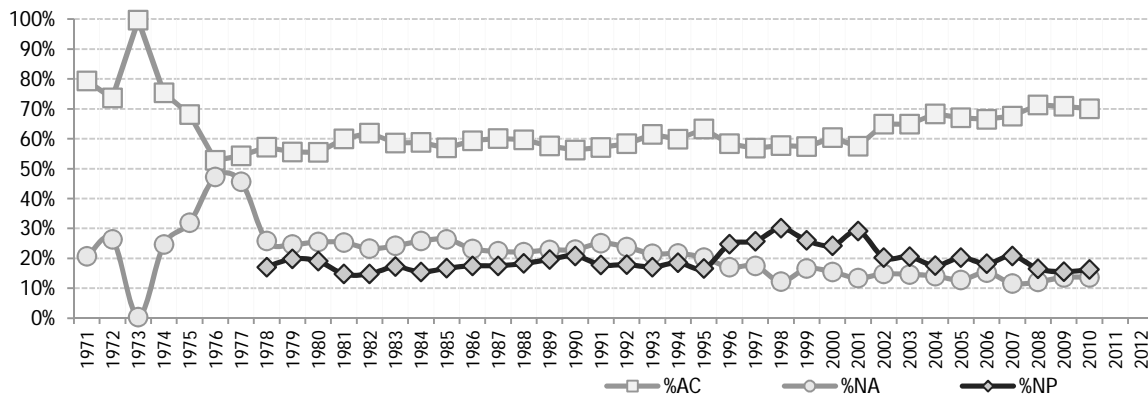
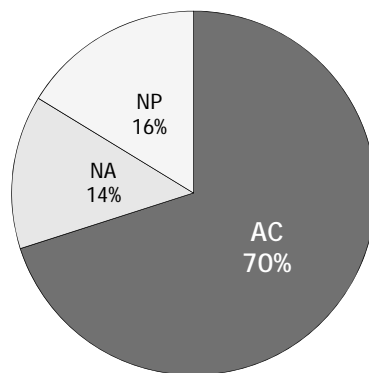
2010



Hombres

Generación	%AC	%NA	%NP
1971	79%	21%	
1972	74%	26%	
1973	100%	0%	
1974	75%	25%	
1975	68%	32%	
1976	53%	47%	
1977	54%	46%	
1978	57%	26%	17%
1979	56%	25%	20%
1980	55%	26%	19%
1981	60%	25%	15%
1982	62%	23%	15%
1983	59%	24%	17%
1984	59%	26%	15%
1985	57%	26%	17%
1986	59%	23%	18%
1987	60%	22%	18%
1988	60%	22%	18%
1989	58%	23%	20%
1990	56%	23%	21%
1991	57%	25%	18%
1992	58%	24%	18%
1993	61%	21%	17%
1994	60%	22%	19%
1995	63%	20%	17%
1996	58%	17%	25%
1997	57%	17%	26%
1998	58%	12%	30%
1999	57%	17%	26%
2000	60%	15%	24%
2001	57%	13%	29%
2002	65%	15%	20%
2003	65%	15%	21%
2004	68%	14%	18%
2005	67%	13%	20%
2006	67%	15%	18%
2007	68%	12%	21%
2008	71%	12%	17%
2009	71%	14%	16%
2010	70%	14%	16%
2011			
2012			

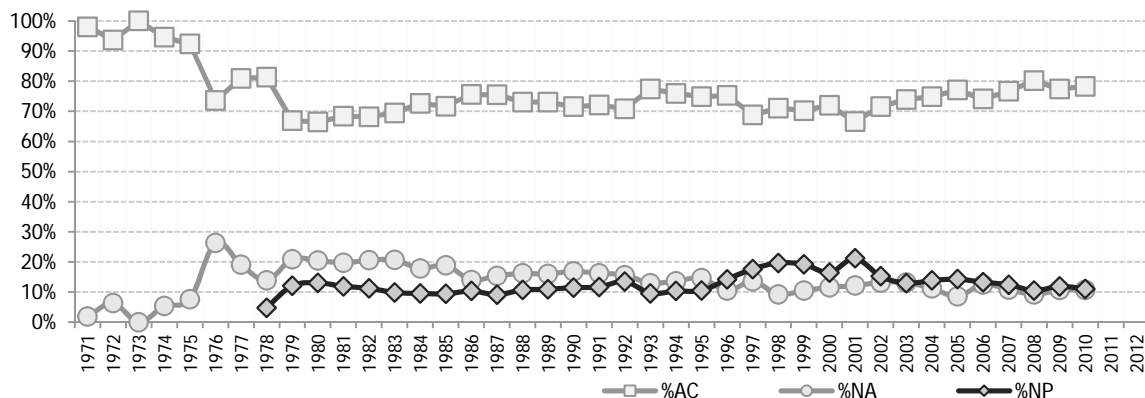
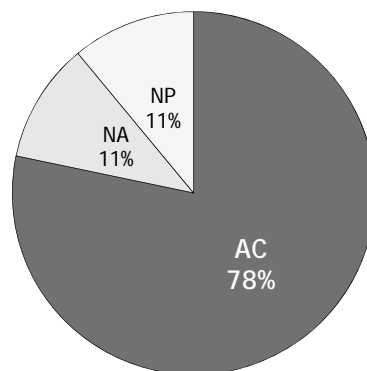
2010



Mujeres

Generación	%AC	%NA	%NP
1971	98%	2%	
1972	94%	6%	
1973	100%	0%	
1974	95%	5%	
1975	92%	8%	
1976	74%	26%	
1977	81%	19%	
1978	81%	14%	5%
1979	67%	21%	12%
1980	66%	20%	13%
1981	68%	20%	12%
1982	68%	21%	11%
1983	69%	21%	10%
1984	73%	18%	10%
1985	72%	19%	9%
1986	76%	14%	10%
1987	75%	15%	9%
1988	73%	16%	11%
1989	73%	16%	11%
1990	72%	17%	11%
1991	72%	16%	12%
1992	71%	16%	14%
1993	77%	13%	10%
1994	76%	14%	10%
1995	75%	15%	11%
1996	75%	10%	14%
1997	69%	14%	18%
1998	71%	9%	20%
1999	70%	11%	19%
2000	72%	12%	16%
2001	67%	12%	21%
2002	72%	13%	15%
2003	74%	13%	13%
2004	75%	11%	14%
2005	77%	9%	14%
2006	74%	13%	13%
2007	77%	11%	12%
2008	80%	9%	11%
2009	77%	11%	12%
2010	78%	11%	11%
2011			
2012			

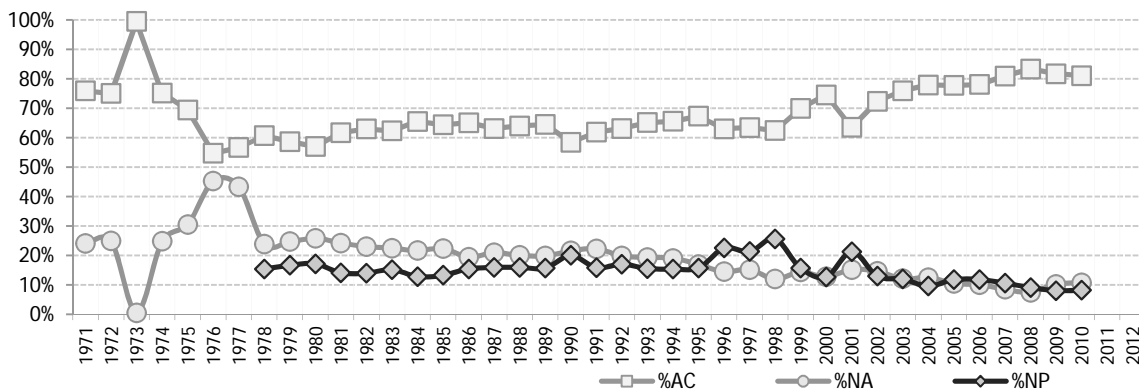
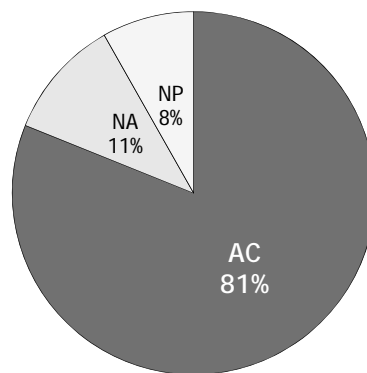
2010



Matutino

Generación	%AC	%NA	%NP
1971	76%	24%	
1972	75%	25%	
1973	100%	0%	
1974	75%	25%	
1975	69%	31%	
1976	55%	45%	
1977	57%	43%	
1978	61%	24%	15%
1979	59%	25%	17%
1980	57%	26%	17%
1981	62%	24%	14%
1982	63%	23%	14%
1983	62%	22%	15%
1984	66%	22%	13%
1985	64%	22%	13%
1986	65%	19%	15%
1987	63%	21%	16%
1988	64%	20%	16%
1989	64%	20%	16%
1990	58%	22%	20%
1991	62%	22%	16%
1992	63%	20%	17%
1993	65%	19%	16%
1994	66%	19%	15%
1995	67%	17%	16%
1996	63%	14%	23%
1997	63%	15%	21%
1998	62%	12%	26%
1999	70%	14%	16%
2000	75%	13%	13%
2001	64%	15%	21%
2002	72%	15%	13%
2003	76%	12%	12%
2004	78%	12%	10%
2005	78%	10%	12%
2006	78%	10%	12%
2007	81%	8%	11%
2008	83%	7%	9%
2009	82%	10%	8%
2010	81%	11%	8%
2011			
2012			

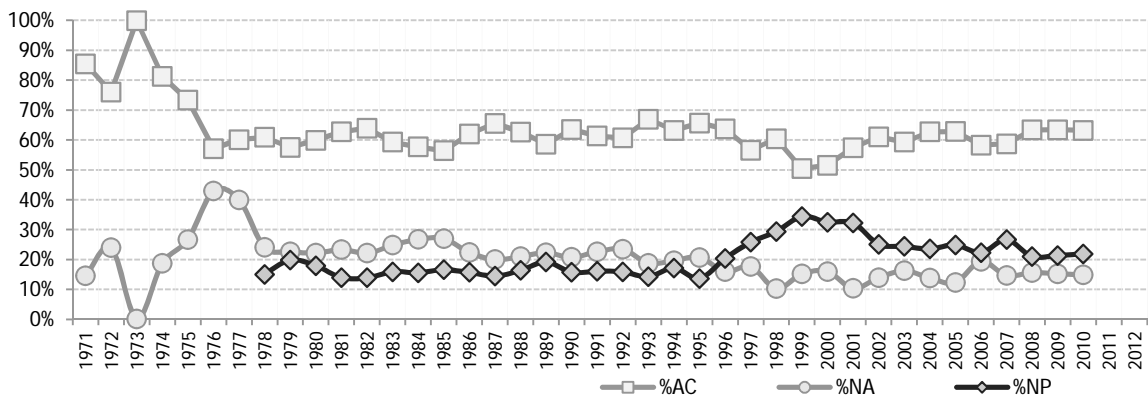
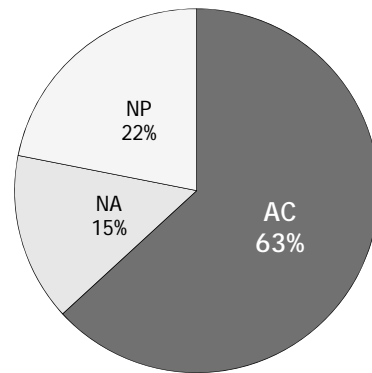
2010



Vespertino

Generación	%AC	%NA	%NP
1971	85%	15%	
1972	76%	24%	
1973	100%	0%	
1974	81%	19%	
1975	73%	27%	
1976	57%	43%	
1977	60%	40%	
1978	61%	24%	15%
1979	58%	23%	20%
1980	60%	22%	18%
1981	63%	23%	14%
1982	64%	22%	14%
1983	59%	25%	16%
1984	58%	27%	16%
1985	56%	27%	17%
1986	62%	22%	16%
1987	66%	20%	14%
1988	63%	21%	16%
1989	59%	22%	19%
1990	64%	21%	16%
1991	61%	23%	16%
1992	61%	23%	16%
1993	67%	19%	14%
1994	63%	20%	17%
1995	66%	21%	14%
1996	64%	16%	20%
1997	57%	18%	26%
1998	60%	10%	29%
1999	50%	15%	34%
2000	52%	16%	32%
2001	57%	10%	32%
2002	61%	14%	25%
2003	59%	16%	24%
2004	63%	14%	24%
2005	63%	12%	25%
2006	58%	19%	22%
2007	59%	15%	27%
2008	63%	16%	21%
2009	63%	15%	21%
2010	63%	15%	22%
2011			
2012			

2010



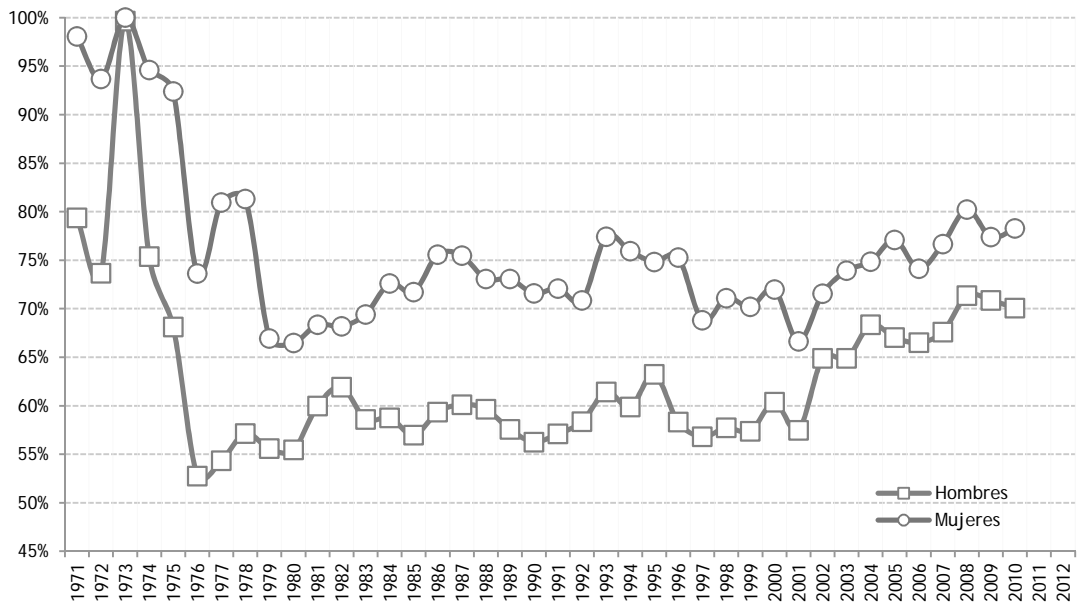
Física II

Acreditación

Generación	Género		Turno		Plantel					CCH
	Hombres	Mujeres	Matutino	Vespertino	Azcapotzalco	Naucalpan	Vallejo	Oriente	Sur	
1971										
1972										
1973										
1974										
1975										
1976										
1977										
1978										
1979										
1980										
1981										
1982										
1983										
1984										
1985										
1986										
1987										
1988										
1989										
1990										
1991										
1992										
1993										
1994										
1995										
1996										
1997	55%	70%	70%	55%	62%	55%	57%	64%	758%	63%
1998	56%	72%	66%	62%	61%	62%	60%	70%	772%	64%
1999	54%	68%	73%	48%	59%	48%	60%	58%	784%	61%
2000	68%	79%	82%	63%	69%	63%	74%	73%	794%	74%
2001	57%	67%	71%	52%	57%	52%	60%	66%	772%	63%
2002	59%	70%	73%	55%	62%	55%	58%	71%	769%	65%
2003	62%	75%	80%	56%	68%	56%	66%	72%	768%	69%
2004	64%	76%	81%	58%	68%	58%	68%	74%	777%	71%
2005	65%	77%	83%	57%	67%	57%	69%	71%	775%	71%
2006	66%	77%	83%	59%	65%	59%	71%	76%	773%	72%
2007	63%	75%	81%	55%	66%	55%	73%	72%	760%	70%
2008	68%	79%	83%	61%	69%	61%	74%	77%	768%	74%
2009	69%	78%	84%	60%	66%	60%	77%	79%	774%	74%
2010	69%	80%	83%	64%	68%	64%	78%	79%	773%	75%
2011										
2012										

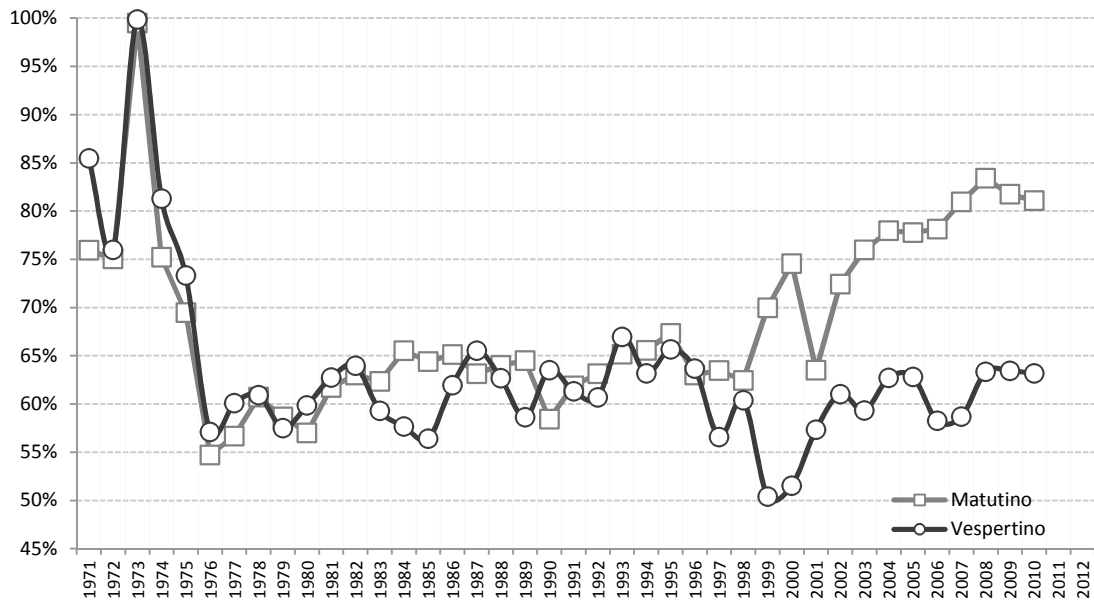
1506 Física III

Acreditación por género



1506 Física III

Acreditación por turno



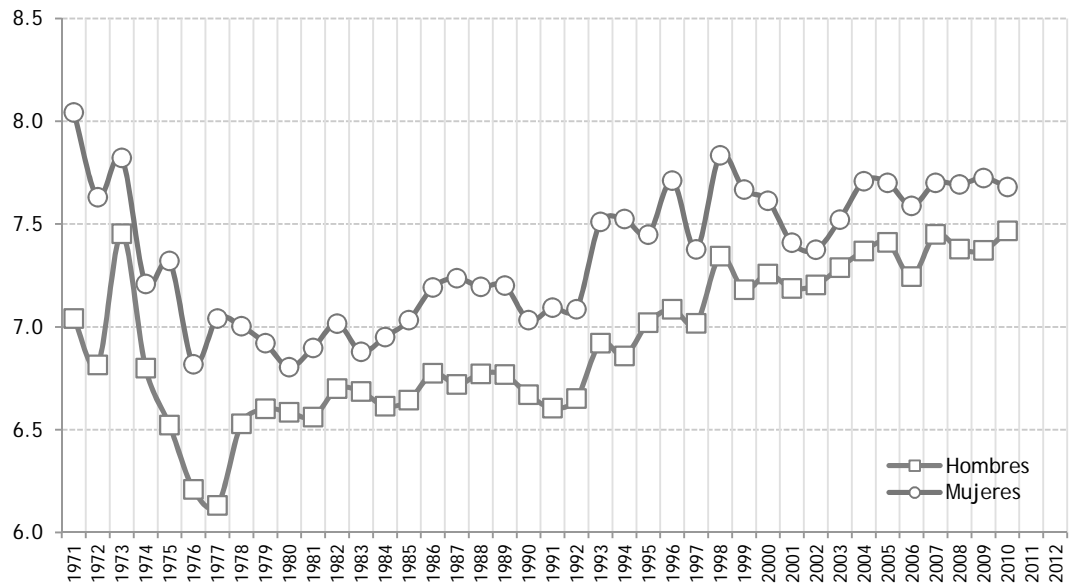
Física III

Promedio de Calificaciones

Generación	Género		Turno		Plantel					CCH
	Hombres	Mujeres	Matutino	Vespertino	Azcapotzalco	Naucalpan	Vallejo	Oriente	Sur	
1971	7.0	8.0	6.9	7.3	7.6	7.3	6.9			7.1
1972	6.8	7.6	6.9	6.9	7.0	6.9	6.6	6.9	7.1	6.9
1973	7.5	7.8	7.4	7.6	7.6	7.6	7.3	7.6	7.5	7.5
1974	6.8	7.2	6.7	7.1	6.8	7.1	6.5	7.3	7.0	6.8
1975	6.5	7.3	6.6	6.7	6.6	6.7	6.2	6.8	6.7	6.6
1976	6.2	6.8	6.3	6.4	6.7	6.4	5.8	6.5	6.2	6.3
1977	6.1	7.0	6.2	6.4	6.4	6.4	6.0	6.3	6.4	6.3
1978	6.5	7.0	6.6	6.6	6.7	6.6	6.3	6.7	6.7	6.6
1979	6.6	6.9	6.7	6.7	7.0	6.7	6.2	6.7	7.0	6.7
1980	6.6	6.8	6.6	6.7	6.6	6.7	6.5	6.7	6.9	6.6
1981	6.6	6.9	6.6	6.7	6.7	6.7	6.4	6.7	6.7	6.7
1982	6.7	7.0	6.8	6.7	6.9	6.7	6.4	6.7	6.8	6.8
1983	6.7	6.9	6.8	6.6	6.7	6.6	6.5	6.8	6.7	6.7
1984	6.6	7.0	6.8	6.6	6.8	6.6	6.6	6.8	6.7	6.7
1985	6.6	7.0	6.9	6.6	7.1	6.6	6.7	6.9	6.6	6.8
1986	6.8	7.2	6.9	6.9	6.9	6.9	7.1	7.0	6.9	6.9
1987	6.7	7.2	6.8	7.0	6.9	7.0	6.8	7.0	7.1	6.9
1988	6.8	7.2	6.9	6.9	6.8	6.9	6.9	6.9	7.3	6.9
1989	6.8	7.2	6.9	6.9	6.8	6.9	6.7	6.8	7.4	6.9
1990	6.7	7.0	6.8	6.8	6.7	6.8	6.7	6.7	7.2	6.8
1991	6.6	7.1	6.7	6.8	6.8	6.8	6.9	6.9	6.7	6.8
1992	6.7	7.1	6.8	6.7	6.7	6.7	6.7	6.9	7.0	6.8
1993	6.9	7.5	7.1	7.2	7.1	7.2	7.0	7.3	7.2	7.1
1994	6.9	7.5	7.2	7.0	6.7	7.0	7.3	7.1	7.2	7.1
1995	7.0	7.4	7.2	7.0	7.0	7.0	7.3	7.1	7.5	7.2
1996	7.1	7.7	7.4	7.2	7.1	7.2	7.3	7.2	7.6	7.3
1997	7.0	7.4	7.1	7.2	6.8	7.2	6.8	7.3	7.5	7.1
1998	7.3	7.8	7.4	7.7	7.6	7.7	7.0	7.5	7.7	7.5
1999	7.2	7.7	7.6	7.0	7.3	7.0	6.6	7.4	8.0	7.3
2000	7.3	7.6	7.6	7.1	7.4	7.1	6.6	7.7	7.7	7.4
2001	7.2	7.4	7.3	7.2	6.9	7.2	6.8	7.6	7.6	7.3
2002	7.2	7.4	7.3	7.2	7.1	7.2	6.9	7.7	7.4	7.3
2003	7.3	7.5	7.5	7.3	7.0	7.3	7.2	7.7	7.5	7.4
2004	7.4	7.7	7.6	7.3	7.5	7.3	7.3	7.7	7.5	7.5
2005	7.4	7.7	7.6	7.5	7.4	7.5	7.1	8.2	7.6	7.5
2006	7.2	7.6	7.7	6.9	7.2	6.9	7.1	7.6	7.4	7.4
2007	7.5	7.7	7.8	7.1	7.7	7.1	7.3	7.6	7.5	7.5
2008	7.4	7.7	7.7	7.2	7.6	7.2	7.5	7.6	7.4	7.5
2009	7.4	7.7	7.7	7.2	7.5	7.2	7.4	7.6	7.4	7.5
2010	7.5	7.7	7.8	7.2	7.3	7.2	7.7	7.7	7.7	7.5
2011										
2012										

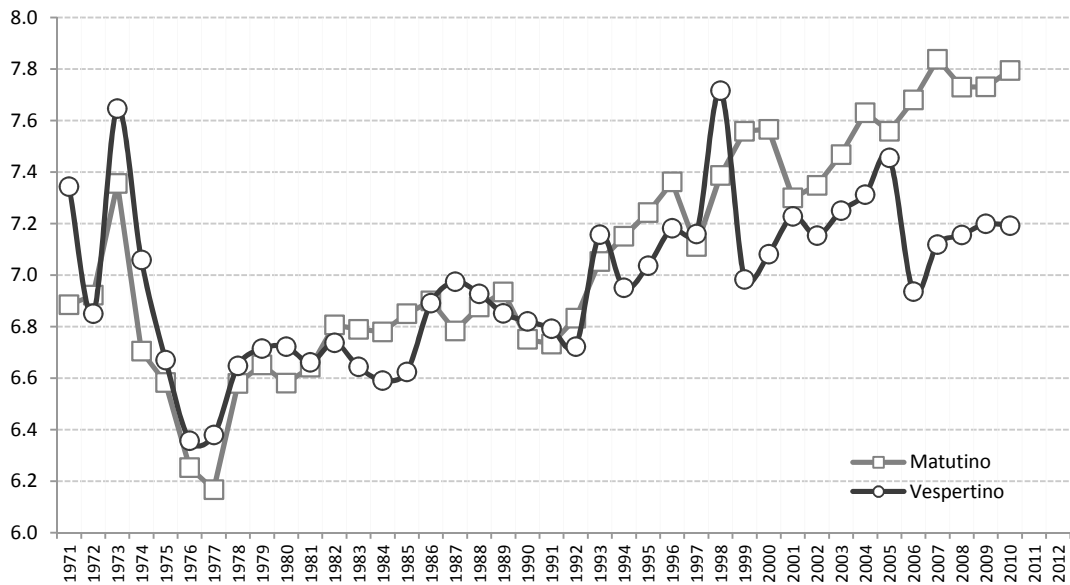
1506 Física III

Calificación promedio por género



1506 Física III

Calificación promedio por turno





Universidad Nacional Autónoma de México
Colegio de Ciencias y Humanidades

Física IV

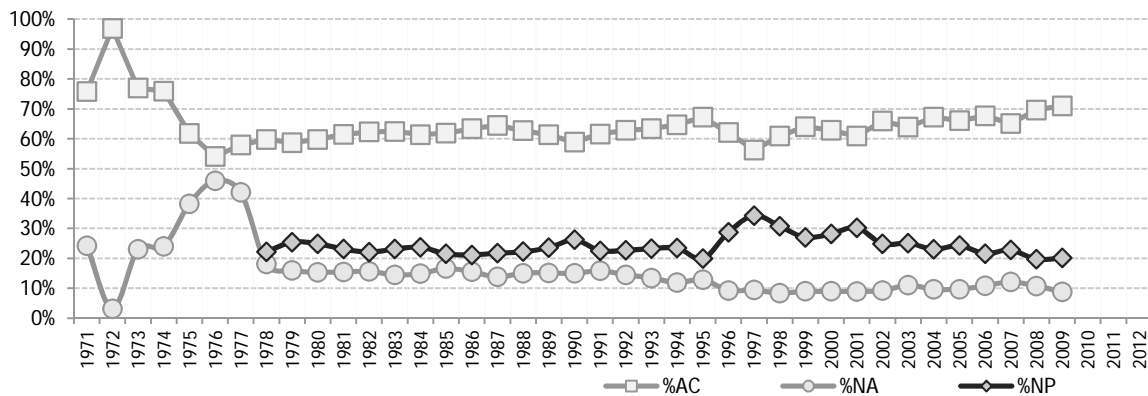
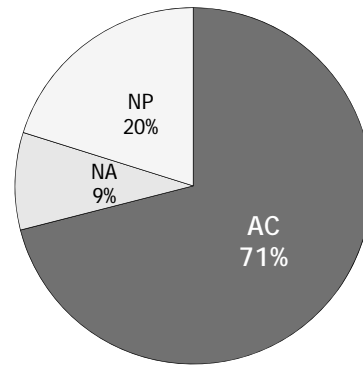
CIENCIAS EXPERIMENTALES

Asignatura incluida		Plan	Semestre	Creditos	Horas
1606	Física IV	1997	6	8	4
3054	Física III	1971	6	10	5

Total CCH

Generación	%AC	%NA	%NP
1971	76%	24%	
1972	97%	3%	
1973	77%	23%	
1974	76%	24%	
1975	62%	38%	
1976	54%	46%	
1977	58%	42%	
1978	60%	18%	22%
1979	59%	16%	25%
1980	60%	15%	25%
1981	61%	15%	23%
1982	62%	16%	22%
1983	62%	14%	23%
1984	61%	15%	24%
1985	62%	17%	22%
1986	63%	16%	21%
1987	64%	14%	22%
1988	63%	15%	22%
1989	61%	15%	24%
1990	59%	15%	26%
1991	62%	16%	23%
1992	63%	14%	23%
1993	63%	13%	23%
1994	65%	12%	23%
1995	67%	13%	20%
1996	62%	9%	29%
1997	56%	9%	34%
1998	61%	8%	31%
1999	64%	9%	27%
2000	63%	9%	28%
2001	61%	9%	30%
2002	66%	9%	25%
2003	64%	11%	25%
2004	67%	10%	23%
2005	66%	10%	24%
2006	68%	11%	22%
2007	65%	12%	23%
2008	70%	11%	20%
2009	71%	9%	20%
2010			
2011			
2012			

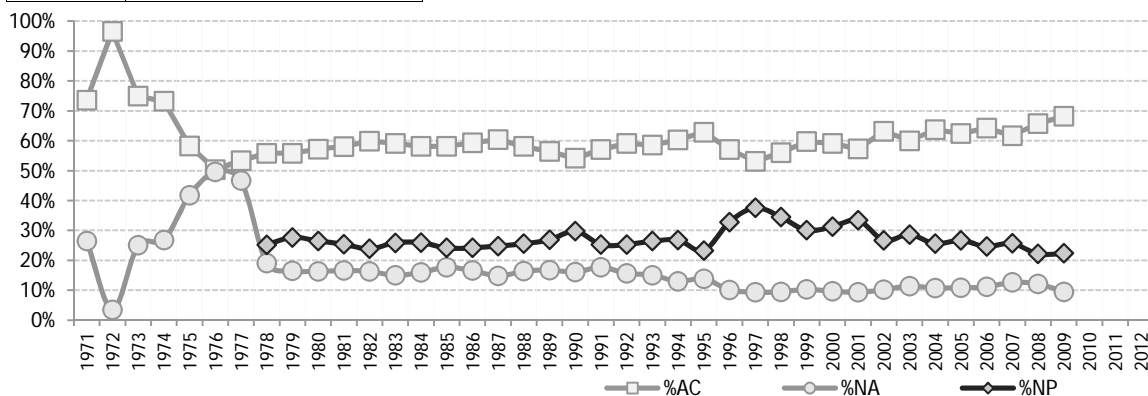
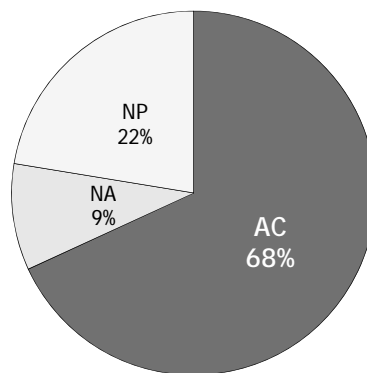
2009



Hombres

Generación	%AC	%NA	%NP
1971	74%	26%	
1972	97%	3%	
1973	75%	25%	
1974	73%	27%	
1975	58%	42%	
1976	50%	50%	
1977	53%	47%	
1978	56%	19%	25%
1979	56%	17%	28%
1980	57%	16%	26%
1981	58%	17%	25%
1982	60%	16%	24%
1983	59%	15%	26%
1984	58%	16%	26%
1985	58%	18%	24%
1986	59%	17%	24%
1987	60%	15%	25%
1988	58%	16%	26%
1989	56%	17%	27%
1990	54%	16%	30%
1991	57%	18%	25%
1992	59%	16%	25%
1993	59%	15%	26%
1994	60%	13%	27%
1995	63%	14%	23%
1996	57%	10%	33%
1997	53%	9%	38%
1998	56%	9%	34%
1999	60%	10%	30%
2000	59%	10%	31%
2001	57%	9%	33%
2002	63%	10%	27%
2003	60%	11%	29%
2004	64%	11%	26%
2005	62%	11%	27%
2006	64%	11%	25%
2007	62%	13%	26%
2008	66%	12%	22%
2009	68%	9%	22%
2010			
2011			
2012			

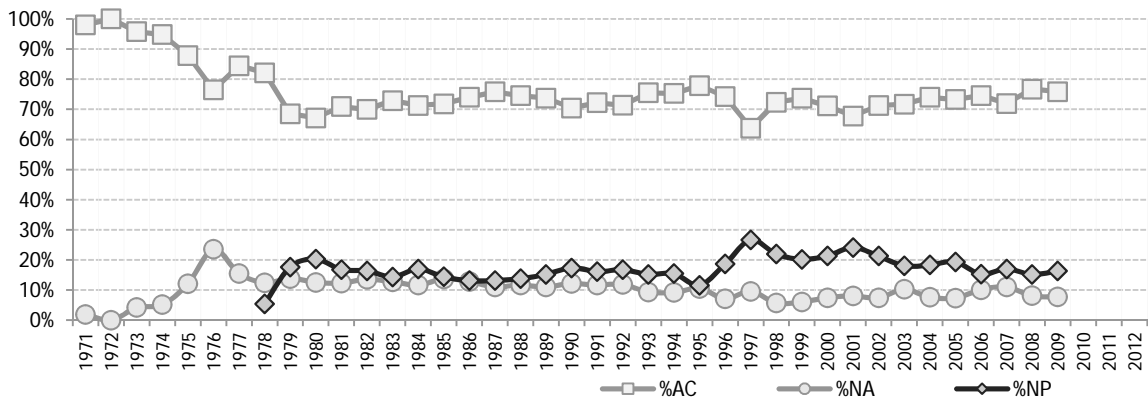
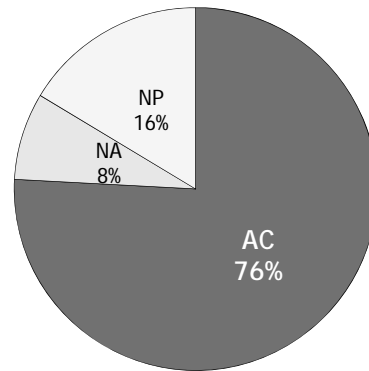
2009



Mujeres

Generación	%AC	%NA	%NP
1971	98%	2%	
1972	100%	0%	
1973	96%	4%	
1974	95%	5%	
1975	88%	12%	
1976	76%	24%	
1977	84%	16%	
1978	82%	12%	5%
1979	69%	14%	18%
1980	67%	13%	20%
1981	71%	12%	17%
1982	70%	14%	16%
1983	73%	13%	14%
1984	71%	12%	17%
1985	72%	14%	14%
1986	74%	13%	13%
1987	76%	11%	13%
1988	75%	12%	14%
1989	74%	11%	15%
1990	70%	12%	17%
1991	72%	12%	16%
1992	71%	12%	17%
1993	75%	9%	15%
1994	75%	9%	15%
1995	78%	11%	12%
1996	74%	7%	19%
1997	64%	10%	27%
1998	72%	6%	22%
1999	74%	6%	20%
2000	71%	7%	21%
2001	68%	8%	24%
2002	71%	7%	21%
2003	72%	10%	18%
2004	74%	8%	18%
2005	73%	7%	19%
2006	75%	10%	15%
2007	72%	11%	17%
2008	77%	8%	15%
2009	76%	8%	16%
2010			
2011			
2012			

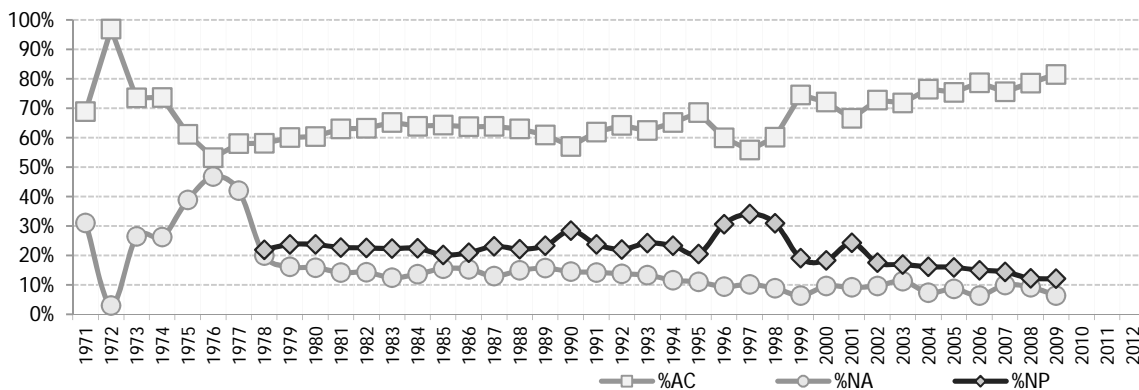
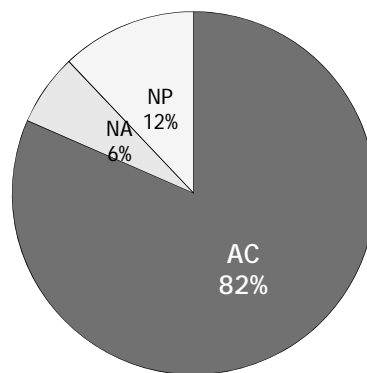
2009



Matutino

Generación	%AC	%NA	%NP
1971	69%	31%	
1972	97%	3%	
1973	74%	26%	
1974	74%	26%	
1975	61%	39%	
1976	53%	47%	
1977	58%	42%	
1978	58%	20%	22%
1979	60%	16%	24%
1980	60%	16%	24%
1981	63%	14%	23%
1982	63%	14%	23%
1983	65%	12%	22%
1984	64%	14%	22%
1985	64%	16%	20%
1986	64%	15%	21%
1987	64%	13%	23%
1988	63%	15%	22%
1989	61%	16%	23%
1990	57%	14%	28%
1991	62%	14%	24%
1992	64%	14%	22%
1993	62%	13%	24%
1994	65%	12%	23%
1995	69%	11%	20%
1996	60%	9%	31%
1997	56%	10%	34%
1998	60%	9%	31%
1999	75%	6%	19%
2000	72%	10%	18%
2001	67%	9%	24%
2002	73%	10%	18%
2003	72%	11%	17%
2004	77%	7%	16%
2005	75%	9%	16%
2006	79%	6%	15%
2007	76%	10%	14%
2008	79%	9%	12%
2009	82%	6%	12%
2010			
2011			
2012			

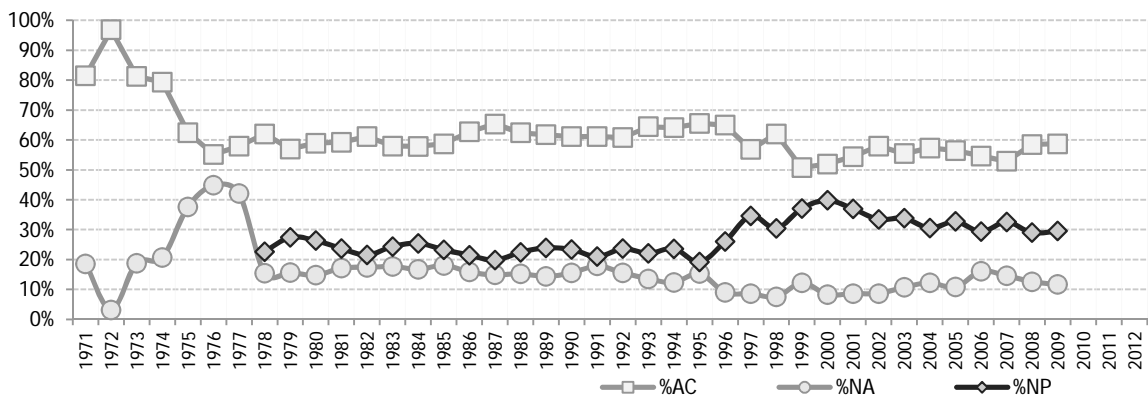
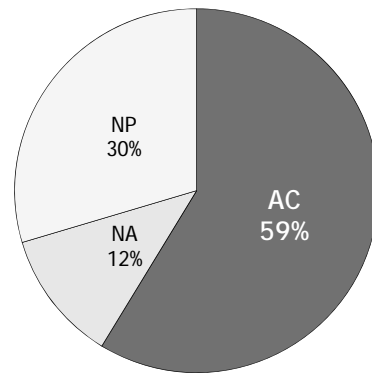
2009



Vespertino

Generación	%AC	%NA	%NP
1971	81%	19%	
1972	97%	3%	
1973	81%	19%	
1974	79%	21%	
1975	62%	38%	
1976	55%	45%	
1977	58%	42%	
1978	62%	15%	23%
1979	57%	16%	27%
1980	59%	15%	26%
1981	59%	17%	24%
1982	61%	17%	22%
1983	58%	18%	24%
1984	58%	17%	25%
1985	59%	18%	23%
1986	63%	16%	21%
1987	65%	15%	20%
1988	62%	15%	22%
1989	62%	14%	24%
1990	61%	16%	23%
1991	61%	18%	21%
1992	61%	16%	24%
1993	64%	14%	22%
1994	64%	12%	24%
1995	66%	15%	19%
1996	65%	9%	26%
1997	57%	9%	35%
1998	62%	8%	30%
1999	51%	12%	37%
2000	52%	8%	40%
2001	54%	9%	37%
2002	58%	9%	33%
2003	55%	11%	34%
2004	57%	12%	30%
2005	56%	11%	33%
2006	55%	16%	29%
2007	53%	15%	33%
2008	58%	13%	29%
2009	59%	12%	30%
2010			
2011			
2012			

2009



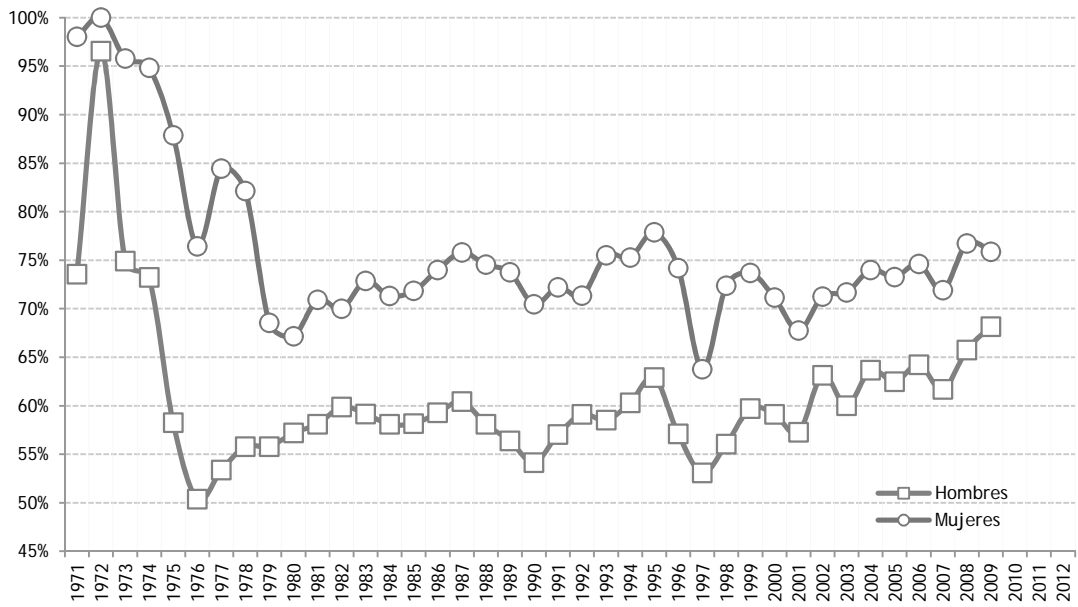
Física IV

Acreditación

Generación	Género		Turno		Plantel					CCH
	Hombres	Mujeres	Matutino	Vespertino	Azcapotzalco	Naucalpan	Vallejo	Oriente	Sur	
1971	74%	98%	69%	81%	84%	81%	73%			76%
1972	97%	100%	97%	97%	100%	97%	85%	100%	100%	97%
1973	75%	96%	74%	81%	83%	81%	67%	77%	84%	77%
1974	73%	95%	74%	79%	78%	79%	71%	82%	82%	76%
1975	58%	88%	61%	62%	59%	62%	55%	65%	69%	62%
1976	50%	76%	53%	55%	63%	55%	40%	55%	60%	54%
1977	53%	84%	58%	58%	63%	58%	53%	56%	67%	58%
1978	56%	82%	58%	62%	62%	62%	51%	58%	73%	60%
1979	56%	69%	60%	57%	68%	57%	49%	60%	68%	59%
1980	57%	67%	60%	59%	62%	59%	56%	62%	69%	60%
1981	58%	71%	63%	59%	66%	59%	52%	59%	70%	61%
1982	60%	70%	63%	61%	63%	61%	54%	64%	68%	62%
1983	59%	73%	65%	58%	64%	58%	54%	65%	64%	62%
1984	58%	71%	64%	58%	62%	58%	61%	63%	63%	61%
1985	58%	72%	64%	59%	65%	59%	62%	65%	63%	62%
1986	59%	74%	64%	63%	67%	63%	63%	67%	67%	63%
1987	60%	76%	64%	65%	67%	65%	64%	69%	69%	64%
1988	58%	75%	63%	62%	65%	62%	66%	64%	67%	63%
1989	56%	74%	61%	62%	62%	62%	62%	60%	70%	61%
1990	54%	70%	57%	61%	58%	61%	61%	58%	65%	59%
1991	57%	72%	62%	61%	64%	61%	62%	60%	70%	62%
1992	59%	71%	64%	61%	60%	61%	61%	60%	69%	63%
1993	59%	75%	62%	64%	60%	64%	70%	63%	68%	63%
1994	60%	75%	65%	64%	63%	64%	67%	64%	71%	65%
1995	63%	78%	69%	66%	66%	66%	71%	65%	74%	67%
1996	57%	74%	60%	65%	57%	65%	68%	58%	71%	62%
1997	53%	64%	56%	57%	58%	57%	51%	63%	57%	56%
1998	56%	72%	60%	62%	63%	62%	51%	63%	64%	61%
1999	60%	74%	75%	51%	68%	51%	61%	66%	67%	64%
2000	59%	71%	72%	52%	66%	52%	55%	67%	64%	63%
2001	57%	68%	67%	54%	60%	54%	54%	64%	65%	61%
2002	63%	71%	73%	58%	68%	58%	58%	73%	68%	66%
2003	60%	72%	72%	55%	59%	55%	60%	66%	67%	64%
2004	64%	74%	77%	57%	61%	57%	63%	71%	74%	67%
2005	62%	73%	75%	56%	64%	56%	56%	66%	78%	66%
2006	64%	75%	79%	55%	64%	55%	62%	69%	71%	68%
2007	62%	72%	76%	53%	62%	53%	58%	68%	68%	65%
2008	66%	77%	79%	58%	66%	58%	66%	68%	75%	70%
2009	68%	76%	82%	59%	71%	59%	64%	70%	78%	71%
2010										
2011										
2012										

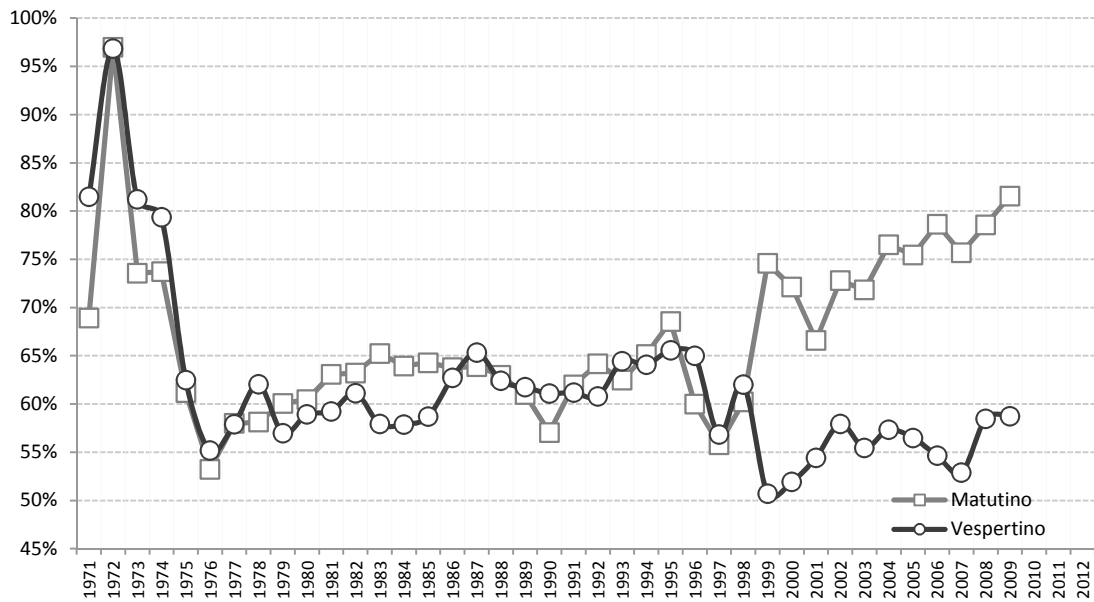
1606 Física IV

Acreditación por género



1606 Física IV

Acreditación por turno



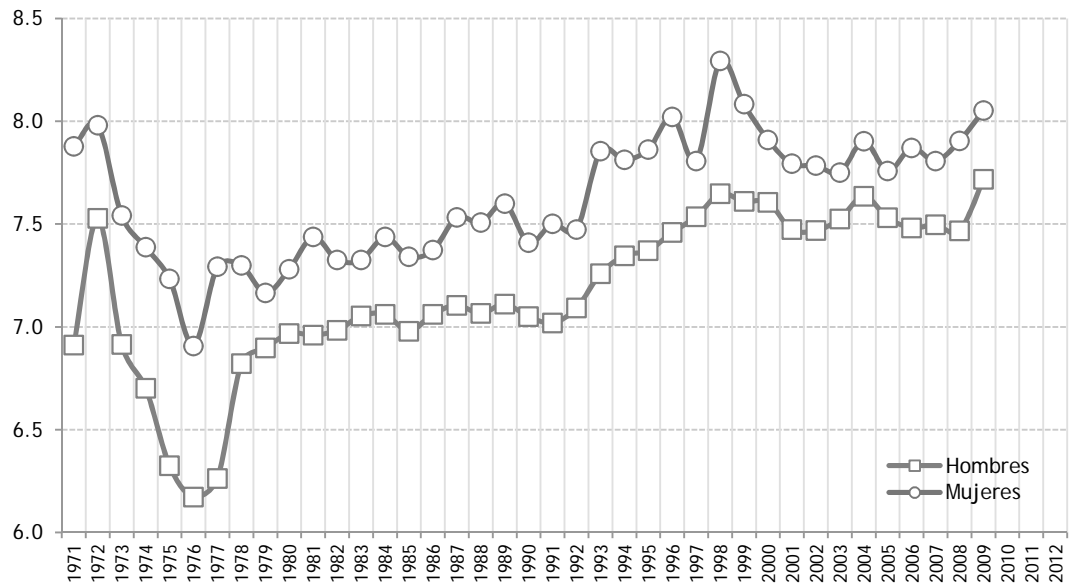
Física IV

Promedio de Calificaciones

Generación	Género		Turno		Plantel					CCH
	Hombres	Mujeres	Matutino	Vespertino	Azcapotzalco	Naucalpan	Vallejo	Oriente	Sur	
1971	6.9	7.9	6.7	7.2	7.4	7.2	6.8			7.0
1972	7.5	8.0	7.6	7.5	8.2	7.5	7.0	7.7	7.7	7.6
1973	6.9	7.5	6.8	7.1	7.3	7.1	6.5	7.2	7.2	7.0
1974	6.7	7.4	6.6	7.1	6.9	7.1	6.3	7.1	7.0	6.8
1975	6.3	7.2	6.4	6.5	6.3	6.5	6.1	6.7	6.5	6.4
1976	6.2	6.9	6.2	6.4	6.4	6.4	5.9	6.5	6.3	6.3
1977	6.3	7.3	6.4	6.5	6.7	6.5	6.1	6.5	6.6	6.4
1978	6.8	7.3	6.8	7.1	7.0	7.1	6.6	6.8	7.1	6.9
1979	6.9	7.2	6.9	7.0	7.2	7.0	6.6	6.9	7.1	7.0
1980	7.0	7.3	7.0	7.1	7.1	7.1	6.6	7.1	7.3	7.1
1981	7.0	7.4	7.1	7.1	7.3	7.1	6.6	7.0	7.3	7.1
1982	7.0	7.3	7.2	6.9	7.2	6.9	6.8	7.1	7.2	7.1
1983	7.1	7.3	7.3	6.9	7.3	6.9	6.9	7.1	7.1	7.1
1984	7.1	7.4	7.2	7.1	7.3	7.1	7.2	7.2	7.1	7.2
1985	7.0	7.3	7.1	7.0	7.2	7.0	7.2	7.2	7.0	7.1
1986	7.1	7.4	7.1	7.2	7.3	7.2	7.1	7.2	7.3	7.2
1987	7.1	7.5	7.2	7.2	7.3	7.2	7.2	7.3	7.5	7.2
1988	7.1	7.5	7.2	7.2	7.1	7.2	7.5	7.0	7.7	7.2
1989	7.1	7.6	7.2	7.3	7.4	7.3	7.1	7.2	7.6	7.3
1990	7.1	7.4	7.1	7.3	7.4	7.3	7.1	7.2	7.4	7.2
1991	7.0	7.5	7.2	7.1	7.3	7.1	7.2	7.2	7.3	7.2
1992	7.1	7.5	7.3	7.1	7.0	7.1	7.0	7.4	7.5	7.2
1993	7.3	7.9	7.4	7.4	7.3	7.4	7.8	7.4	7.6	7.4
1994	7.3	7.8	7.5	7.5	7.3	7.5	7.7	7.6	7.5	7.5
1995	7.4	7.9	7.6	7.4	7.4	7.4	7.6	7.5	7.8	7.5
1996	7.5	8.0	7.7	7.6	7.3	7.6	7.8	7.7	8.1	7.6
1997	7.5	7.8	7.7	7.6	7.3	7.6	6.8	8.1	8.4	7.6
1998	7.6	8.3	7.7	8.1	7.8	8.1	7.2	7.8	8.5	7.9
1999	7.6	8.1	8.0	7.4	7.6	7.4	7.3	8.0	8.0	7.8
2000	7.6	7.9	7.8	7.6	7.5	7.6	7.2	8.0	7.9	7.7
2001	7.5	7.8	7.7	7.5	7.2	7.5	7.0	8.0	7.8	7.6
2002	7.5	7.8	7.7	7.4	7.4	7.4	7.3	7.8	7.7	7.6
2003	7.5	7.8	7.7	7.5	7.2	7.5	7.5	7.8	7.7	7.6
2004	7.6	7.9	7.9	7.5	7.2	7.5	7.6	8.0	7.8	7.7
2005	7.5	7.8	7.6	7.6	7.8	7.6	7.3	7.9	7.7	7.6
2006	7.5	7.9	8.0	7.1	7.4	7.1	7.4	7.8	7.7	7.6
2007	7.5	7.8	7.9	7.2	7.5	7.2	7.2	7.9	7.5	7.6
2008	7.5	7.9	7.8	7.3	7.3	7.3	7.8	7.7	7.6	7.6
2009	7.7	8.1	8.1	7.4	7.7	7.4	7.7	7.9	7.9	7.8
2010										
2011										
2012										

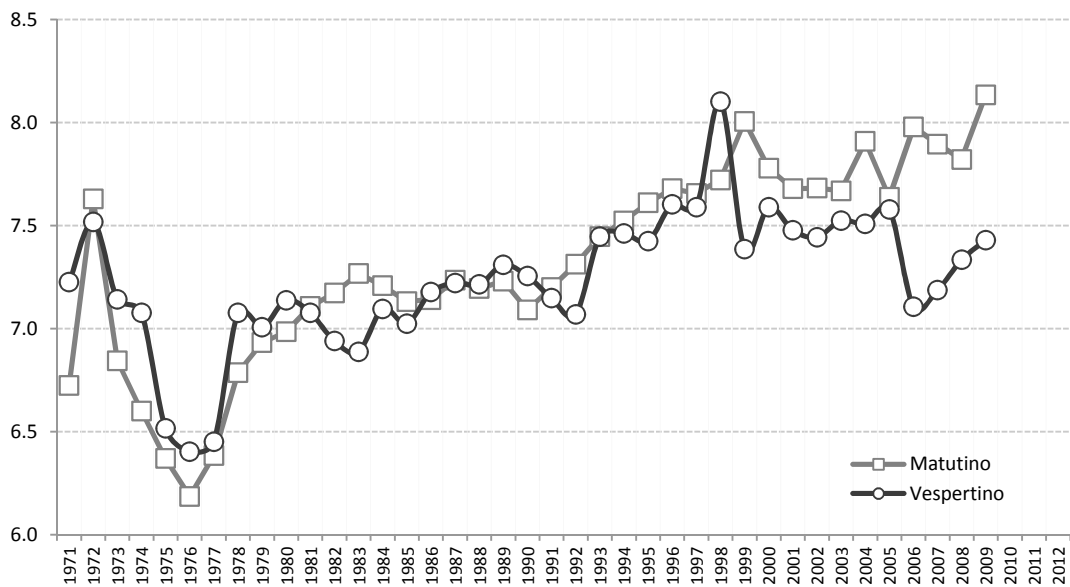
1606 Física IV

Calificación promedio por género



1606 Física IV

Calificación promedio por turno





Universidad Nacional Autónoma de México
Colegio de Ciencias y Humanidades

Biología I

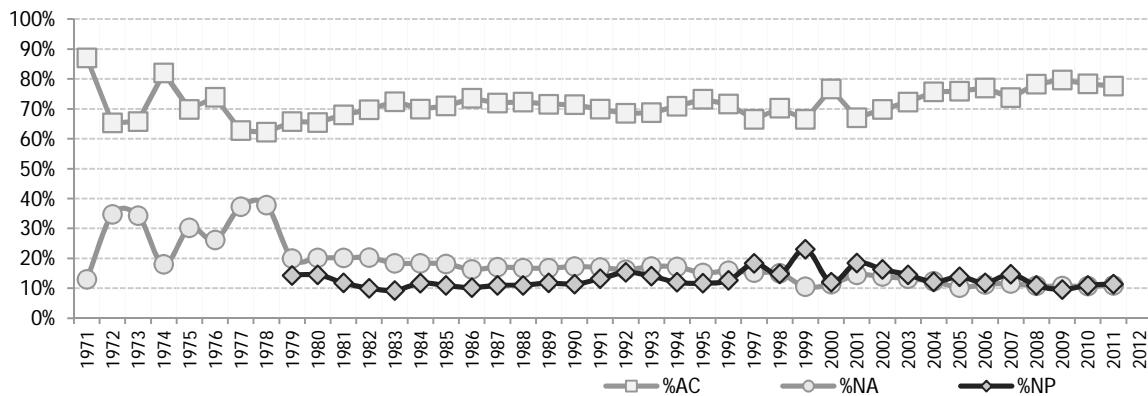
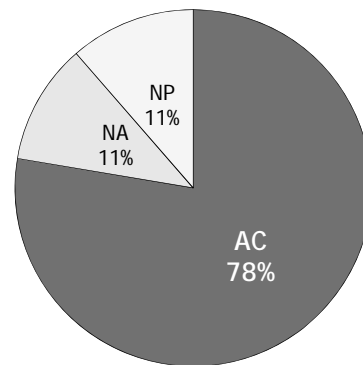
CIENCIAS EXPERIMENTALES

Asignatura incluida		Plan	Semestre	Creditos	Horas
1303	Biología I	1997	3	10	5
3016	Biología I	1971	3	10	5

Total CCH

Generación	%AC	%NA	%NP
1971	87%	13%	
1972	65%	35%	
1973	66%	34%	
1974	82%	18%	
1975	70%	30%	
1976	74%	26%	
1977	63%	37%	
1978	62%	38%	
1979	66%	20%	14%
1980	65%	20%	14%
1981	68%	20%	12%
1982	70%	20%	10%
1983	72%	18%	9%
1984	70%	18%	12%
1985	71%	18%	11%
1986	74%	16%	10%
1987	72%	17%	11%
1988	72%	17%	11%
1989	72%	17%	12%
1990	71%	17%	11%
1991	70%	17%	13%
1992	69%	16%	15%
1993	69%	17%	14%
1994	71%	17%	12%
1995	73%	15%	12%
1996	72%	16%	13%
1997	66%	15%	18%
1998	70%	15%	15%
1999	66%	10%	23%
2000	77%	11%	12%
2001	67%	14%	18%
2002	70%	14%	16%
2003	72%	13%	14%
2004	76%	12%	12%
2005	76%	10%	14%
2006	77%	11%	12%
2007	74%	12%	15%
2008	78%	11%	11%
2009	80%	11%	10%
2010	78%	11%	11%
2011	78%	11%	11%
2012			

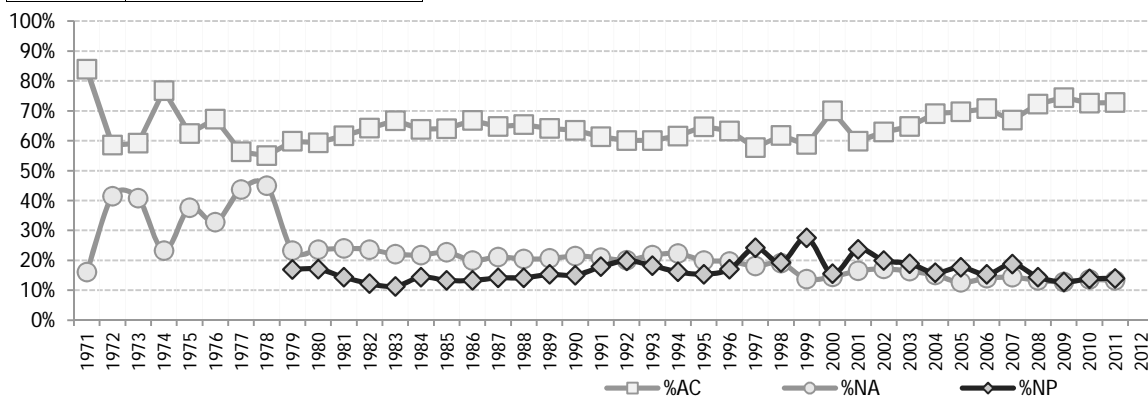
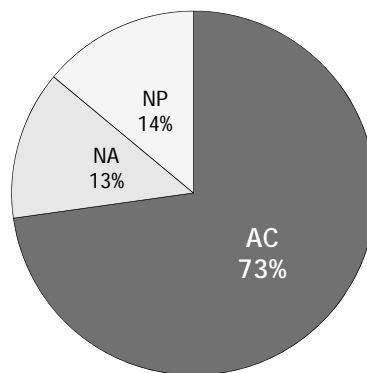
2011



Hombres

Generación	%AC	%NA	%NP
1971	84%	16%	
1972	59%	41%	
1973	59%	41%	
1974	77%	23%	
1975	62%	38%	
1976	67%	33%	
1977	56%	44%	
1978	55%	45%	
1979	60%	23%	17%
1980	59%	24%	17%
1981	62%	24%	14%
1982	64%	24%	12%
1983	67%	22%	11%
1984	64%	22%	14%
1985	64%	23%	13%
1986	67%	20%	13%
1987	65%	21%	14%
1988	65%	20%	14%
1989	64%	21%	15%
1990	64%	21%	15%
1991	61%	21%	18%
1992	60%	20%	20%
1993	60%	22%	18%
1994	62%	22%	16%
1995	65%	20%	15%
1996	63%	20%	17%
1997	58%	18%	24%
1998	62%	19%	19%
1999	59%	14%	27%
2000	70%	14%	16%
2001	60%	16%	24%
2002	63%	17%	20%
2003	65%	16%	19%
2004	69%	15%	16%
2005	70%	13%	18%
2006	71%	14%	15%
2007	67%	14%	19%
2008	72%	13%	14%
2009	74%	13%	13%
2010	73%	14%	14%
2011	73%	13%	14%
2012			

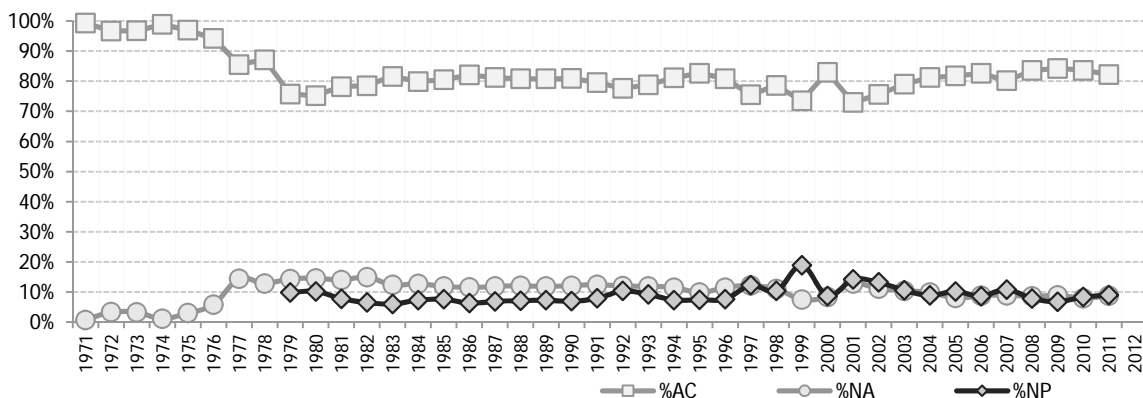
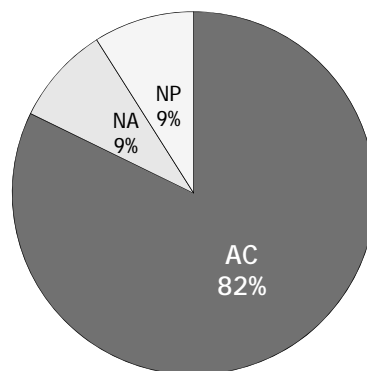
2011



Mujeres

Generación	%AC	%NA	%NP
1971	99%	1%	
1972	97%	3%	
1973	97%	3%	
1974	99%	1%	
1975	97%	3%	
1976	94%	6%	
1977	86%	14%	
1978	87%	13%	
1979	76%	14%	10%
1980	75%	15%	10%
1981	78%	14%	8%
1982	79%	15%	7%
1983	82%	12%	6%
1984	80%	13%	7%
1985	80%	12%	8%
1986	82%	12%	6%
1987	81%	12%	7%
1988	81%	12%	7%
1989	81%	12%	7%
1990	81%	12%	7%
1991	80%	12%	8%
1992	78%	12%	10%
1993	79%	12%	9%
1994	81%	12%	7%
1995	83%	10%	7%
1996	81%	12%	8%
1997	76%	12%	12%
1998	79%	11%	10%
1999	74%	8%	19%
2000	83%	8%	9%
2001	73%	13%	14%
2002	76%	11%	13%
2003	79%	10%	11%
2004	81%	10%	9%
2005	82%	8%	10%
2006	83%	9%	9%
2007	80%	9%	11%
2008	84%	9%	8%
2009	84%	9%	7%
2010	84%	8%	8%
2011	82%	9%	9%
2012			

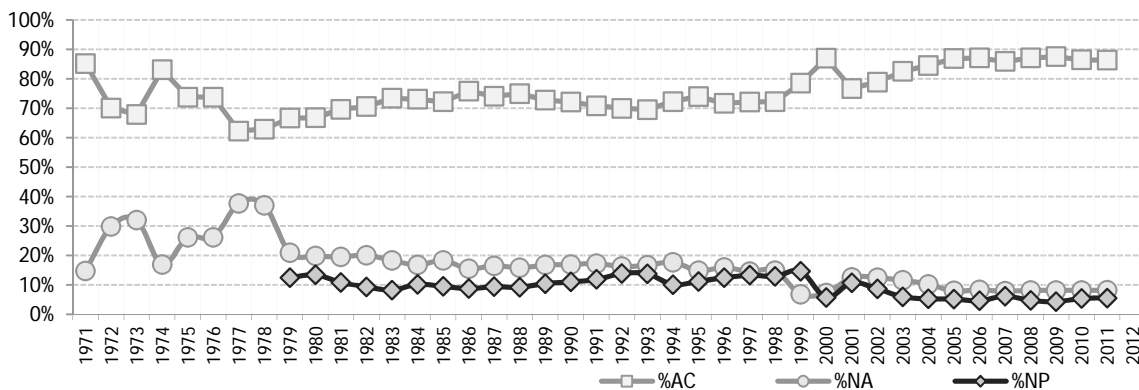
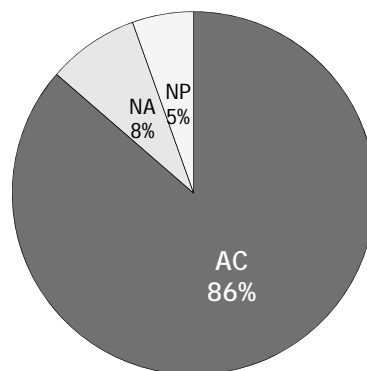
2011



Matutino

Generación	%AC	%NA	%NP
1971	85%	15%	
1972	70%	30%	
1973	68%	32%	
1974	83%	17%	
1975	74%	26%	
1976	74%	26%	
1977	62%	38%	
1978	63%	37%	
1979	67%	21%	12%
1980	67%	20%	13%
1981	70%	20%	11%
1982	71%	20%	9%
1983	73%	18%	8%
1984	73%	17%	10%
1985	72%	18%	9%
1986	76%	15%	9%
1987	74%	16%	9%
1988	75%	16%	9%
1989	73%	17%	10%
1990	72%	17%	11%
1991	71%	17%	12%
1992	70%	16%	14%
1993	70%	17%	14%
1994	72%	18%	10%
1995	74%	15%	11%
1996	72%	16%	12%
1997	72%	15%	13%
1998	72%	15%	13%
1999	79%	7%	15%
2000	87%	7%	6%
2001	77%	13%	11%
2002	79%	12%	9%
2003	83%	12%	6%
2004	85%	10%	5%
2005	87%	8%	5%
2006	87%	8%	5%
2007	86%	8%	6%
2008	87%	8%	5%
2009	88%	8%	4%
2010	86%	8%	5%
2011	86%	8%	5%
2012			

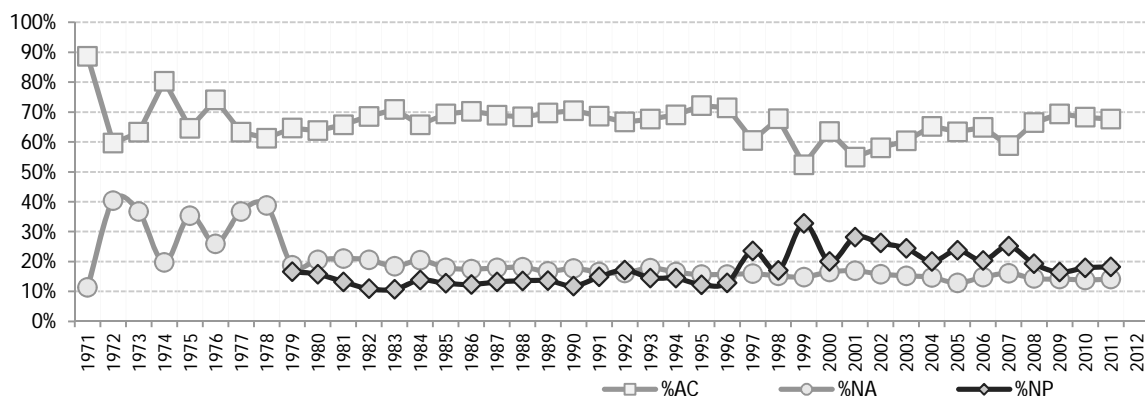
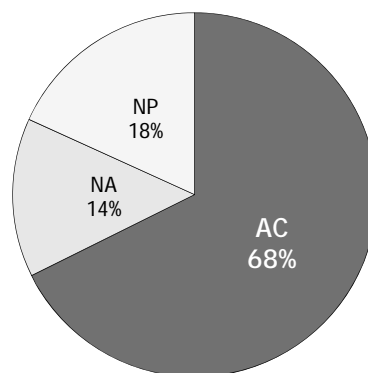
2011



Vespertino

Generación	%AC	%NA	%NP
1971	89%	11%	
1972	60%	40%	
1973	63%	37%	
1974	80%	20%	
1975	65%	35%	
1976	74%	26%	
1977	63%	37%	
1978	61%	39%	
1979	65%	19%	17%
1980	64%	21%	16%
1981	66%	21%	13%
1982	69%	21%	11%
1983	71%	18%	11%
1984	66%	20%	14%
1985	69%	18%	13%
1986	70%	17%	12%
1987	69%	18%	13%
1988	68%	18%	14%
1989	70%	17%	14%
1990	70%	18%	12%
1991	69%	16%	15%
1992	67%	16%	17%
1993	68%	18%	15%
1994	69%	16%	14%
1995	72%	16%	12%
1996	71%	16%	13%
1997	61%	16%	24%
1998	68%	15%	17%
1999	52%	15%	33%
2000	64%	16%	20%
2001	55%	17%	28%
2002	58%	16%	26%
2003	60%	15%	24%
2004	65%	15%	20%
2005	63%	13%	24%
2006	65%	15%	20%
2007	59%	16%	25%
2008	66%	14%	19%
2009	69%	14%	16%
2010	68%	14%	18%
2011	68%	14%	18%
2012			

2011



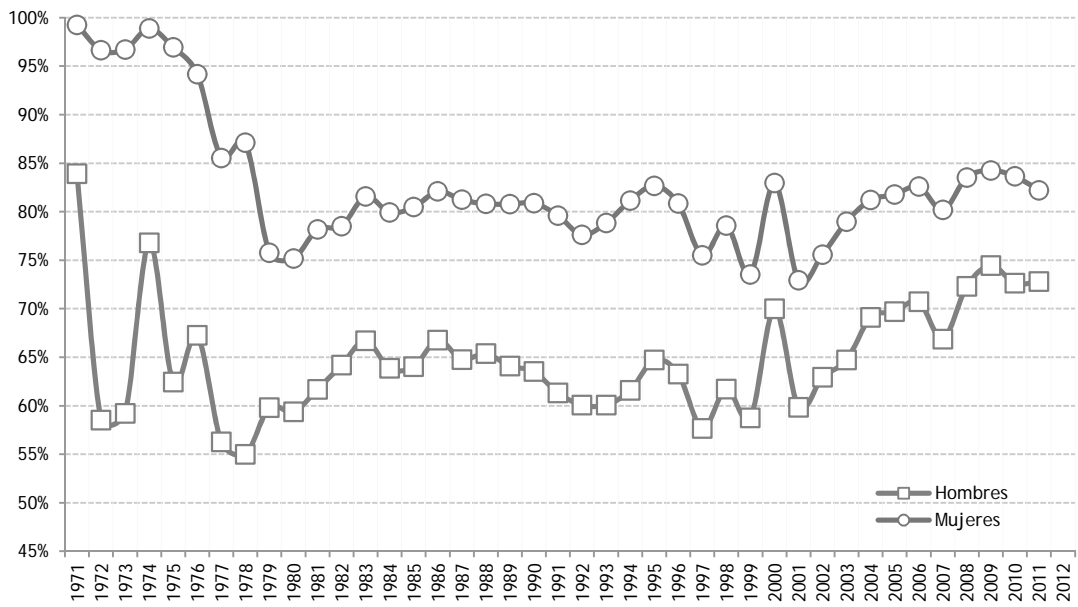
Biología I

Acreditación

Generación	Género		Turno		Plantel					CCH
	Hombres	Mujeres	Matutino	Vespertino	Azcapotzalco	Naucalpan	Vallejo	Oriente	Sur	
1971	84%	99%	85%	89%	87%	89%	86%			87%
1972	59%	97%	70%	60%	58%	60%	67%	68%	72%	65%
1973	59%	97%	68%	63%	64%	63%	66%	60%	72%	66%
1974	77%	99%	83%	80%	79%	80%	83%	79%	86%	82%
1975	62%	97%	74%	65%	66%	65%	70%	69%	80%	70%
1976	67%	94%	74%	74%	65%	74%	72%	74%	82%	74%
1977	56%	86%	62%	63%	60%	63%	64%	61%	64%	63%
1978	55%	87%	63%	61%	60%	61%	53%	66%	68%	62%
1979	60%	76%	67%	65%	66%	65%	59%	68%	69%	66%
1980	59%	75%	67%	64%	65%	64%	60%	67%	68%	65%
1981	62%	78%	70%	66%	69%	66%	65%	68%	68%	68%
1982	64%	79%	71%	69%	71%	69%	70%	71%	67%	70%
1983	67%	82%	73%	71%	70%	71%	75%	73%	73%	72%
1984	64%	80%	73%	66%	71%	66%	68%	75%	70%	70%
1985	64%	80%	72%	69%	68%	69%	71%	77%	69%	71%
1986	67%	82%	76%	70%	74%	70%	72%	76%	73%	74%
1987	65%	81%	74%	69%	72%	69%	68%	81%	69%	72%
1988	65%	81%	75%	68%	73%	68%	71%	80%	67%	72%
1989	64%	81%	73%	70%	69%	70%	71%	79%	71%	72%
1990	64%	81%	72%	70%	71%	70%	71%	75%	69%	71%
1991	61%	80%	71%	69%	68%	69%	67%	78%	67%	70%
1992	60%	78%	70%	67%	68%	67%	64%	76%	71%	69%
1993	60%	79%	70%	68%	70%	68%	70%	75%	70%	69%
1994	62%	81%	72%	69%	69%	69%	68%	76%	71%	71%
1995	65%	83%	74%	72%	75%	72%	72%	77%	72%	73%
1996	63%	81%	72%	71%	73%	71%	72%	72%	70%	72%
1997	58%	76%	72%	61%	68%	61%	61%	67%	68%	66%
1998	62%	79%	72%	68%	72%	68%	69%	68%	70%	70%
1999	59%	74%	79%	52%	65%	52%	68%	64%	70%	66%
2000	70%	83%	87%	64%	76%	64%	78%	77%	77%	77%
2001	60%	73%	77%	55%	65%	55%	67%	68%	70%	67%
2002	63%	76%	79%	58%	73%	58%	62%	74%	73%	70%
2003	65%	79%	83%	60%	73%	60%	70%	72%	75%	72%
2004	69%	81%	85%	65%	79%	65%	72%	76%	79%	76%
2005	70%	82%	87%	63%	79%	63%	72%	75%	77%	76%
2006	71%	83%	87%	65%	77%	65%	77%	77%	81%	77%
2007	67%	80%	86%	59%	74%	59%	78%	74%	73%	74%
2008	72%	84%	87%	66%	81%	66%	78%	79%	77%	78%
2009	74%	84%	88%	69%	82%	69%	83%	76%	79%	80%
2010	73%	84%	86%	68%	78%	68%	81%	76%	78%	78%
2011	73%	82%	86%	68%	78%	68%	82%	74%	78%	78%
2012										

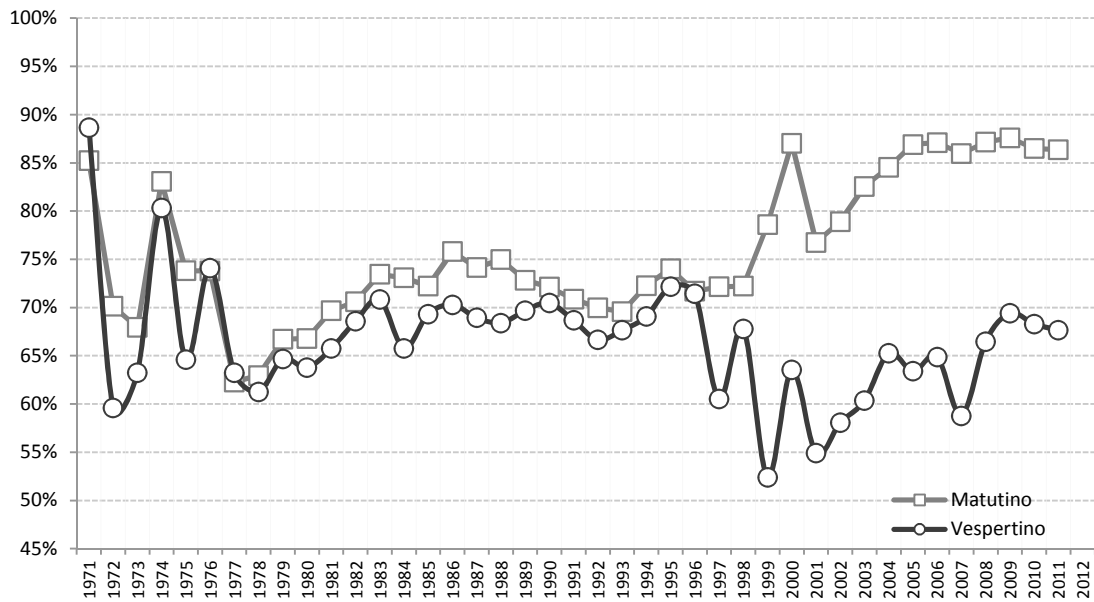
1303 Biología I

Acreditación por género



1303 Biología I

Acreditación por turno



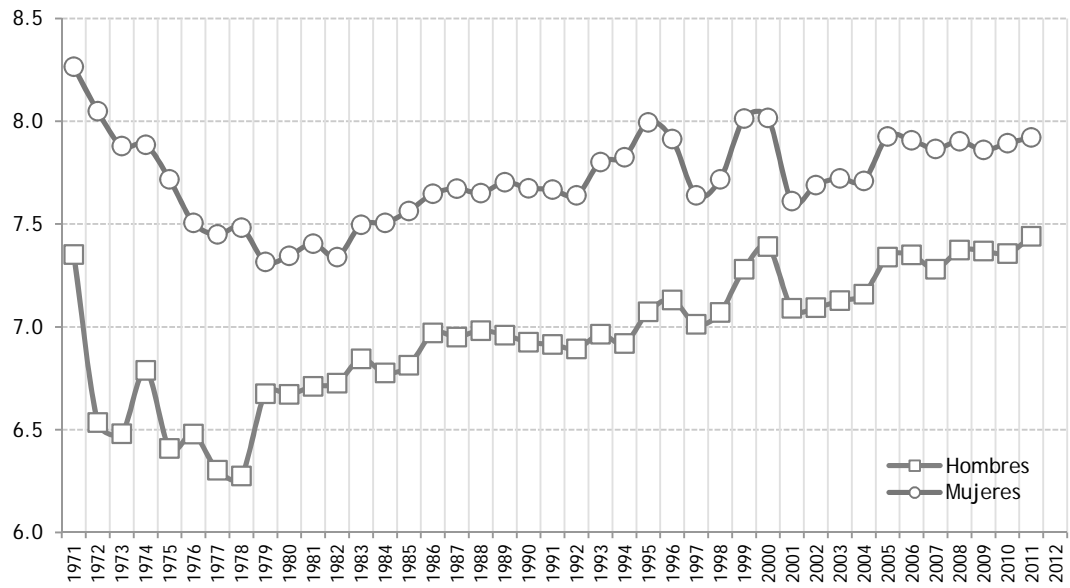
Biología I

Promedio de Calificaciones

Generación	Género		Turno		Plantel					CCH
	Hombres	Mujeres	Matutino	Vespertino	Azacapoztalco	Naucalpan	Vallejo	Oriente	Sur	
1971	7.4	8.3	7.4	7.7	7.6	7.7	7.4			7.5
1972	6.5	8.0	6.9	6.7	6.6	6.7	6.8	6.9	7.0	6.8
1973	6.5	7.9	6.8	6.7	6.6	6.7	6.7	6.5	7.0	6.7
1974	6.8	7.9	7.1	7.0	6.9	7.0	7.0	6.9	7.4	7.1
1975	6.4	7.7	6.8	6.6	6.6	6.6	6.7	6.7	7.0	6.7
1976	6.5	7.5	6.7	6.7	6.4	6.7	6.7	6.7	7.0	6.7
1977	6.3	7.5	6.5	6.6	6.5	6.6	6.6	6.5	6.7	6.6
1978	6.3	7.5	6.6	6.5	6.4	6.5	6.2	6.6	6.8	6.5
1979	6.7	7.3	6.9	7.0	6.8	7.0	6.9	6.9	7.0	6.9
1980	6.7	7.3	7.0	6.9	6.8	6.9	7.0	6.9	6.9	6.9
1981	6.7	7.4	7.1	6.9	7.0	6.9	6.8	7.0	7.0	7.0
1982	6.7	7.3	7.0	6.9	7.0	6.9	6.9	7.0	7.0	7.0
1983	6.8	7.5	7.2	7.0	7.1	7.0	7.1	7.0	7.2	7.1
1984	6.8	7.5	7.2	6.9	6.9	6.9	7.1	7.0	7.1	7.1
1985	6.8	7.6	7.2	7.1	6.9	7.1	7.3	7.2	7.1	7.1
1986	7.0	7.6	7.3	7.2	7.2	7.2	7.3	7.2	7.4	7.3
1987	7.0	7.7	7.3	7.2	7.2	7.2	7.2	7.4	7.4	7.3
1988	7.0	7.7	7.4	7.2	7.2	7.2	7.3	7.6	7.3	7.3
1989	7.0	7.7	7.4	7.2	7.1	7.2	7.3	7.6	7.4	7.3
1990	6.9	7.7	7.3	7.2	7.3	7.2	7.3	7.4	7.4	7.3
1991	6.9	7.7	7.3	7.3	7.1	7.3	7.2	7.6	7.4	7.3
1992	6.9	7.6	7.3	7.2	7.1	7.2	7.3	7.4	7.4	7.3
1993	7.0	7.8	7.4	7.3	7.2	7.3	7.4	7.5	7.6	7.4
1994	6.9	7.8	7.4	7.3	7.2	7.3	7.4	7.4	7.5	7.4
1995	7.1	8.0	7.6	7.5	7.5	7.5	7.5	7.6	7.7	7.5
1996	7.1	7.9	7.6	7.5	7.4	7.5	7.5	7.7	7.6	7.5
1997	7.0	7.6	7.4	7.2	7.3	7.2	7.1	7.5	7.6	7.3
1998	7.1	7.7	7.4	7.4	7.3	7.4	7.4	7.5	7.6	7.4
1999	7.3	8.0	8.1	7.1	7.6	7.1	7.6	7.8	8.0	7.7
2000	7.4	8.0	8.1	7.2	7.7	7.2	7.6	7.9	7.8	7.7
2001	7.1	7.6	7.7	7.0	7.1	7.0	7.3	7.6	7.7	7.4
2002	7.1	7.7	7.6	7.1	7.5	7.1	7.2	7.7	7.6	7.4
2003	7.1	7.7	7.7	7.1	7.3	7.1	7.3	7.5	7.7	7.5
2004	7.2	7.7	7.7	7.1	7.4	7.1	7.4	7.6	7.7	7.5
2005	7.3	7.9	8.0	7.2	7.6	7.2	7.5	7.6	7.8	7.7
2006	7.4	7.9	8.0	7.2	7.5	7.2	7.6	7.8	7.8	7.7
2007	7.3	7.9	7.9	7.1	7.5	7.1	7.6	7.8	7.5	7.6
2008	7.4	7.9	7.9	7.3	7.6	7.3	7.6	7.9	7.6	7.7
2009	7.4	7.9	7.9	7.2	7.6	7.2	7.6	7.7	7.6	7.6
2010	7.4	7.9	7.9	7.3	7.5	7.3	7.6	7.7	7.7	7.6
2011	7.4	7.9	7.9	7.4	7.6	7.4	7.7	7.8	7.6	7.7
2012										

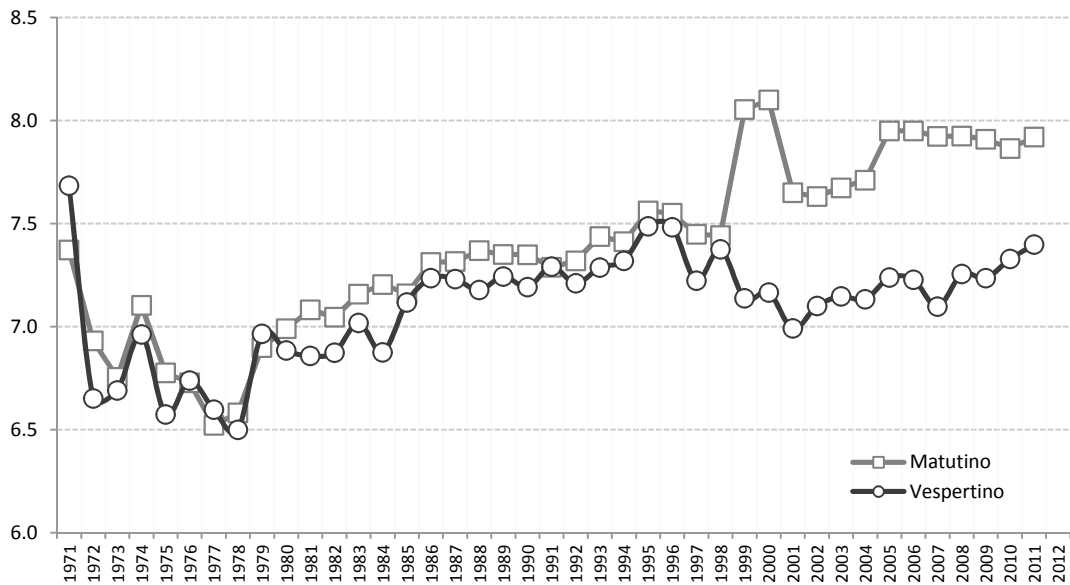
1303 Biología I

Calificación promedio por género



1303 Biología I

Calificación promedio por turno





Universidad Nacional Autónoma de México
Colegio de Ciencias y Humanidades

Biología II

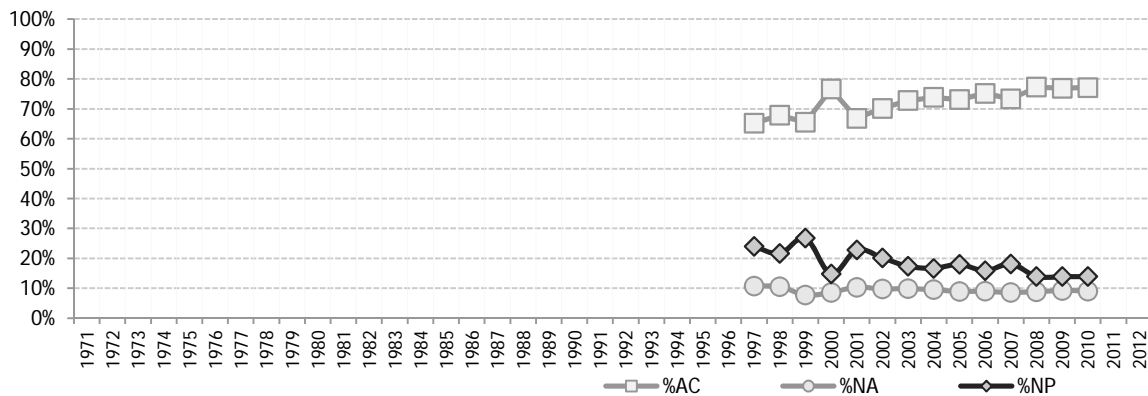
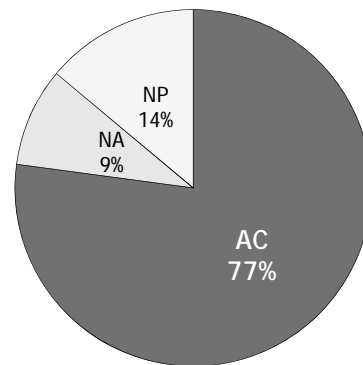
CIENCIAS EXPERIMENTALES

	Asignatura incluida	Plan	Semestre	Creditos	Horas
1403	Biología II	1997	4	10	5

Total CCH

Generación	%AC	%NA	%NP
1971			
1972			
1973			
1974			
1975			
1976			
1977			
1978			
1979			
1980			
1981			
1982			
1983			
1984			
1985			
1986			
1987			
1988			
1989			
1990			
1991			
1992			
1993			
1994			
1995			
1996			
1997	65%	11%	24%
1998	68%	11%	22%
1999	66%	8%	27%
2000	77%	9%	15%
2001	67%	10%	23%
2002	70%	10%	20%
2003	73%	10%	17%
2004	74%	9%	17%
2005	73%	9%	18%
2006	75%	9%	16%
2007	73%	9%	18%
2008	77%	9%	14%
2009	77%	9%	14%
2010	77%	9%	14%
2011			
2012			

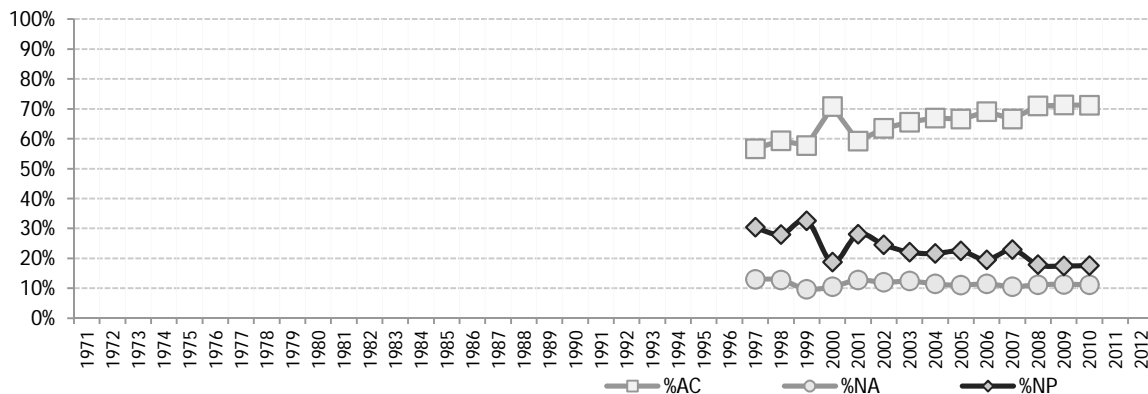
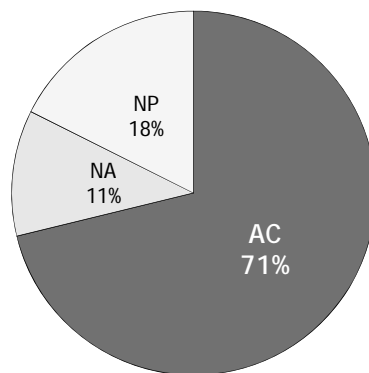
2010



Hombres

Generación	%AC	%NA	%NP
1971			
1972			
1973			
1974			
1975			
1976			
1977			
1978			
1979			
1980			
1981			
1982			
1983			
1984			
1985			
1986			
1987			
1988			
1989			
1990			
1991			
1992			
1993			
1994			
1995			
1996			
1997	57%	13%	30%
1998	59%	13%	28%
1999	58%	10%	33%
2000	71%	11%	19%
2001	59%	13%	28%
2002	63%	12%	25%
2003	66%	12%	22%
2004	67%	11%	22%
2005	67%	11%	22%
2006	69%	11%	20%
2007	67%	10%	23%
2008	71%	11%	18%
2009	71%	11%	17%
2010	71%	11%	18%
2011			
2012			

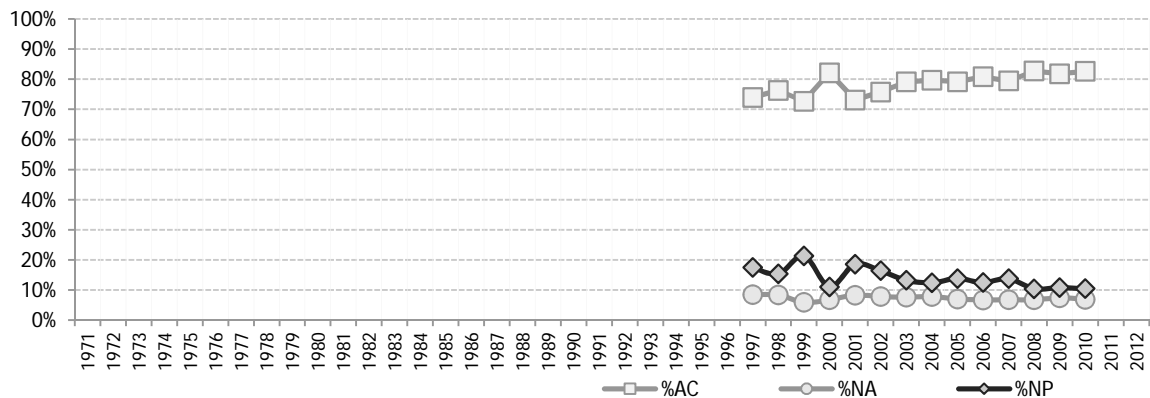
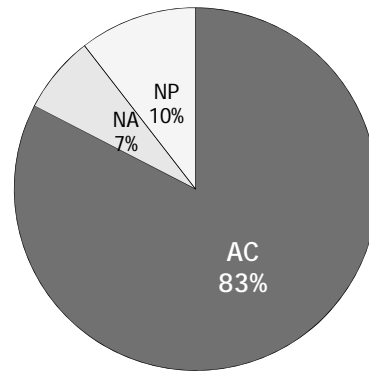
2010



Mujeres

Generación	%AC	%NA	%NP
1971			
1972			
1973			
1974			
1975			
1976			
1977			
1978			
1979			
1980			
1981			
1982			
1983			
1984			
1985			
1986			
1987			
1988			
1989			
1990			
1991			
1992			
1993			
1994			
1995			
1996			
1997	74%	9%	18%
1998	76%	8%	15%
1999	73%	6%	21%
2000	82%	7%	11%
2001	73%	8%	19%
2002	76%	8%	16%
2003	79%	8%	13%
2004	80%	8%	12%
2005	79%	7%	14%
2006	81%	7%	12%
2007	79%	7%	14%
2008	83%	7%	10%
2009	82%	7%	11%
2010	83%	7%	10%
2011			
2012			

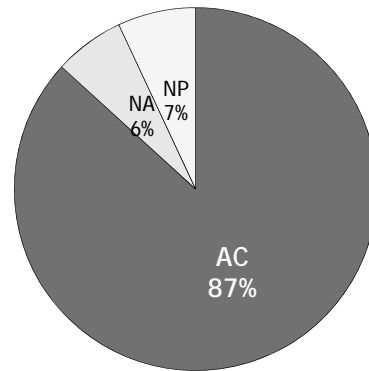
2010



Matutino

Generación	%AC	%NA	%NP
1971			
1972			
1973			
1974			
1975			
1976			
1977			
1978			
1979			
1980			
1981			
1982			
1983			
1984			
1985			
1986			
1987			
1988			
1989			
1990			
1991			
1992			
1993			
1994			
1995			
1996			
1997	72%	11%	17%
1998	69%	10%	21%
1999	77%	6%	17%
2000	86%	6%	7%
2001	77%	9%	15%
2002	79%	9%	12%
2003	83%	8%	9%
2004	85%	7%	8%
2005	85%	7%	8%
2006	86%	6%	8%
2007	85%	7%	9%
2008	86%	7%	7%
2009	87%	6%	7%
2010	87%	6%	7%
2011			
2012			

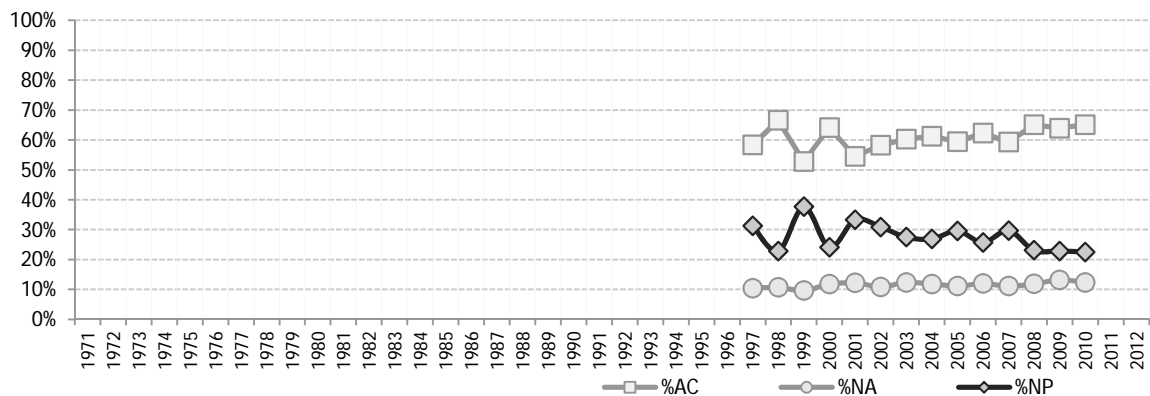
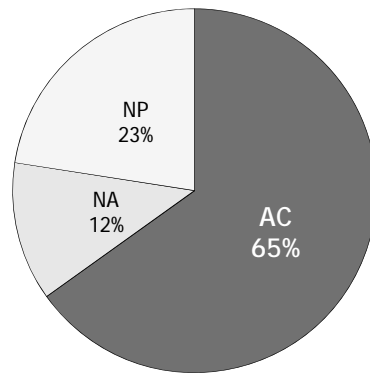
2010



Vespertino

Generación	%AC	%NA	%NP
1971			
1972			
1973			
1974			
1975			
1976			
1977			
1978			
1979			
1980			
1981			
1982			
1983			
1984			
1985			
1986			
1987			
1988			
1989			
1990			
1991			
1992			
1993			
1994			
1995			
1996			
1997	58%	10%	31%
1998	67%	11%	23%
1999	53%	10%	38%
2000	64%	12%	24%
2001	54%	12%	33%
2002	58%	11%	31%
2003	60%	12%	27%
2004	61%	12%	27%
2005	59%	11%	30%
2006	62%	12%	26%
2007	59%	11%	30%
2008	65%	12%	23%
2009	64%	13%	23%
2010	65%	12%	23%
2011			
2012			

2010



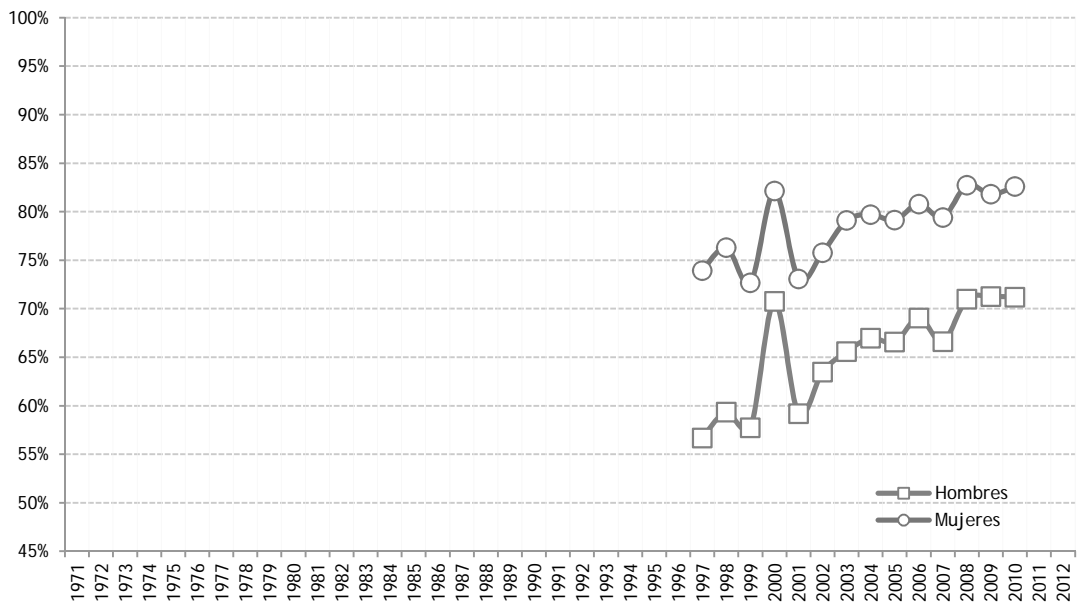
Biología II

Acreditación

Generación	Género		Turno		Plantel					CCH
	Hombres	Mujeres	Matutino	Vespertino	Azcapotzalco	Naucalpan	Vallejo	Oriente	Sur	
1971										
1972										
1973										
1974										
1975										
1976										
1977										
1978										
1979										
1980										
1981										
1982										
1983										
1984										
1985										
1986										
1987										
1988										
1989										
1990										
1991										
1992										
1993										
1994										
1995										
1996										
1997	57%	74%	72%	58%	68%	58%	60%	66%	65%	65%
1998	59%	76%	69%	67%	67%	67%	68%	69%	70%	68%
1999	58%	73%	77%	53%	65%	53%	66%	61%	68%	66%
2000	71%	82%	86%	64%	76%	64%	77%	76%	76%	77%
2001	59%	73%	77%	54%	66%	54%	66%	67%	70%	67%
2002	63%	76%	79%	58%	74%	58%	64%	72%	73%	70%
2003	66%	79%	83%	60%	75%	60%	70%	70%	76%	73%
2004	67%	80%	85%	61%	77%	61%	71%	73%	76%	74%
2005	67%	79%	85%	59%	73%	59%	71%	72%	76%	73%
2006	69%	81%	86%	62%	74%	62%	75%	74%	79%	75%
2007	67%	79%	85%	59%	74%	59%	73%	74%	74%	73%
2008	71%	83%	86%	65%	80%	65%	77%	75%	77%	77%
2009	71%	82%	87%	64%	78%	64%	77%	75%	78%	77%
2010	71%	83%	87%	65%	76%	65%	79%	76%	77%	77%
2011										
2012										

1403 Biología II

Acreditación por género



1403 Biología II

Acreditación por turno



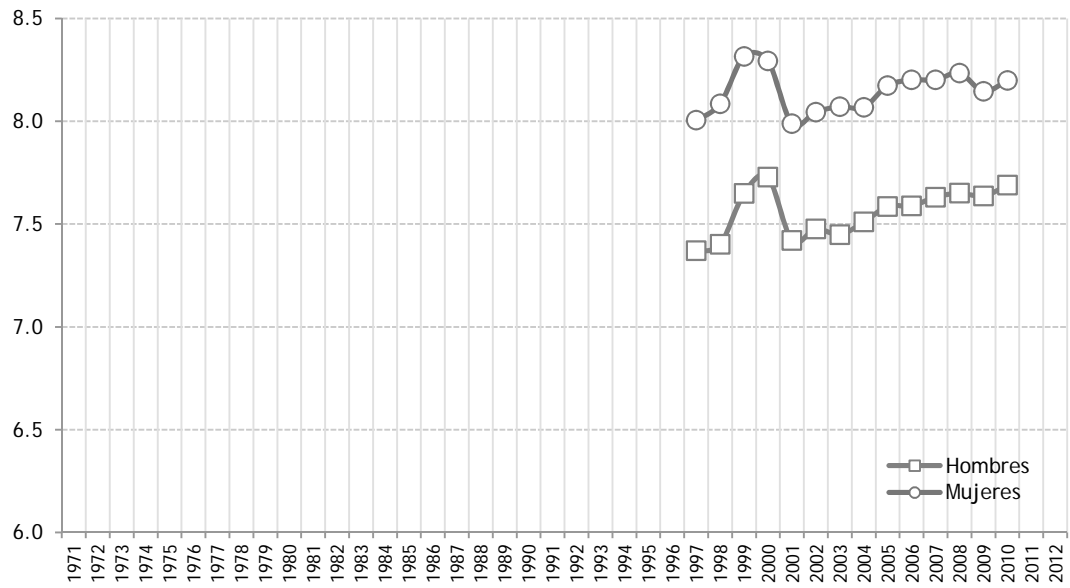
Biología II

Promedio de Calificaciones

Generación	Género		Turno		Plantel					CCH
	Hombres	Mujeres	Matutino	Vespertino	Azacapotzalco	Naucalpan	Vallejo	Oriente	Sur	
1971										
1972										
1973										
1974										
1975										
1976										
1977										
1978										
1979										
1980										
1981										
1982										
1983										
1984										
1985										
1986										
1987										
1988										
1989										
1990										
1991										
1992										
1993										
1994										
1995										
1996										
1997	7.4	8.0	7.8	7.6	7.8	7.6	7.5	7.9	7.8	7.7
1998	7.4	8.1	7.8	7.8	7.6	7.8	7.6	8.0	7.9	7.8
1999	7.6	8.3	8.3	7.5	8.0	7.5	7.9	8.1	8.3	8.0
2000	7.7	8.3	8.3	7.6	8.0	7.6	7.8	8.1	8.2	8.0
2001	7.4	8.0	8.0	7.4	7.5	7.4	7.6	7.9	8.1	7.8
2002	7.5	8.0	8.0	7.5	7.8	7.5	7.6	7.9	8.0	7.8
2003	7.4	8.1	8.0	7.4	7.7	7.4	7.8	7.8	8.0	7.8
2004	7.5	8.1	8.1	7.4	7.7	7.4	7.8	7.9	8.0	7.8
2005	7.6	8.2	8.2	7.5	7.7	7.5	7.9	8.0	8.0	7.9
2006	7.6	8.2	8.2	7.5	7.7	7.5	7.8	8.1	8.0	7.9
2007	7.6	8.2	8.2	7.5	7.8	7.5	7.9	8.2	7.9	7.9
2008	7.7	8.2	8.2	7.6	7.9	7.6	7.9	8.1	8.0	8.0
2009	7.6	8.1	8.2	7.4	7.9	7.4	7.9	8.1	7.9	7.9
2010	7.7	8.2	8.2	7.6	7.8	7.6	8.0	8.2	7.9	8.0
2011										
2012										

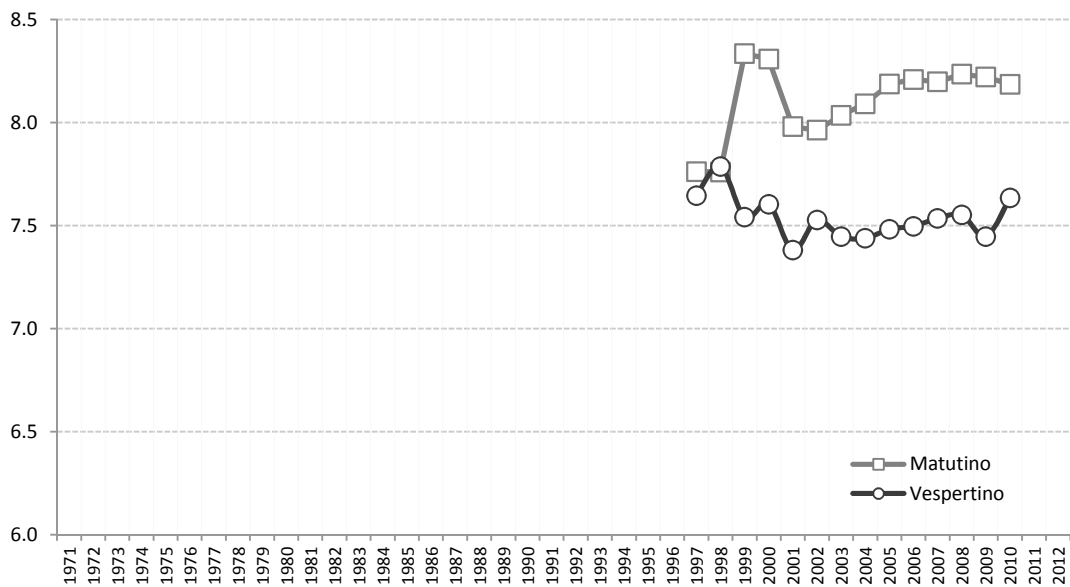
1403 Biología II

Calificación promedio por género



1403 Biología II

Calificación promedio por turno





Universidad Nacional Autónoma de México
Colegio de Ciencias y Humanidades

Biología III

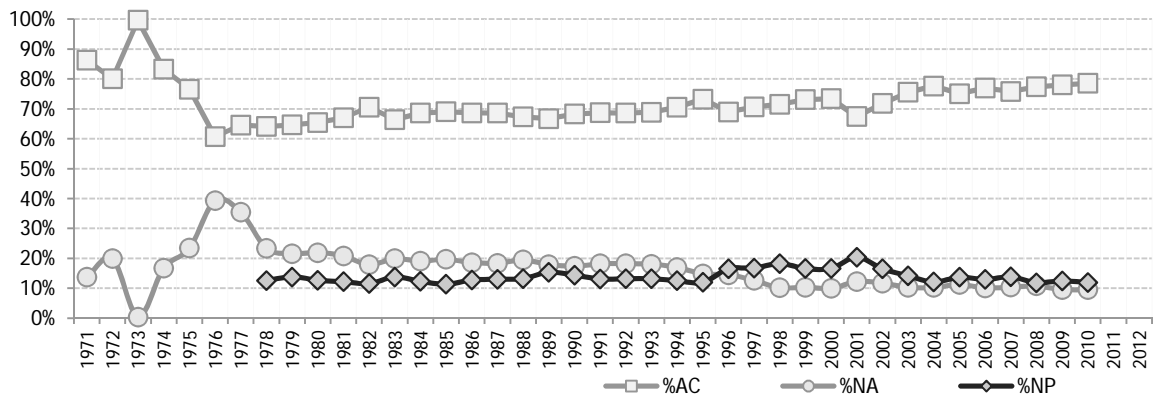
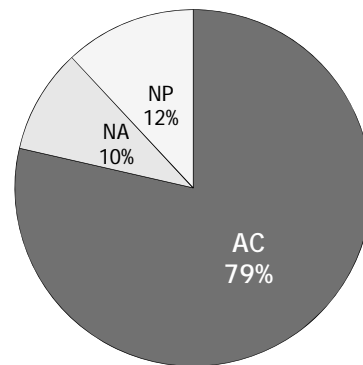
CIENCIAS EXPERIMENTALES

Asignatura incluida		Plan	Semestre	Creditos	Horas
1505	Biología III	1997	5	8	4
3034	Biología II	1971	5	10	5

Total CCH

Generación	%AC	%NA	%NP
1971	86%	14%	
1972	80%	20%	
1973	100%	0%	
1974	83%	17%	
1975	77%	23%	
1976	61%	39%	
1977	65%	35%	
1978	64%	23%	12%
1979	65%	22%	14%
1980	65%	22%	13%
1981	67%	21%	12%
1982	71%	18%	12%
1983	66%	20%	14%
1984	69%	19%	12%
1985	69%	20%	11%
1986	69%	19%	13%
1987	69%	18%	13%
1988	67%	19%	13%
1989	67%	18%	15%
1990	68%	17%	14%
1991	69%	18%	13%
1992	69%	18%	13%
1993	69%	18%	13%
1994	71%	17%	13%
1995	73%	15%	12%
1996	69%	15%	17%
1997	71%	13%	17%
1998	72%	10%	18%
1999	73%	10%	17%
2000	73%	10%	17%
2001	67%	12%	20%
2002	72%	12%	17%
2003	76%	10%	14%
2004	78%	10%	12%
2005	75%	11%	14%
2006	77%	10%	13%
2007	76%	10%	14%
2008	77%	11%	12%
2009	78%	10%	12%
2010	79%	10%	12%
2011			
2012			

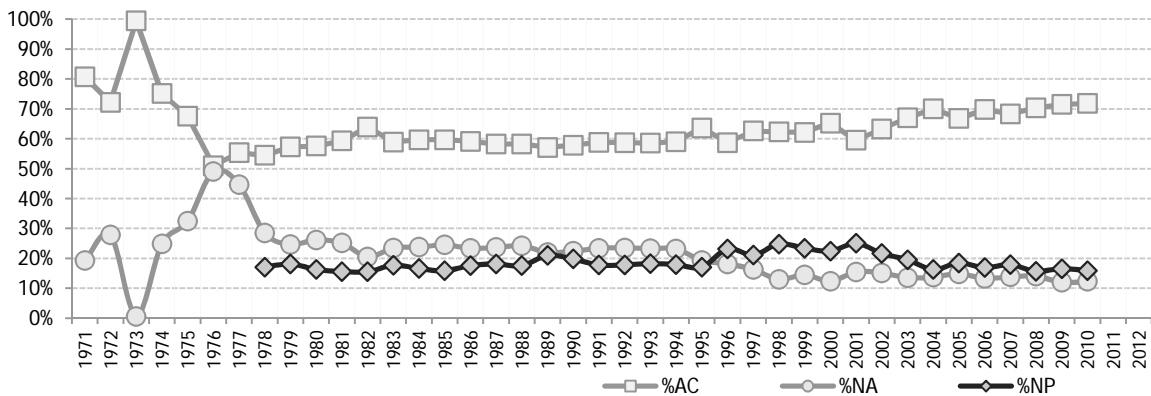
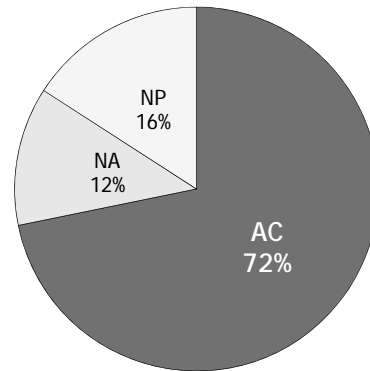
2010



Hombres

Generación	%AC	%NA	%NP
1971	81%	19%	
1972	72%	28%	
1973	99%	1%	
1974	75%	25%	
1975	68%	32%	
1976	51%	49%	
1977	55%	45%	
1978	54%	29%	17%
1979	57%	25%	18%
1980	58%	26%	16%
1981	59%	25%	16%
1982	64%	21%	16%
1983	59%	23%	18%
1984	60%	24%	17%
1985	60%	25%	16%
1986	59%	23%	18%
1987	58%	24%	18%
1988	58%	24%	18%
1989	57%	22%	21%
1990	58%	22%	20%
1991	59%	23%	18%
1992	59%	23%	18%
1993	59%	23%	18%
1994	59%	23%	18%
1995	64%	19%	17%
1996	59%	18%	23%
1997	63%	16%	21%
1998	62%	13%	25%
1999	62%	14%	23%
2000	65%	12%	22%
2001	60%	15%	25%
2002	63%	15%	22%
2003	67%	14%	20%
2004	70%	14%	16%
2005	67%	15%	18%
2006	70%	13%	17%
2007	68%	14%	18%
2008	70%	14%	16%
2009	71%	12%	17%
2010	72%	12%	16%
2011			
2012			

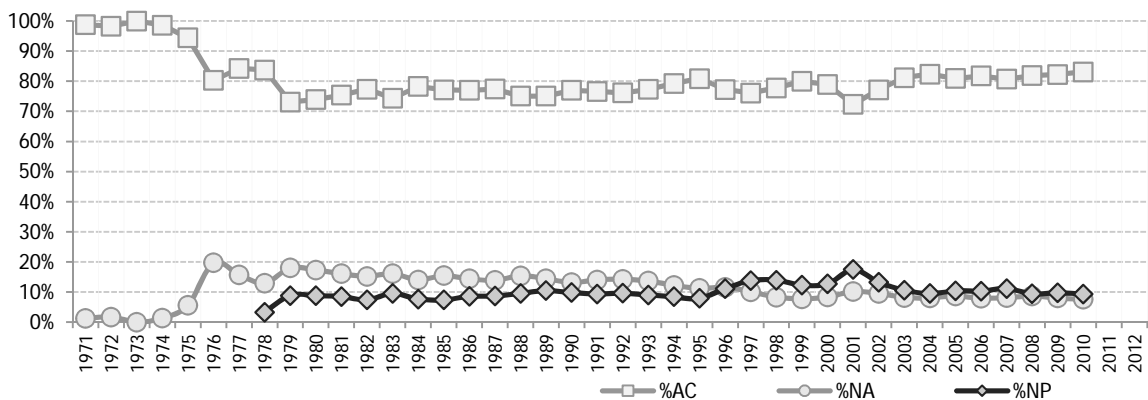
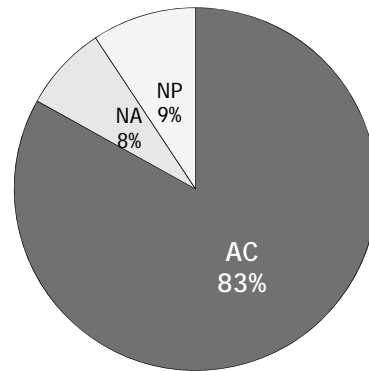
2010



Mujeres

Generación	%AC	%NA	%NP
1971	99%	1%	
1972	98%	2%	
1973	100%	0%	
1974	99%	1%	
1975	94%	6%	
1976	80%	20%	
1977	84%	16%	
1978	84%	13%	3%
1979	73%	18%	9%
1980	74%	17%	9%
1981	75%	16%	9%
1982	77%	15%	7%
1983	74%	16%	10%
1984	78%	14%	8%
1985	77%	15%	7%
1986	77%	14%	9%
1987	77%	14%	9%
1988	75%	15%	10%
1989	75%	14%	11%
1990	77%	13%	10%
1991	77%	14%	9%
1992	76%	14%	10%
1993	77%	14%	9%
1994	79%	12%	8%
1995	81%	11%	8%
1996	77%	12%	11%
1997	76%	10%	14%
1998	78%	8%	14%
1999	80%	8%	12%
2000	79%	8%	13%
2001	72%	10%	18%
2002	77%	10%	13%
2003	81%	8%	11%
2004	82%	8%	10%
2005	81%	9%	10%
2006	82%	8%	10%
2007	81%	8%	11%
2008	82%	9%	9%
2009	82%	8%	10%
2010	83%	8%	9%
2011			
2012			

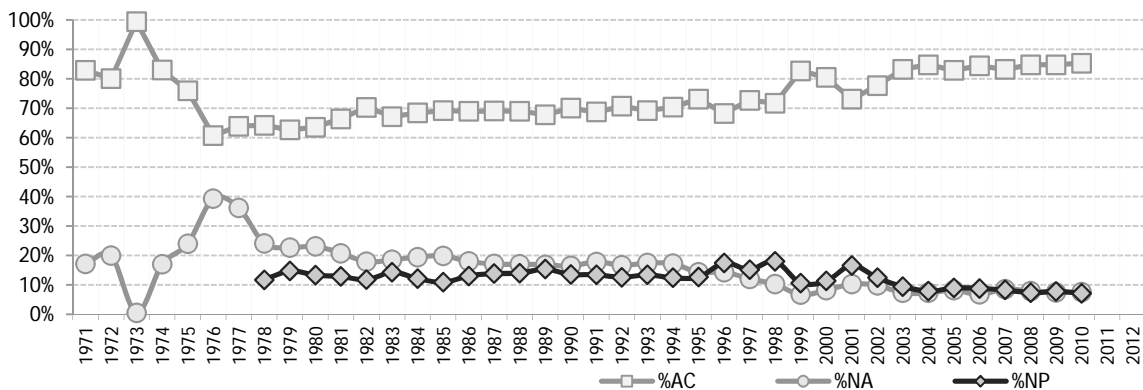
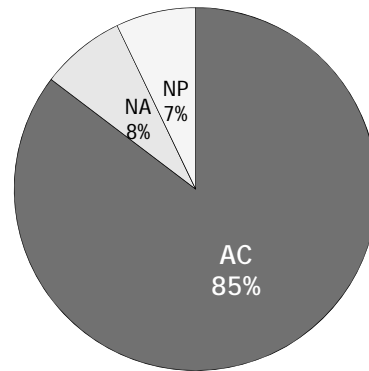
2010



Matutino

Generación	%AC	%NA	%NP
1971	83%	17%	
1972	80%	20%	
1973	99%	1%	
1974	83%	17%	
1975	76%	24%	
1976	61%	39%	
1977	64%	36%	
1978	64%	24%	12%
1979	63%	23%	15%
1980	64%	23%	13%
1981	66%	21%	13%
1982	70%	18%	12%
1983	67%	19%	14%
1984	68%	19%	12%
1985	69%	20%	11%
1986	69%	18%	13%
1987	69%	17%	14%
1988	69%	17%	14%
1989	68%	17%	15%
1990	70%	16%	14%
1991	69%	18%	13%
1992	71%	17%	13%
1993	69%	17%	13%
1994	70%	17%	12%
1995	73%	14%	13%
1996	68%	14%	17%
1997	73%	12%	15%
1998	72%	10%	18%
1999	83%	7%	11%
2000	81%	8%	11%
2001	73%	10%	17%
2002	78%	10%	12%
2003	83%	7%	9%
2004	85%	7%	8%
2005	83%	8%	9%
2006	84%	7%	9%
2007	83%	9%	8%
2008	85%	8%	7%
2009	85%	7%	8%
2010	85%	8%	7%
2011			
2012			

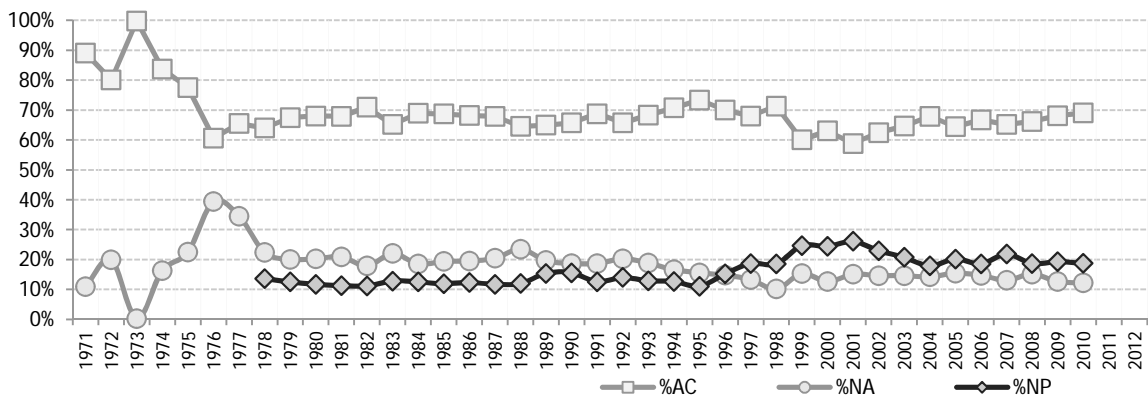
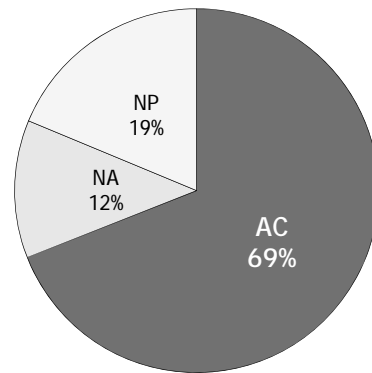
2010



Vespertino

Generación	%AC	%NA	%NP
1971	89%	11%	
1972	80%	20%	
1973	100%	0%	
1974	84%	16%	
1975	77%	23%	
1976	61%	39%	
1977	65%	35%	
1978	64%	22%	14%
1979	67%	20%	12%
1980	68%	20%	12%
1981	68%	21%	11%
1982	71%	18%	11%
1983	65%	22%	13%
1984	69%	19%	13%
1985	69%	19%	12%
1986	68%	20%	12%
1987	68%	20%	12%
1988	65%	23%	12%
1989	65%	20%	15%
1990	66%	19%	16%
1991	69%	19%	13%
1992	66%	20%	14%
1993	68%	19%	13%
1994	71%	17%	13%
1995	73%	16%	11%
1996	70%	15%	15%
1997	68%	13%	19%
1998	71%	10%	19%
1999	60%	15%	25%
2000	63%	13%	24%
2001	59%	15%	26%
2002	62%	15%	23%
2003	65%	15%	21%
2004	68%	14%	18%
2005	64%	15%	20%
2006	67%	15%	19%
2007	65%	13%	22%
2008	66%	15%	19%
2009	68%	13%	19%
2010	69%	12%	19%
2011			
2012			

2010



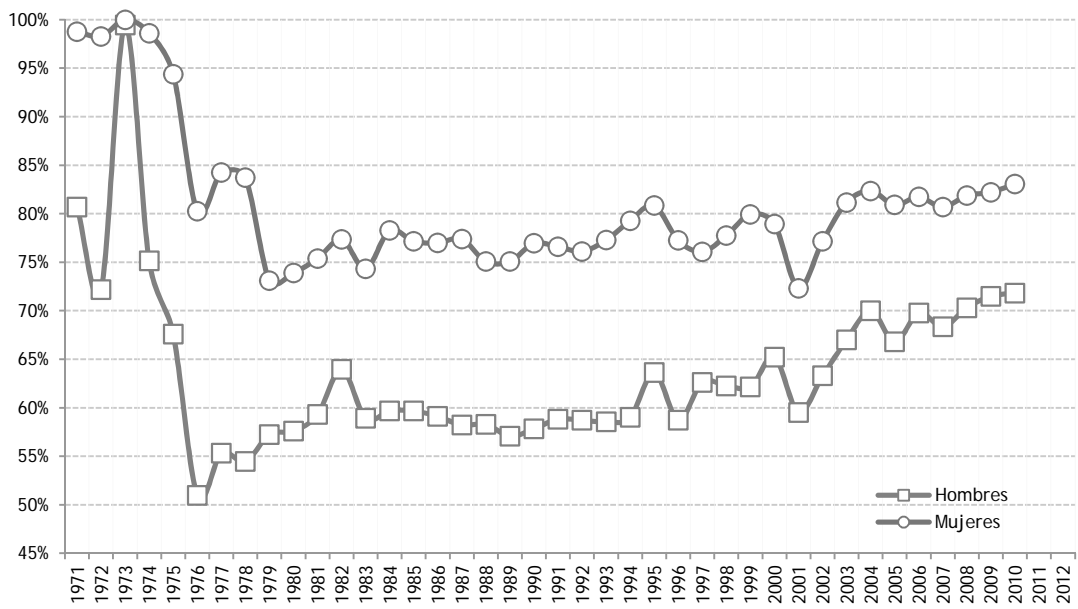
Biología III

Acreditación

Generación	Género		Turno		Plantel					CCH
	Hombres	Mujeres	Matutino	Vespertino	Azcapotzalco	Naucalpan	Vallejo	Oriente	Sur	
1971	81%	99%	83%	89%	93%	89%	82%			86%
1972	72%	98%	80%	80%	80%	80%	81%	81%	79%	80%
1973	99%	100%	99%	100%	99%	100%	100%	100%	100%	100%
1974	75%	99%	83%	84%	81%	84%	84%	85%	84%	83%
1975	68%	94%	76%	77%	66%	77%	71%	79%	87%	77%
1976	51%	80%	61%	61%	61%	61%	61%	55%	67%	61%
1977	55%	84%	64%	65%	62%	65%	66%	60%	73%	65%
1978	54%	84%	64%	64%	67%	64%	61%	59%	69%	64%
1979	57%	73%	63%	67%	67%	67%	63%	58%	70%	65%
1980	58%	74%	64%	68%	68%	68%	66%	59%	70%	65%
1981	59%	75%	66%	68%	71%	68%	65%	62%	72%	67%
1982	64%	77%	70%	71%	72%	71%	74%	68%	74%	71%
1983	59%	74%	67%	65%	67%	65%	68%	61%	73%	66%
1984	60%	78%	68%	69%	68%	69%	68%	64%	73%	69%
1985	60%	77%	69%	69%	66%	69%	73%	66%	69%	69%
1986	59%	77%	69%	68%	67%	68%	69%	67%	70%	69%
1987	58%	77%	69%	68%	71%	68%	70%	70%	66%	69%
1988	58%	75%	69%	65%	65%	65%	72%	66%	67%	67%
1989	57%	75%	68%	65%	64%	65%	68%	67%	69%	67%
1990	58%	77%	70%	66%	66%	66%	69%	67%	70%	68%
1991	59%	77%	69%	69%	67%	69%	70%	66%	73%	69%
1992	59%	76%	71%	66%	62%	66%	71%	69%	72%	69%
1993	59%	77%	69%	68%	63%	68%	73%	71%	69%	69%
1994	59%	79%	70%	71%	71%	71%	72%	70%	72%	71%
1995	64%	81%	73%	73%	70%	73%	72%	75%	77%	73%
1996	59%	77%	68%	70%	64%	70%	71%	67%	70%	69%
1997	63%	76%	73%	68%	65%	68%	68%	73%	70%	71%
1998	62%	78%	72%	71%	70%	71%	70%	71%	70%	72%
1999	62%	80%	83%	60%	68%	60%	72%	75%	74%	73%
2000	65%	79%	81%	63%	70%	63%	73%	76%	73%	73%
2001	60%	72%	73%	59%	60%	59%	68%	71%	70%	67%
2002	63%	77%	78%	62%	71%	62%	68%	75%	75%	72%
2003	67%	81%	83%	65%	73%	65%	76%	79%	76%	76%
2004	70%	82%	85%	68%	77%	68%	76%	82%	80%	78%
2005	67%	81%	83%	64%	70%	64%	75%	76%	78%	75%
2006	70%	82%	84%	67%	73%	67%	75%	79%	78%	77%
2007	68%	81%	83%	65%	75%	65%	75%	77%	76%	76%
2008	70%	82%	85%	66%	77%	66%	75%	78%	80%	77%
2009	71%	82%	85%	68%	78%	68%	78%	78%	77%	78%
2010	72%	83%	85%	69%	78%	69%	80%	79%	76%	79%
2011										
2012										

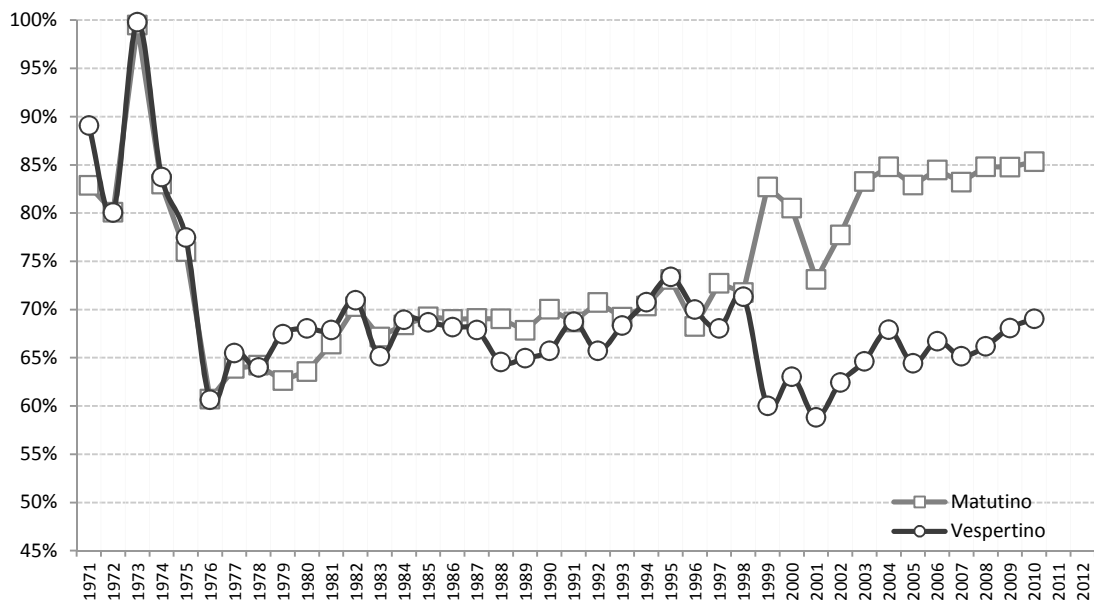
1505 Biología III

Acreditación por género



1505 Biología III

Acreditación por turno



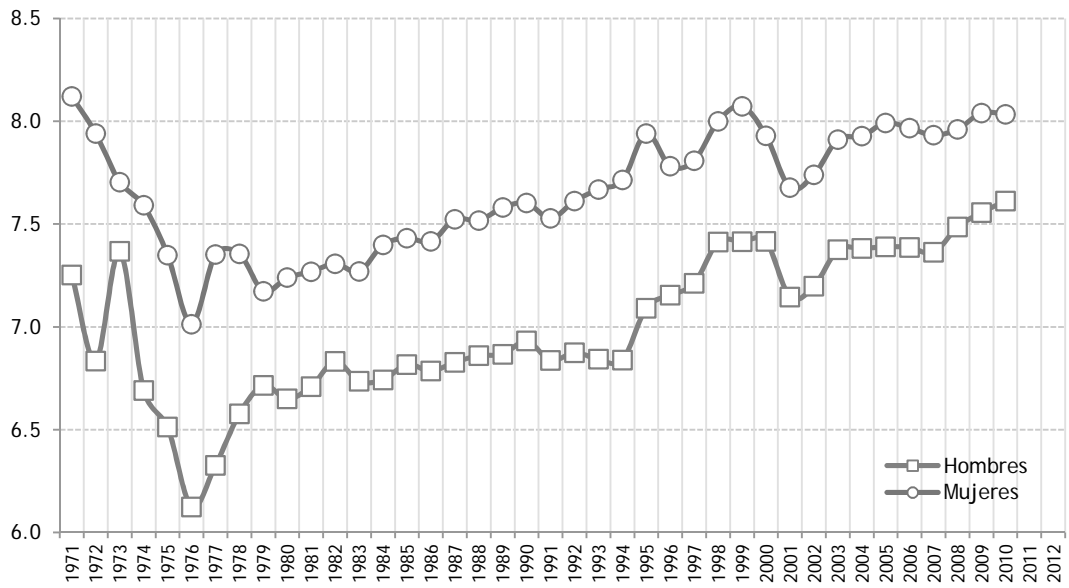
Biología III

Promedio de Calificaciones

Generación	Género		Turno		Plantel					CCH
	Hombres	Mujeres	Matutino	Vespertino	Azacapotzalco	Naucalpan	Vallejo	Oriente	Sur	
1971	7.3	8.1	7.3	7.7	7.7	7.7	7.4			7.5
1972	6.8	7.9	7.2	7.1	7.1	7.1	7.1	7.2	7.2	7.2
1973	7.4	7.7	7.4	7.5	7.5	7.5	7.3	7.6	7.7	7.5
1974	6.7	7.6	7.0	7.0	6.8	7.0	6.9	7.1	7.1	7.0
1975	6.5	7.3	6.8	6.8	6.4	6.8	6.6	6.9	7.2	6.8
1976	6.1	7.0	6.4	6.5	6.3	6.5	6.4	6.3	6.7	6.4
1977	6.3	7.4	6.6	6.7	6.5	6.7	6.7	6.5	7.0	6.7
1978	6.6	7.4	6.8	6.9	6.7	6.9	6.6	6.8	7.1	6.9
1979	6.7	7.2	6.9	7.0	6.9	7.0	6.9	6.7	7.1	6.9
1980	6.7	7.2	6.9	7.0	6.9	7.0	7.0	6.7	7.2	6.9
1981	6.7	7.3	7.0	6.9	6.9	6.9	6.9	6.9	7.2	7.0
1982	6.8	7.3	7.1	7.0	7.0	7.0	7.2	7.0	7.2	7.1
1983	6.7	7.3	7.1	6.8	6.9	6.8	7.0	6.7	7.4	7.0
1984	6.7	7.4	7.1	7.0	7.0	7.0	7.0	6.8	7.3	7.1
1985	6.8	7.4	7.2	7.1	7.1	7.1	7.3	6.9	7.2	7.2
1986	6.8	7.4	7.2	7.1	6.9	7.1	7.2	7.0	7.3	7.1
1987	6.8	7.5	7.3	7.1	7.2	7.1	7.3	7.4	7.1	7.2
1988	6.9	7.5	7.4	7.0	6.9	7.0	7.4	7.3	7.3	7.2
1989	6.9	7.6	7.4	7.1	7.0	7.1	7.3	7.4	7.3	7.3
1990	6.9	7.6	7.3	7.3	6.9	7.3	7.5	7.4	7.4	7.3
1991	6.8	7.5	7.3	7.2	7.0	7.2	7.3	7.3	7.4	7.2
1992	6.9	7.6	7.4	7.2	6.9	7.2	7.6	7.3	7.5	7.3
1993	6.8	7.7	7.3	7.3	7.0	7.3	7.6	7.4	7.4	7.3
1994	6.8	7.7	7.4	7.3	7.1	7.3	7.6	7.3	7.5	7.4
1995	7.1	7.9	7.7	7.5	7.1	7.5	7.7	7.9	7.8	7.6
1996	7.2	7.8	7.5	7.5	7.0	7.5	7.7	7.5	7.6	7.5
1997	7.2	7.8	7.6	7.6	7.2	7.6	7.5	7.7	7.8	7.6
1998	7.4	8.0	7.8	7.8	7.6	7.8	7.7	8.0	7.8	7.8
1999	7.4	8.1	8.2	7.3	7.6	7.3	7.8	8.1	7.8	7.8
2000	7.4	7.9	8.0	7.3	7.5	7.3	7.7	7.9	7.8	7.7
2001	7.1	7.7	7.7	7.2	7.2	7.2	7.5	7.7	7.5	7.5
2002	7.2	7.7	7.7	7.2	7.4	7.2	7.4	7.6	7.8	7.5
2003	7.4	7.9	7.9	7.3	7.4	7.3	7.8	8.0	7.9	7.7
2004	7.4	7.9	8.0	7.3	7.4	7.3	7.6	8.1	7.9	7.7
2005	7.4	8.0	8.0	7.3	7.5	7.3	7.7	8.0	7.8	7.8
2006	7.4	8.0	8.1	7.3	7.4	7.3	7.7	8.1	7.8	7.7
2007	7.4	7.9	8.0	7.3	7.5	7.3	7.7	7.9	7.8	7.7
2008	7.5	8.0	8.1	7.3	7.7	7.3	7.7	7.9	7.9	7.8
2009	7.6	8.0	8.1	7.5	7.7	7.5	8.0	7.9	7.7	7.9
2010	7.6	8.0	8.1	7.5	7.6	7.5	8.0	8.0	7.9	7.9
2011										
2012										

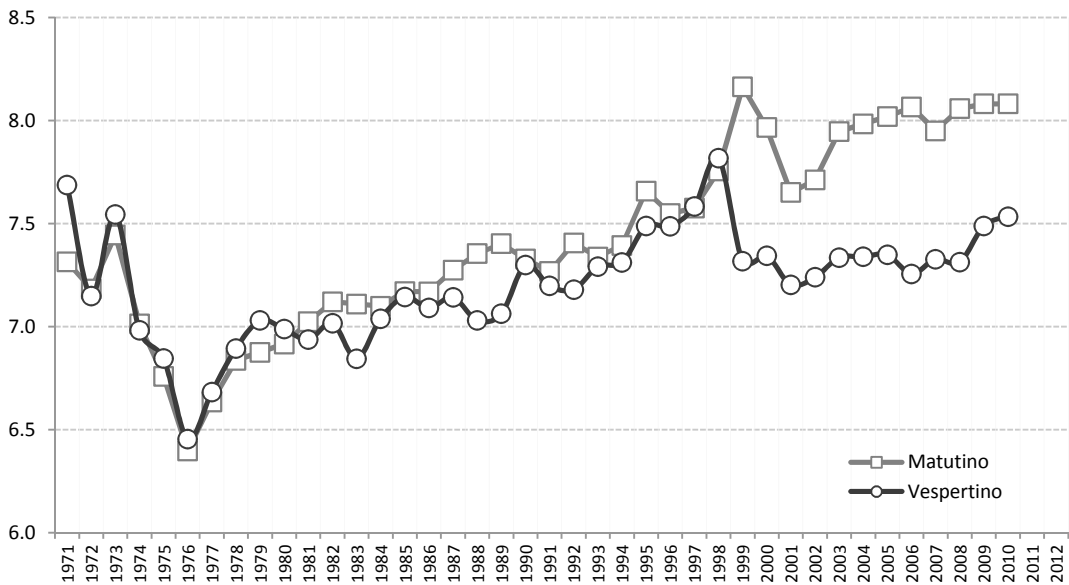
1505 Biología III

Calificación promedio por género



1505 Biología III

Calificación promedio por turno





Universidad Nacional Autónoma de México
Colegio de Ciencias y Humanidades

Biología IV

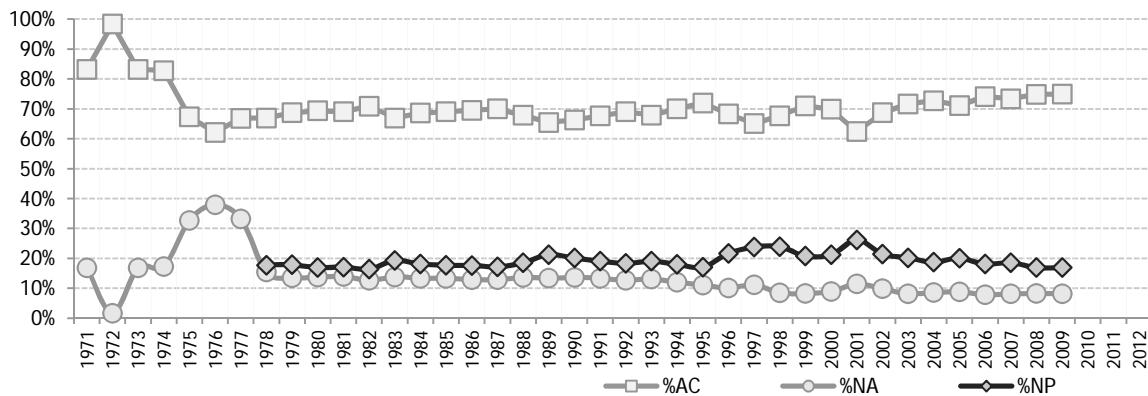
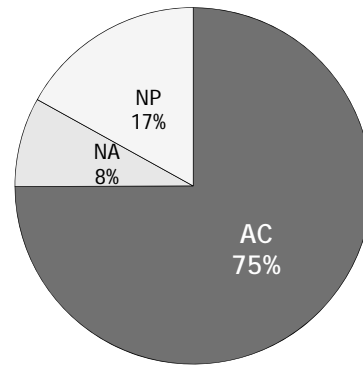
CIENCIAS EXPERIMENTALES

		Asignatura incluida	Plan	Semestre	Creditos	Horas
1605	Biología IV		1997	6	8	4
3056	Biología III		1971	6	10	5

Total CCH

Generación	%AC	%NA	%NP
1971	83%	17%	
1972	98%	2%	
1973	83%	17%	
1974	83%	17%	
1975	67%	33%	
1976	62%	38%	
1977	67%	33%	
1978	67%	15%	18%
1979	69%	13%	18%
1980	69%	14%	17%
1981	69%	14%	17%
1982	71%	13%	16%
1983	67%	14%	19%
1984	69%	13%	18%
1985	69%	13%	18%
1986	70%	13%	18%
1987	70%	13%	17%
1988	68%	14%	18%
1989	65%	13%	21%
1990	66%	14%	20%
1991	68%	13%	19%
1992	69%	13%	18%
1993	68%	13%	19%
1994	70%	12%	18%
1995	72%	11%	17%
1996	68%	10%	22%
1997	65%	11%	24%
1998	68%	8%	24%
1999	71%	8%	21%
2000	70%	9%	21%
2001	62%	11%	26%
2002	69%	10%	21%
2003	72%	8%	20%
2004	73%	9%	19%
2005	71%	9%	20%
2006	74%	8%	18%
2007	73%	8%	19%
2008	75%	8%	17%
2009	75%	8%	17%
2010			
2011			
2012			

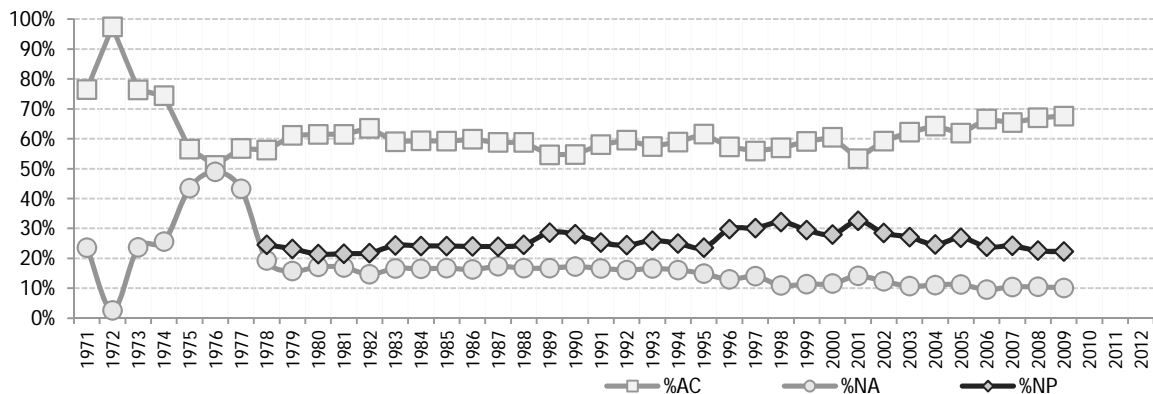
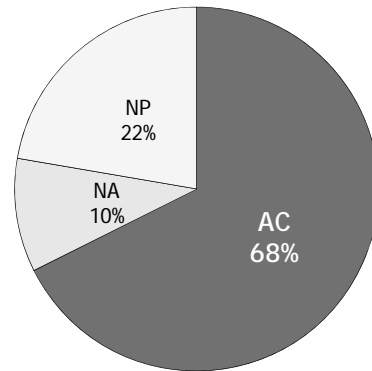
2009



Hombres

Generación	%AC	%NA	%NP
1971	76%	24%	
1972	97%	3%	
1973	76%	24%	
1974	74%	26%	
1975	57%	43%	
1976	51%	49%	
1977	57%	43%	
1978	56%	19%	25%
1979	61%	16%	23%
1980	61%	17%	21%
1981	61%	17%	22%
1982	64%	15%	22%
1983	59%	17%	24%
1984	59%	17%	24%
1985	59%	17%	24%
1986	60%	16%	24%
1987	59%	17%	24%
1988	59%	17%	25%
1989	55%	17%	29%
1990	55%	17%	28%
1991	58%	17%	25%
1992	60%	16%	24%
1993	57%	17%	26%
1994	59%	16%	25%
1995	62%	15%	24%
1996	57%	13%	30%
1997	56%	14%	30%
1998	57%	11%	32%
1999	59%	11%	29%
2000	60%	12%	28%
2001	53%	14%	33%
2002	59%	12%	28%
2003	62%	11%	27%
2004	64%	11%	25%
2005	62%	11%	27%
2006	67%	10%	24%
2007	65%	10%	24%
2008	67%	10%	23%
2009	68%	10%	22%
2010			
2011			
2012			

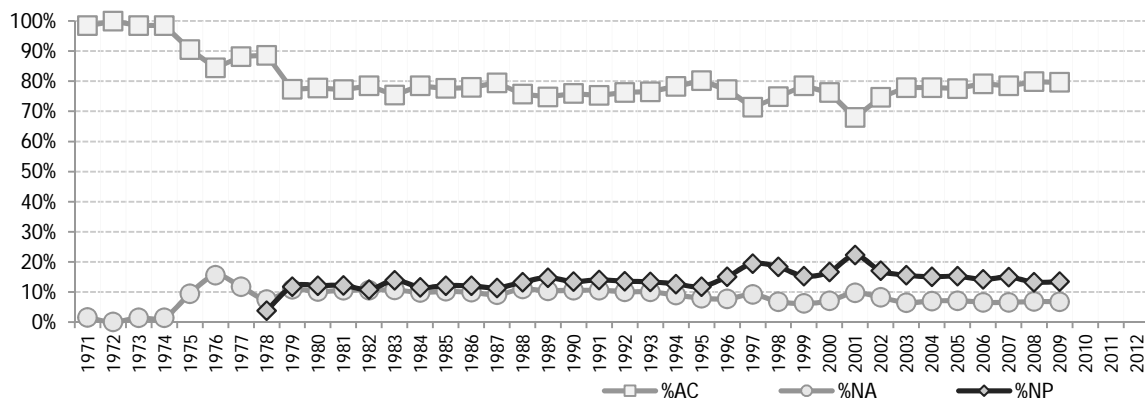
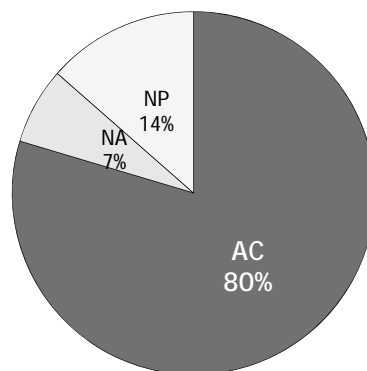
2009



Mujeres

Generación	%AC	%NA	%NP
1971	98%	2%	
1972	100%	0%	
1973	98%	2%	
1974	98%	2%	
1975	91%	9%	
1976	84%	16%	
1977	88%	12%	
1978	89%	8%	4%
1979	77%	11%	12%
1980	78%	10%	12%
1981	77%	11%	12%
1982	78%	11%	11%
1983	75%	11%	14%
1984	78%	10%	12%
1985	78%	10%	12%
1986	78%	10%	12%
1987	79%	9%	11%
1988	76%	11%	13%
1989	75%	10%	15%
1990	76%	11%	13%
1991	75%	11%	14%
1992	76%	10%	14%
1993	77%	10%	13%
1994	78%	9%	13%
1995	80%	8%	12%
1996	77%	8%	15%
1997	71%	9%	19%
1998	75%	7%	18%
1999	78%	6%	15%
2000	76%	7%	17%
2001	68%	10%	22%
2002	75%	8%	17%
2003	78%	7%	16%
2004	78%	7%	15%
2005	78%	7%	15%
2006	79%	7%	14%
2007	78%	7%	15%
2008	80%	7%	13%
2009	80%	7%	14%
2010			
2011			
2012			

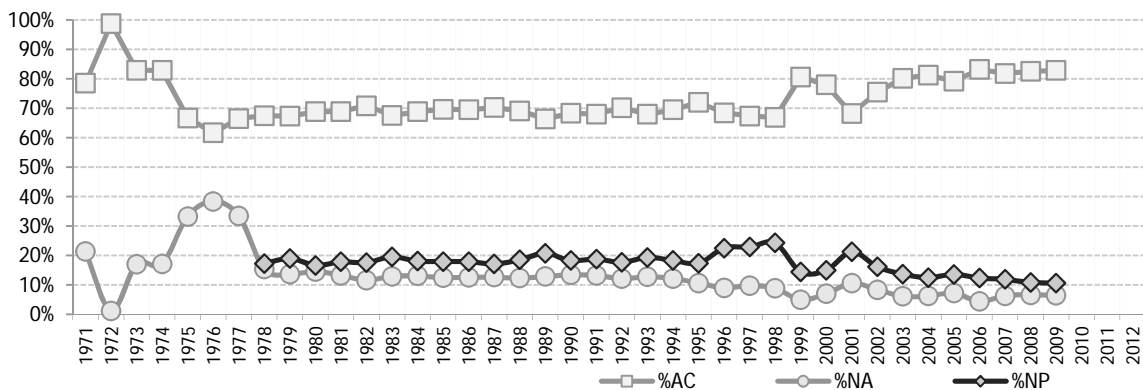
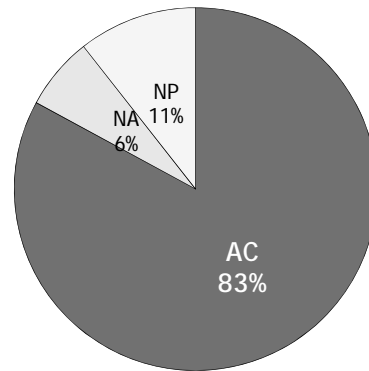
2009



Matutino

Generación	%AC	%NA	%NP
1971	79%	21%	
1972	99%	1%	
1973	83%	17%	
1974	83%	17%	
1975	67%	33%	
1976	62%	38%	
1977	67%	33%	
1978	67%	15%	17%
1979	67%	14%	19%
1980	69%	15%	17%
1981	69%	13%	18%
1982	71%	12%	18%
1983	68%	13%	20%
1984	69%	13%	18%
1985	70%	12%	18%
1986	70%	13%	18%
1987	70%	13%	17%
1988	69%	12%	19%
1989	66%	13%	21%
1990	68%	13%	18%
1991	68%	13%	19%
1992	70%	12%	18%
1993	68%	13%	19%
1994	70%	12%	18%
1995	72%	11%	17%
1996	69%	9%	22%
1997	67%	10%	23%
1998	67%	9%	24%
1999	81%	5%	14%
2000	78%	7%	15%
2001	68%	11%	21%
2002	76%	8%	16%
2003	80%	6%	14%
2004	81%	6%	12%
2005	79%	7%	14%
2006	83%	4%	12%
2007	82%	6%	12%
2008	83%	7%	11%
2009	83%	6%	11%
2010			
2011			
2012			

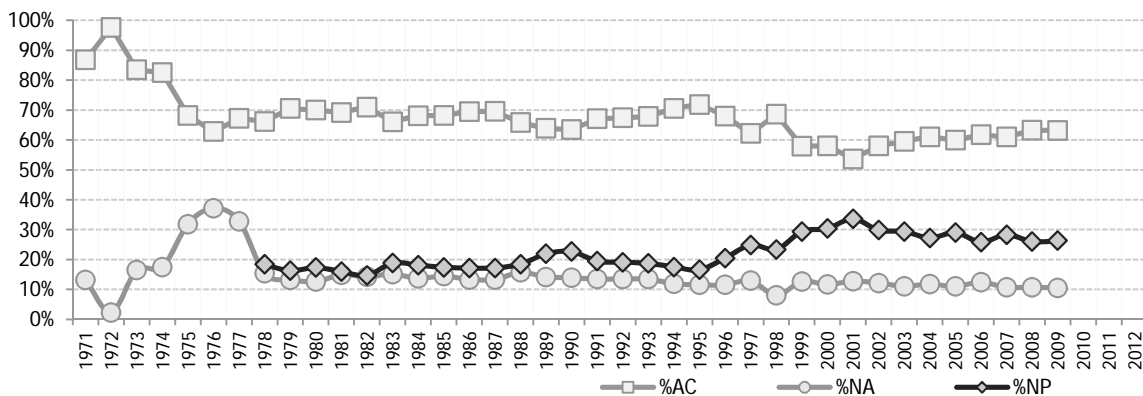
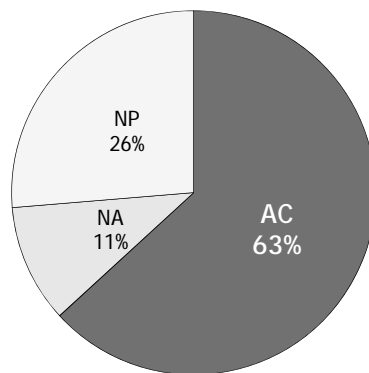
2009



Vespertino

Generación	%AC	%NA	%NP
1971	87%	13%	
1972	98%	2%	
1973	83%	17%	
1974	83%	17%	
1975	68%	32%	
1976	63%	37%	
1977	67%	33%	
1978	66%	15%	18%
1979	71%	13%	16%
1980	70%	13%	17%
1981	69%	15%	16%
1982	71%	14%	15%
1983	66%	15%	19%
1984	68%	14%	18%
1985	68%	14%	17%
1986	69%	13%	17%
1987	70%	13%	17%
1988	66%	16%	18%
1989	64%	14%	22%
1990	63%	14%	23%
1991	67%	13%	19%
1992	67%	13%	19%
1993	68%	13%	19%
1994	71%	12%	18%
1995	72%	12%	17%
1996	68%	12%	20%
1997	62%	13%	25%
1998	69%	8%	23%
1999	58%	13%	29%
2000	58%	12%	30%
2001	54%	13%	34%
2002	58%	12%	30%
2003	60%	11%	29%
2004	61%	12%	27%
2005	60%	11%	29%
2006	62%	12%	26%
2007	61%	11%	28%
2008	63%	11%	26%
2009	63%	11%	26%
2010			
2011			
2012			

2009



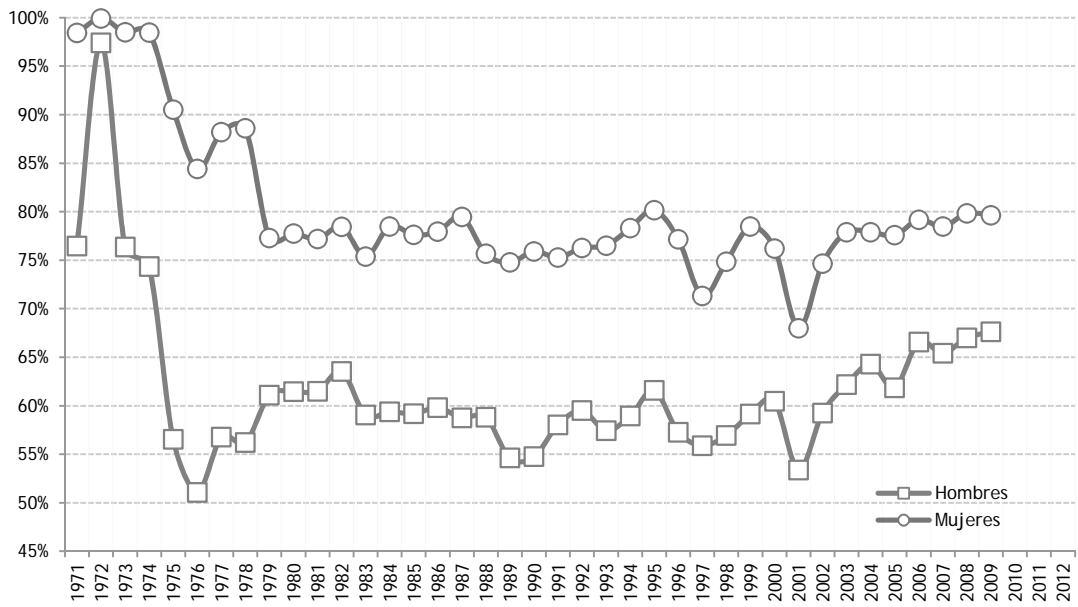
Biología IV

Acreditación

Generación	Género		Turno		Plantel					CCH
	Hombres	Mujeres	Matutino	Vespertino	Azcapotzalco	Naucalpan	Vallejo	Oriente	Sur	
1971	76%	98%	79%	87%	89%	87%	79%			83%
1972	97%	100%	99%	98%	100%	98%	93%	100%	100%	98%
1973	76%	98%	83%	83%	83%	83%	84%	85%	80%	83%
1974	74%	98%	83%	83%	81%	83%	84%	82%	83%	83%
1975	57%	91%	67%	68%	66%	68%	69%	65%	72%	67%
1976	51%	84%	62%	63%	62%	63%	65%	58%	64%	62%
1977	57%	88%	67%	67%	64%	67%	69%	65%	72%	67%
1978	56%	89%	67%	66%	65%	66%	67%	61%	70%	67%
1979	61%	77%	67%	71%	73%	71%	66%	67%	70%	69%
1980	61%	78%	69%	70%	73%	70%	70%	68%	71%	69%
1981	61%	77%	69%	69%	70%	69%	68%	66%	73%	69%
1982	64%	78%	71%	71%	73%	71%	72%	69%	72%	71%
1983	59%	75%	68%	66%	66%	66%	70%	63%	72%	67%
1984	59%	78%	69%	68%	67%	68%	68%	66%	69%	69%
1985	59%	78%	70%	68%	69%	68%	72%	66%	69%	69%
1986	60%	78%	70%	69%	69%	69%	71%	70%	69%	70%
1987	59%	79%	70%	70%	73%	70%	73%	71%	67%	70%
1988	59%	76%	69%	66%	66%	66%	71%	67%	68%	68%
1989	55%	75%	66%	64%	66%	64%	66%	65%	67%	65%
1990	55%	76%	68%	63%	66%	63%	66%	63%	68%	66%
1991	58%	75%	68%	67%	68%	67%	68%	67%	71%	68%
1992	60%	76%	70%	67%	64%	67%	70%	71%	72%	69%
1993	57%	77%	68%	68%	64%	68%	69%	70%	69%	68%
1994	59%	78%	70%	71%	72%	71%	65%	72%	71%	70%
1995	62%	80%	72%	72%	69%	72%	72%	72%	74%	72%
1996	57%	77%	69%	68%	65%	68%	68%	69%	68%	68%
1997	56%	71%	67%	62%	60%	62%	64%	67%	68%	65%
1998	57%	75%	67%	69%	65%	69%	65%	68%	67%	68%
1999	59%	78%	81%	58%	66%	58%	72%	72%	72%	71%
2000	60%	76%	78%	58%	65%	58%	71%	73%	70%	70%
2001	53%	68%	68%	54%	56%	54%	62%	65%	66%	62%
2002	59%	75%	76%	58%	69%	58%	66%	74%	70%	69%
2003	62%	78%	80%	60%	67%	60%	73%	75%	73%	72%
2004	64%	78%	81%	61%	70%	61%	74%	77%	75%	73%
2005	62%	78%	79%	60%	66%	60%	70%	70%	76%	71%
2006	67%	79%	83%	62%	71%	62%	73%	75%	78%	74%
2007	65%	78%	82%	61%	72%	61%	74%	74%	74%	73%
2008	67%	80%	83%	63%	74%	63%	71%	74%	79%	75%
2009	68%	80%	83%	63%	71%	63%	75%	75%	80%	75%
2010										
2011										
2012										

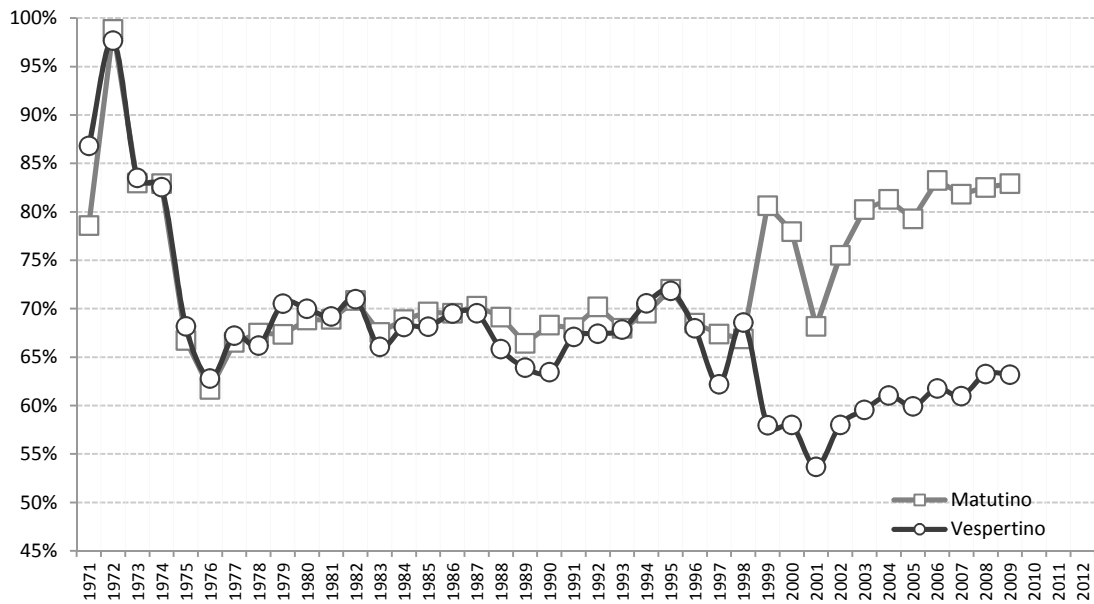
1605 Biología IV

Acreditación por género



1605 Biología IV

Acreditación por turno



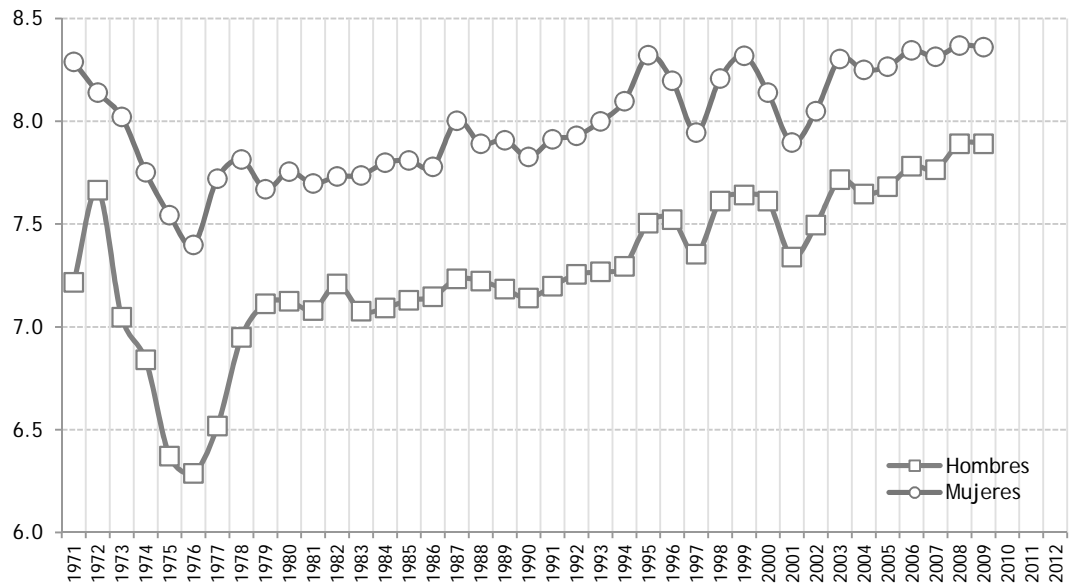
Biología IV

Promedio de Calificaciones

Generación	Género		Turno		Plantel					CCH
	Hombres	Mujeres	Matutino	Vespertino	Azacapotzalco	Naucalpan	Vallejo	Oriente	Sur	
1971	7.2	8.3	7.3	7.7	7.7	7.7	7.4			7.5
1972	7.7	8.1	7.8	7.9	7.7	7.9	7.5	8.0	8.0	7.8
1973	7.0	8.0	7.3	7.4	7.3	7.4	7.3	7.4	7.3	7.3
1974	6.8	7.8	7.1	7.2	6.9	7.2	7.1	7.1	7.5	7.2
1975	6.4	7.5	6.7	6.8	6.7	6.8	6.7	6.8	6.9	6.7
1976	6.3	7.4	6.6	6.7	6.5	6.7	6.7	6.5	6.8	6.7
1977	6.5	7.7	6.9	7.0	6.8	7.0	6.8	6.9	7.2	6.9
1978	6.9	7.8	7.3	7.3	7.2	7.3	7.2	6.9	7.6	7.3
1979	7.1	7.7	7.4	7.3	7.6	7.3	7.4	7.2	7.6	7.4
1980	7.1	7.8	7.4	7.5	7.5	7.5	7.5	7.4	7.6	7.4
1981	7.1	7.7	7.4	7.3	7.5	7.3	7.3	7.3	7.5	7.4
1982	7.2	7.7	7.6	7.3	7.6	7.3	7.6	7.3	7.6	7.5
1983	7.1	7.7	7.5	7.3	7.3	7.3	7.4	7.3	7.6	7.4
1984	7.1	7.8	7.5	7.5	7.5	7.5	7.4	7.3	7.5	7.5
1985	7.1	7.8	7.6	7.5	7.5	7.5	7.7	7.2	7.6	7.5
1986	7.1	7.8	7.5	7.5	7.3	7.5	7.7	7.6	7.5	7.5
1987	7.2	8.0	7.7	7.6	7.7	7.6	7.9	7.8	7.6	7.7
1988	7.2	7.9	7.7	7.5	7.4	7.5	7.8	7.8	7.6	7.6
1989	7.2	7.9	7.7	7.5	7.5	7.5	7.6	7.8	7.6	7.6
1990	7.1	7.8	7.5	7.6	7.5	7.6	7.6	7.5	7.7	7.5
1991	7.2	7.9	7.7	7.6	7.5	7.6	7.7	7.8	7.7	7.6
1992	7.3	7.9	7.7	7.6	7.3	7.6	7.8	7.8	7.7	7.7
1993	7.3	8.0	7.7	7.7	7.7	7.7	8.0	7.6	7.8	7.7
1994	7.3	8.1	7.7	7.9	7.7	7.9	7.9	7.9	7.8	7.8
1995	7.5	8.3	8.0	8.0	7.7	8.0	8.0	8.1	8.2	8.0
1996	7.5	8.2	8.0	7.9	7.6	7.9	8.0	8.1	8.0	7.9
1997	7.4	7.9	7.8	7.6	7.1	7.6	7.5	8.2	8.0	7.7
1998	7.6	8.2	7.9	8.1	7.6	8.1	7.9	8.3	8.0	8.0
1999	7.6	8.3	8.4	7.6	7.6	7.6	8.1	8.4	8.2	8.1
2000	7.6	8.1	8.1	7.6	7.6	7.6	7.9	8.2	8.0	7.9
2001	7.3	7.9	7.8	7.5	7.4	7.5	7.6	7.9	7.9	7.7
2002	7.5	8.0	8.0	7.5	7.8	7.5	7.7	8.1	8.0	7.9
2003	7.7	8.3	8.3	7.7	7.9	7.7	8.0	8.5	8.2	8.1
2004	7.6	8.3	8.3	7.6	7.7	7.6	8.1	8.3	8.2	8.0
2005	7.7	8.3	8.3	7.7	7.7	7.7	8.0	8.1	8.2	8.0
2006	7.8	8.3	8.4	7.6	7.8	7.6	8.1	8.3	8.3	8.1
2007	7.8	8.3	8.3	7.7	7.9	7.7	8.2	8.2	8.1	8.1
2008	7.9	8.4	8.4	7.8	8.1	7.8	8.1	8.3	8.2	8.2
2009	7.9	8.4	8.4	7.8	7.9	7.8	8.4	8.3	8.3	8.2
2010										
2011										
2012										

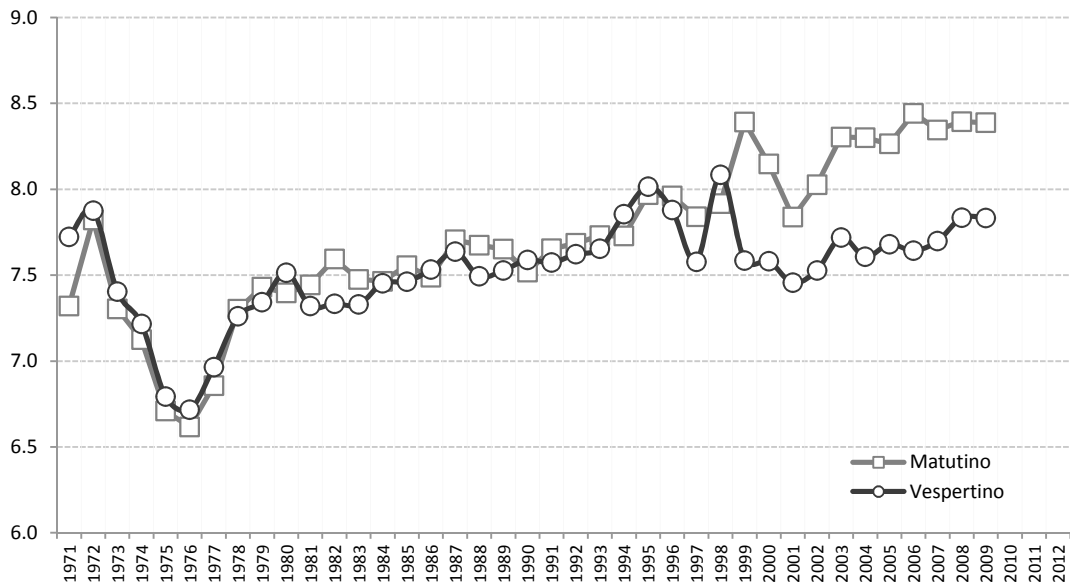
1605 Biología IV

Calificación promedio por género



1605 Biología IV

Calificación promedio por turno





Universidad Nacional Autónoma de México
Colegio de Ciencias y Humanidades

Ciencias de la Salud I

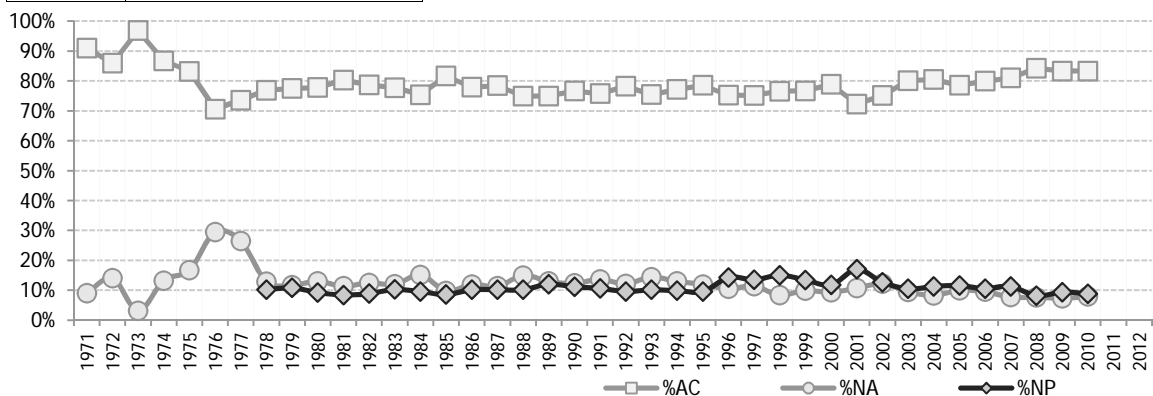
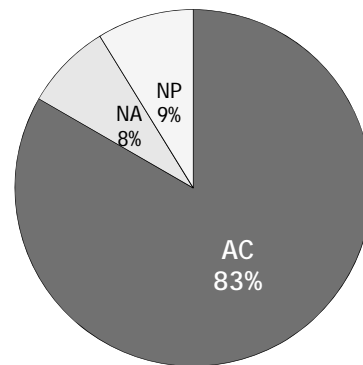
CIENCIAS EXPERIMENTALES

Asignatura incluida		Plan	Semestre	Creditos	Horas
1511	Ciencias de la Salud I	1997	5	8	4
3046	Ciencias de la Salud I	1971	5	4	2

Total CCH

Generación	%AC	%NA	%NP
1971	91%	9%	
1972	86%	14%	
1973	97%	3%	
1974	87%	13%	
1975	83%	17%	
1976	71%	29%	
1977	74%	26%	
1978	77%	13%	10%
1979	78%	12%	11%
1980	78%	13%	9%
1981	80%	11%	8%
1982	79%	12%	9%
1983	78%	12%	10%
1984	75%	15%	10%
1985	82%	10%	9%
1986	78%	12%	10%
1987	78%	11%	10%
1988	75%	15%	10%
1989	75%	13%	12%
1990	77%	12%	11%
1991	76%	14%	11%
1992	78%	12%	10%
1993	75%	14%	10%
1994	77%	13%	10%
1995	79%	12%	10%
1996	75%	10%	14%
1997	75%	11%	13%
1998	77%	8%	15%
1999	77%	10%	13%
2000	79%	9%	12%
2001	72%	11%	17%
2002	75%	12%	13%
2003	80%	9%	10%
2004	80%	8%	11%
2005	79%	10%	12%
2006	80%	10%	11%
2007	81%	8%	11%
2008	84%	8%	8%
2009	83%	7%	9%
2010	83%	8%	9%
2011			
2012			

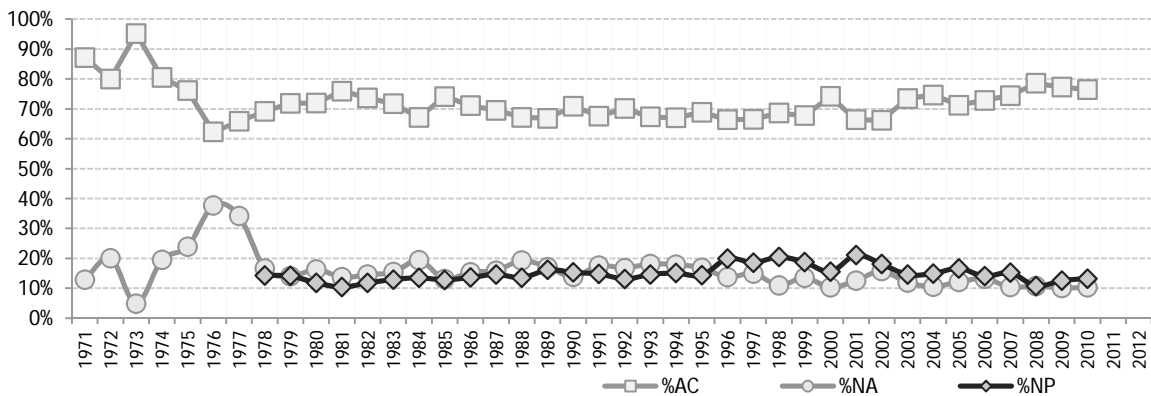
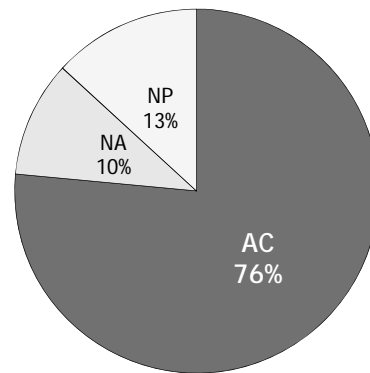
2010



Hombres

Generación	%AC	%NA	%NP
1971	87%	13%	
1972	80%	20%	
1973	95%	5%	
1974	80%	20%	
1975	76%	24%	
1976	62%	38%	
1977	66%	34%	
1978	69%	17%	14%
1979	72%	14%	14%
1980	72%	16%	12%
1981	76%	14%	10%
1982	74%	15%	12%
1983	72%	15%	13%
1984	67%	19%	13%
1985	74%	13%	13%
1986	71%	15%	14%
1987	69%	16%	15%
1988	67%	19%	14%
1989	67%	17%	16%
1990	71%	14%	15%
1991	68%	18%	15%
1992	70%	17%	13%
1993	67%	18%	15%
1994	67%	18%	15%
1995	69%	17%	14%
1996	66%	14%	20%
1997	67%	15%	19%
1998	69%	11%	20%
1999	68%	14%	19%
2000	74%	10%	16%
2001	66%	13%	21%
2002	66%	16%	18%
2003	73%	12%	15%
2004	75%	11%	15%
2005	71%	12%	17%
2006	73%	13%	14%
2007	74%	10%	15%
2008	79%	11%	11%
2009	77%	10%	13%
2010	76%	10%	13%
2011			
2012			

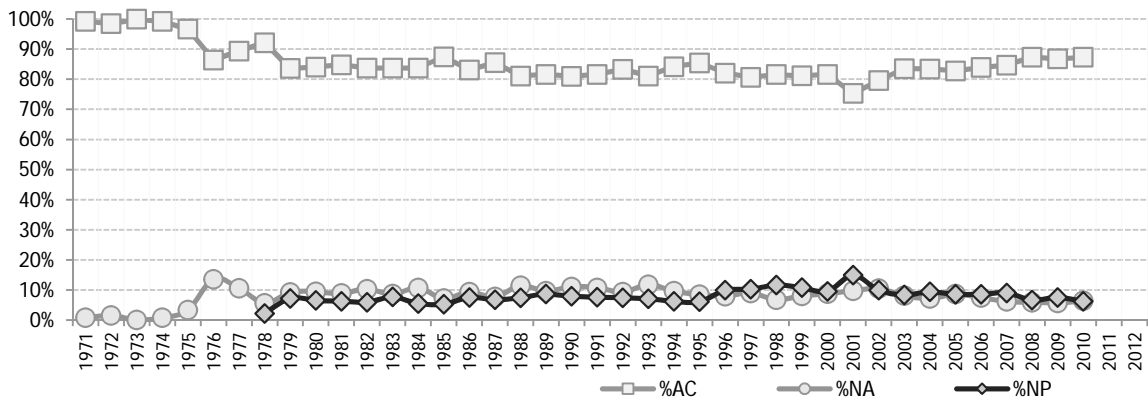
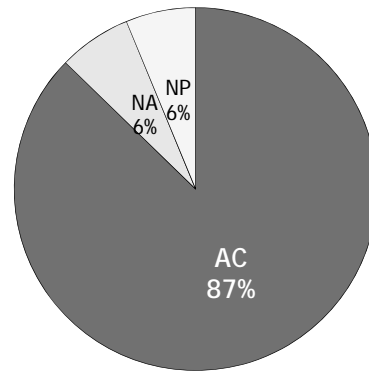
2010



Mujeres

Generación	%AC	%NA	%NP
1971	99%	1%	
1972	98%	2%	
1973	100%	0%	
1974	99%	1%	
1975	97%	3%	
1976	86%	14%	
1977	89%	11%	
1978	92%	6%	2%
1979	84%	9%	7%
1980	84%	9%	7%
1981	85%	9%	6%
1982	84%	10%	6%
1983	84%	9%	8%
1984	84%	11%	6%
1985	87%	7%	5%
1986	83%	9%	8%
1987	85%	8%	7%
1988	81%	11%	7%
1989	82%	10%	9%
1990	81%	11%	8%
1991	82%	11%	8%
1992	83%	9%	7%
1993	81%	12%	7%
1994	84%	10%	6%
1995	85%	8%	6%
1996	82%	8%	10%
1997	81%	9%	10%
1998	82%	7%	12%
1999	81%	8%	11%
2000	82%	9%	10%
2001	75%	10%	15%
2002	80%	11%	10%
2003	83%	8%	8%
2004	83%	7%	9%
2005	83%	9%	9%
2006	84%	8%	9%
2007	85%	6%	9%
2008	87%	6%	7%
2009	87%	6%	8%
2010	87%	6%	6%
2011			
2012			

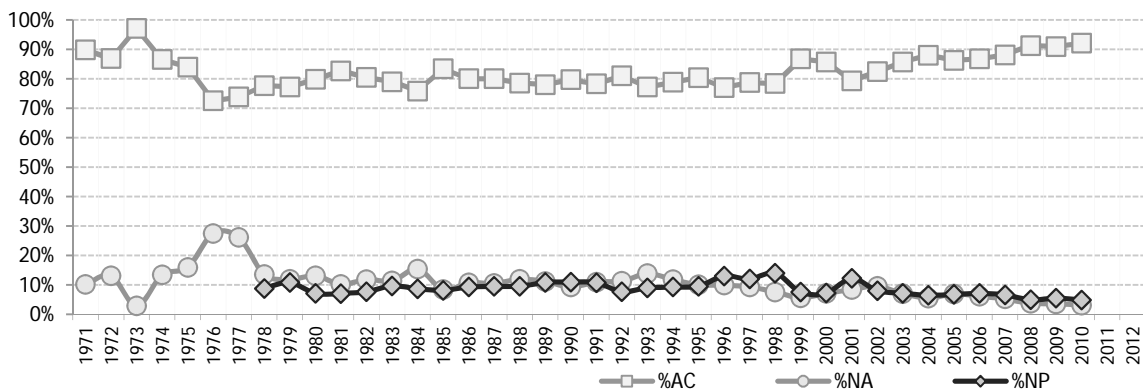
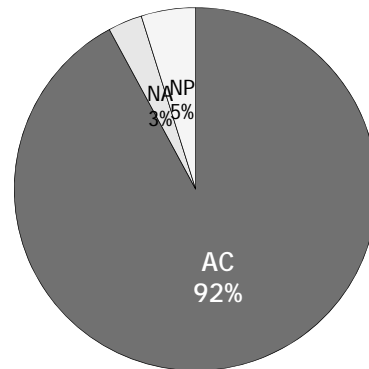
2010



Matutino

Generación	%AC	%NA	%NP
1971	90%	10%	
1972	87%	13%	
1973	97%	3%	
1974	87%	13%	
1975	84%	16%	
1976	73%	27%	
1977	74%	26%	
1978	78%	14%	9%
1979	77%	12%	11%
1980	80%	13%	7%
1981	83%	10%	7%
1982	80%	12%	8%
1983	79%	11%	10%
1984	76%	15%	9%
1985	83%	8%	8%
1986	80%	11%	9%
1987	80%	10%	9%
1988	79%	12%	10%
1989	78%	11%	11%
1990	80%	9%	11%
1991	78%	11%	11%
1992	81%	11%	8%
1993	77%	14%	9%
1994	79%	12%	9%
1995	80%	10%	10%
1996	77%	10%	13%
1997	79%	9%	12%
1998	78%	8%	14%
1999	87%	6%	8%
2000	86%	7%	7%
2001	79%	8%	12%
2002	82%	10%	8%
2003	86%	7%	7%
2004	88%	5%	6%
2005	86%	7%	7%
2006	87%	6%	7%
2007	88%	5%	7%
2008	91%	4%	5%
2009	91%	4%	5%
2010	92%	3%	5%
2011			
2012			

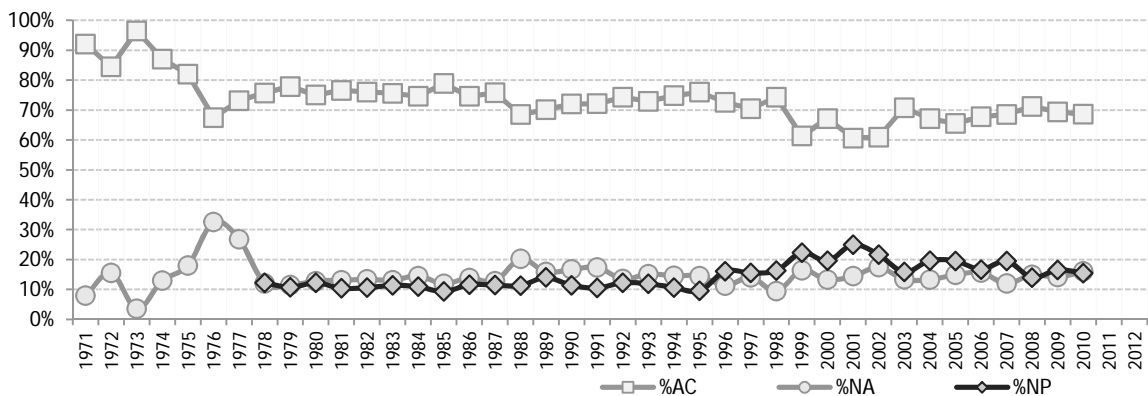
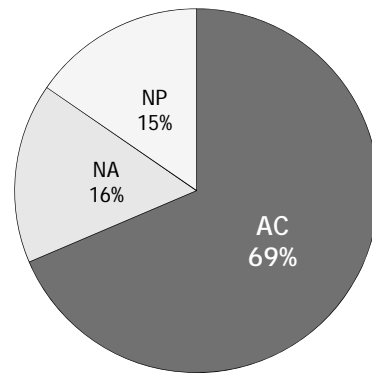
2010



Vespertino

Generación	%AC	%NA	%NP
1971	92%	8%	
1972	84%	16%	
1973	97%	3%	
1974	87%	13%	
1975	82%	18%	
1976	67%	33%	
1977	73%	27%	
1978	76%	12%	12%
1979	78%	11%	11%
1980	75%	13%	12%
1981	77%	13%	10%
1982	76%	13%	11%
1983	76%	13%	11%
1984	75%	14%	11%
1985	79%	12%	9%
1986	75%	14%	12%
1987	76%	13%	11%
1988	69%	20%	11%
1989	70%	16%	14%
1990	72%	17%	11%
1991	72%	17%	11%
1992	74%	13%	12%
1993	73%	15%	12%
1994	75%	15%	11%
1995	76%	14%	10%
1996	73%	11%	16%
1997	70%	14%	16%
1998	74%	9%	16%
1999	61%	16%	22%
2000	67%	13%	20%
2001	61%	14%	25%
2002	61%	17%	22%
2003	71%	13%	16%
2004	67%	13%	20%
2005	66%	15%	20%
2006	68%	16%	17%
2007	69%	12%	19%
2008	71%	15%	14%
2009	69%	14%	17%
2010	69%	16%	15%
2011			
2012			

2010



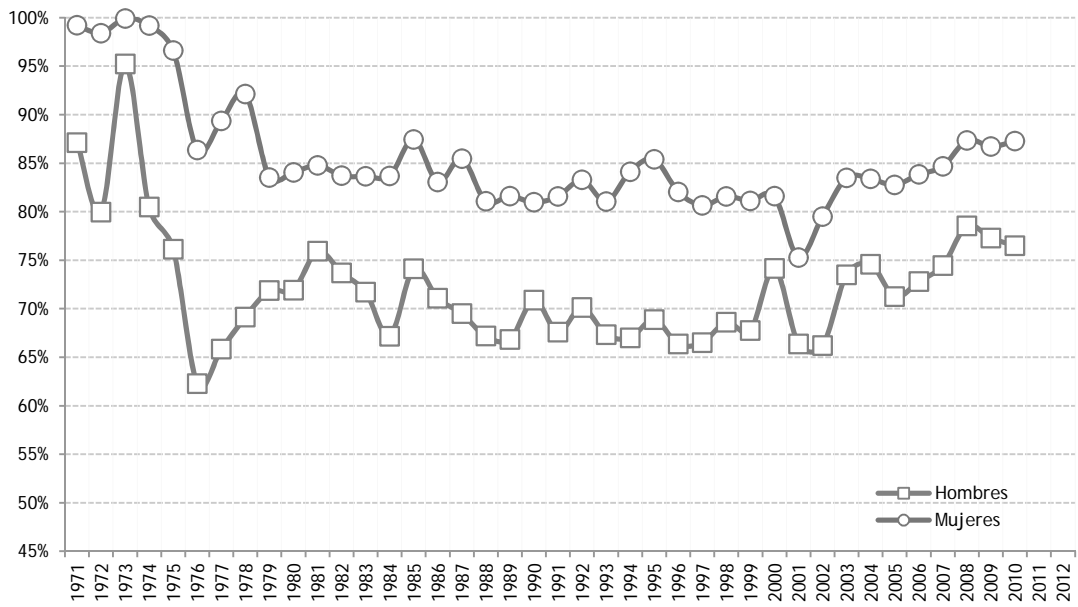
Ciencias de la Salud I

Acreditación

Generación	Género		Turno		Plantel					CCH
	Hombres	Mujeres	Matutino	Vespertino	Azcapotzalco	Naucalpan	Vallejo	Oriente	Sur	
1971	87%	99%	90%	92%	96%	92%	89%			91%
1972	80%	98%	87%	84%	87%	84%	89%	83%	86%	86%
1973	95%	100%	97%	97%	100%	97%	87%	100%	100%	97%
1974	80%	99%	87%	87%	89%	87%	88%	83%	88%	87%
1975	76%	97%	84%	82%	80%	82%	82%	80%	89%	83%
1976	62%	86%	73%	67%	75%	67%	78%	60%	72%	71%
1977	66%	89%	74%	73%	77%	73%	77%	67%	76%	74%
1978	69%	92%	78%	76%	81%	76%	78%	68%	85%	77%
1979	72%	84%	77%	78%	84%	78%	77%	67%	83%	78%
1980	72%	84%	80%	75%	76%	75%	78%	78%	80%	78%
1981	76%	85%	83%	77%	76%	77%	77%	78%	89%	80%
1982	74%	84%	80%	76%	73%	76%	80%	81%	81%	79%
1983	72%	84%	79%	76%	80%	76%	80%	69%	85%	78%
1984	67%	84%	76%	75%	75%	75%	78%	72%	77%	75%
1985	74%	87%	83%	79%	82%	79%	82%	82%	82%	82%
1986	71%	83%	80%	75%	81%	75%	77%	77%	79%	78%
1987	69%	85%	80%	76%	83%	76%	79%	75%	80%	78%
1988	67%	81%	79%	69%	75%	69%	76%	75%	73%	75%
1989	67%	82%	78%	70%	77%	70%	76%	73%	76%	75%
1990	71%	81%	80%	72%	81%	72%	78%	70%	74%	77%
1991	68%	82%	78%	72%	77%	72%	82%	66%	85%	76%
1992	70%	83%	81%	74%	81%	74%	80%	77%	81%	78%
1993	67%	81%	77%	73%	75%	73%	74%	75%	79%	75%
1994	67%	84%	79%	75%	79%	75%	77%	76%	82%	77%
1995	69%	85%	80%	76%	80%	76%	79%	83%	81%	79%
1996	66%	82%	77%	73%	76%	73%	76%	78%	75%	75%
1997	67%	81%	79%	70%	79%	70%	65%	80%	76%	75%
1998	69%	82%	78%	74%	77%	74%	69%	79%	77%	77%
1999	68%	81%	87%	61%	81%	61%	69%	80%	78%	77%
2000	74%	82%	86%	67%	81%	67%	69%	86%	80%	79%
2001	66%	75%	79%	61%	77%	61%	66%	75%	76%	72%
2002	66%	80%	82%	61%	77%	61%	71%	83%	79%	75%
2003	73%	83%	86%	71%	80%	71%	76%	84%	84%	80%
2004	75%	83%	88%	67%	86%	67%	78%	86%	80%	80%
2005	71%	83%	86%	66%	81%	66%	69%	83%	86%	79%
2006	73%	84%	87%	68%	80%	68%	74%	87%	83%	80%
2007	74%	85%	88%	69%	80%	69%	78%	85%	81%	81%
2008	79%	87%	91%	71%	81%	71%	84%	86%	85%	84%
2009	77%	87%	91%	69%	80%	69%	85%	85%	85%	83%
2010	76%	87%	92%	69%	80%	69%	82%	87%	86%	83%
2011										
2012										

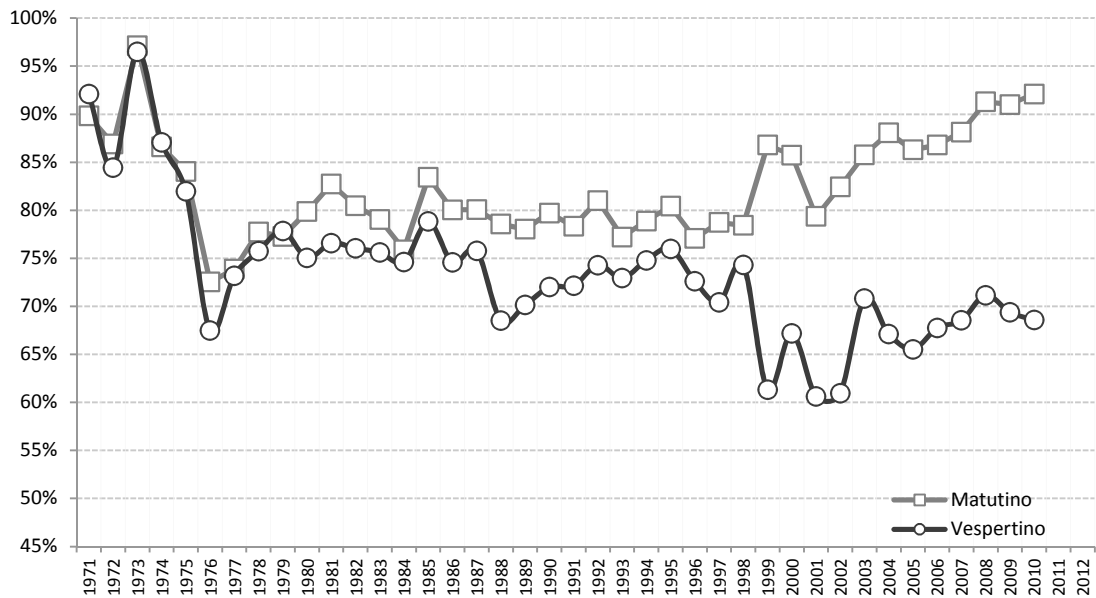
1511 Ciencias de la Salud I

Acreditación por género



1511 Ciencias de la Salud I

Acreditación por turno



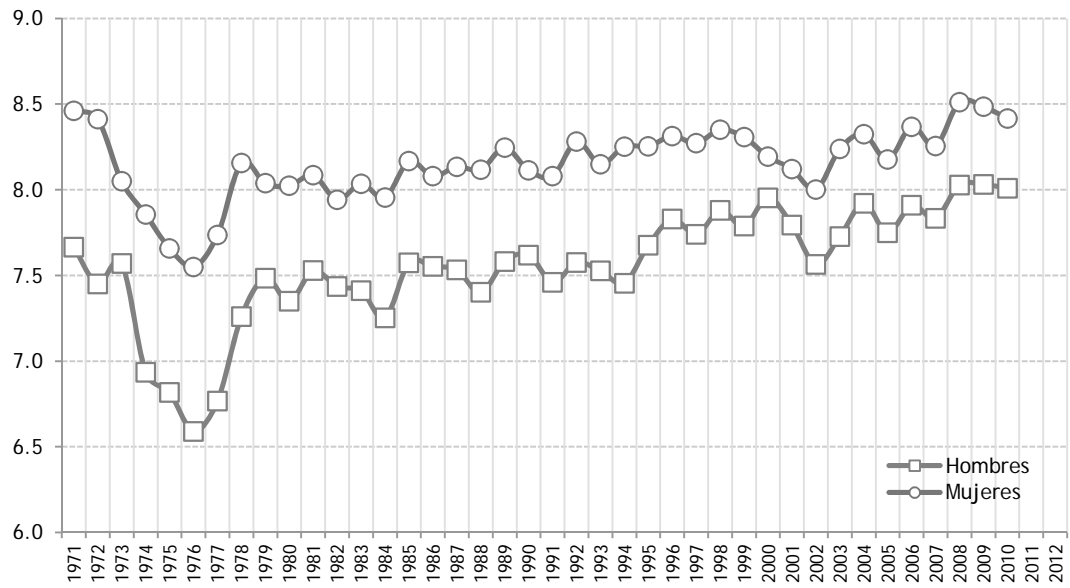
Ciencias de la Salud I

Promedio de Calificaciones

Generación	Género		Turno		Plantel					CCH
	Hombres	Mujeres	Matutino	Vespertino	Azacapotzalco	Naucalpan	Vallejo	Oriente	Sur	
1971	7.7	8.5	8.0	7.9	8.2	7.9	7.9			7.9
1972	7.5	8.4	7.8	7.7	7.9	7.7	8.0	7.8	7.9	7.8
1973	7.6	8.0	7.8	7.7	7.8	7.7	7.6	7.7	8.0	7.7
1974	6.9	7.9	7.3	7.1	7.0	7.1	7.2	7.2	7.7	7.2
1975	6.8	7.7	7.2	7.0	6.9	7.0	7.1	7.0	7.4	7.1
1976	6.6	7.6	7.0	6.8	6.8	6.8	7.2	6.8	7.1	6.9
1977	6.8	7.7	7.2	6.9	7.4	6.9	7.1	7.1	6.8	7.1
1978	7.3	8.2	7.7	7.5	7.9	7.5	7.3	7.4	8.1	7.6
1979	7.5	8.0	7.8	7.7	8.2	7.7	7.8	7.5	7.6	7.8
1980	7.4	8.0	7.8	7.6	7.4	7.6	7.7	7.9	7.8	7.7
1981	7.5	8.1	8.0	7.5	7.3	7.5	7.5	8.0	8.2	7.8
1982	7.4	7.9	7.8	7.6	7.1	7.6	7.6	8.0	8.0	7.7
1983	7.4	8.0	7.9	7.5	7.7	7.5	7.6	7.5	8.3	7.7
1984	7.3	8.0	7.7	7.5	7.6	7.5	7.8	7.4	7.6	7.6
1985	7.6	8.2	8.0	7.7	8.0	7.7	7.9	8.1	7.8	7.9
1986	7.6	8.1	8.1	7.5	8.0	7.5	7.7	8.1	8.1	7.9
1987	7.5	8.1	8.0	7.6	8.2	7.6	8.0	7.8	7.9	7.9
1988	7.4	8.1	8.1	7.2	8.1	7.2	8.0	7.8	7.7	7.8
1989	7.6	8.2	8.2	7.5	8.3	7.5	8.0	7.8	8.1	8.0
1990	7.6	8.1	8.3	7.4	8.2	7.4	7.9	7.7	8.1	7.9
1991	7.5	8.1	8.1	7.4	8.0	7.4	8.2	7.6	8.3	7.8
1992	7.6	8.3	8.3	7.6	8.2	7.6	8.0	8.2	8.2	8.0
1993	7.5	8.1	7.9	7.9	7.9	7.9	7.6	8.4	8.2	7.9
1994	7.5	8.3	8.0	7.8	8.3	7.8	8.2	8.2	8.2	7.9
1995	7.7	8.3	8.1	7.9	8.2	7.9	8.2	8.8	8.0	8.0
1996	7.8	8.3	8.2	8.0	8.0	8.0	8.3	8.8	8.3	8.1
1997	7.7	8.3	8.3	7.8	8.6	7.8	7.6	8.7	8.4	8.1
1998	7.9	8.4	8.3	8.0	8.4	8.0	7.7	8.7	8.0	8.2
1999	7.8	8.3	8.5	7.5	8.8	7.5	8.1	8.6	7.9	8.1
2000	8.0	8.2	8.4	7.6	8.9	7.6	7.6	8.6	8.1	8.1
2001	7.8	8.1	8.2	7.6	8.4	7.6	7.6	8.2	8.3	8.0
2002	7.6	8.0	8.1	7.2	8.2	7.2	7.5	8.5	8.2	7.9
2003	7.7	8.2	8.3	7.7	8.2	7.7	7.9	8.8	8.1	8.1
2004	7.9	8.3	8.5	7.5	8.6	7.5	8.0	8.7	8.1	8.2
2005	7.7	8.2	8.3	7.6	8.0	7.6	7.6	8.7	8.1	8.0
2006	7.9	8.4	8.5	7.6	8.4	7.6	7.8	8.8	8.3	8.2
2007	7.8	8.3	8.4	7.6	8.0	7.6	7.9	8.5	8.0	8.1
2008	8.0	8.5	8.7	7.7	8.1	7.7	8.5	8.7	8.2	8.3
2009	8.0	8.5	8.7	7.5	8.5	7.5	8.4	8.6	8.2	8.3
2010	8.0	8.4	8.7	7.5	8.2	7.5	8.3	8.7	8.3	8.3
2011										
2012										

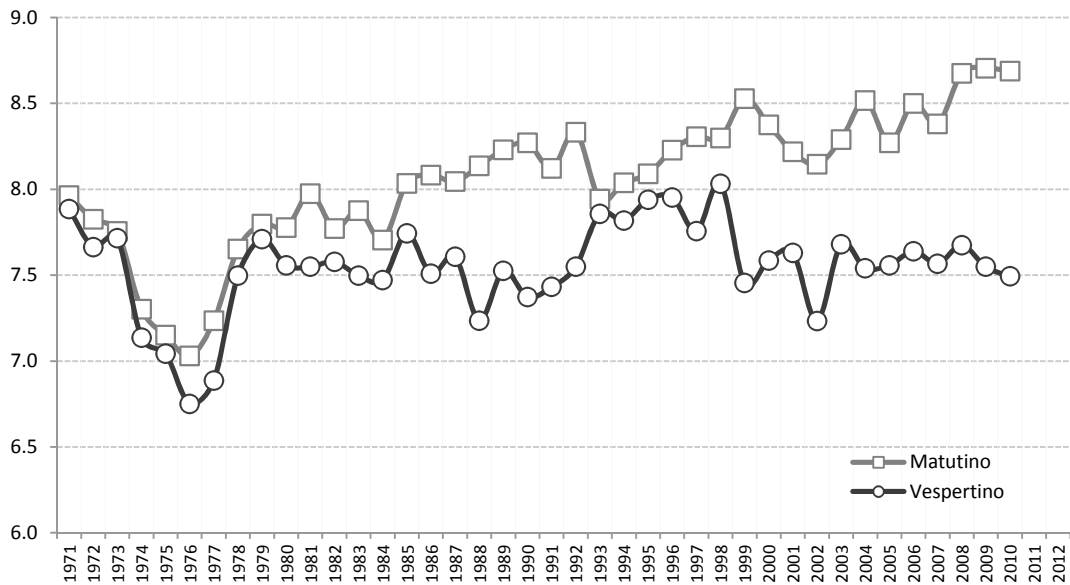
1511 Ciencias de la Salud I

Calificación promedio por género



1511 Ciencias de la Salud I

Calificación promedio por turno





Universidad Nacional Autónoma de México
Colegio de Ciencias y Humanidades

Ciencias de la Salud II

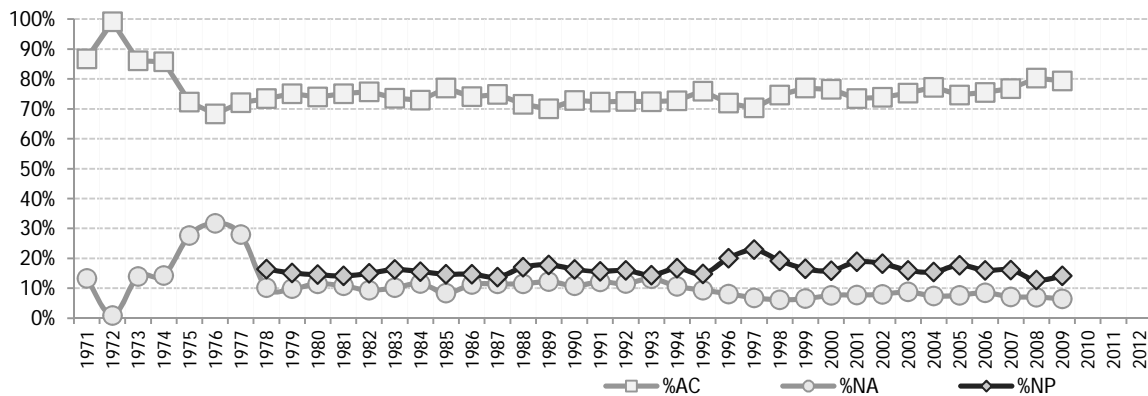
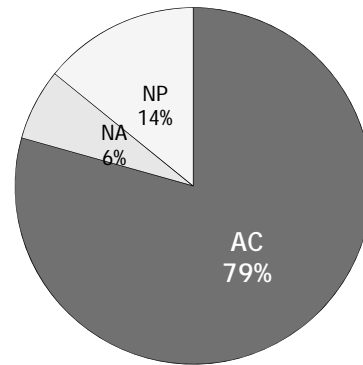
CIENCIAS EXPERIMENTALES

Asignatura incluida		Plan	Semestre	Creditos	Horas
1611	Ciencias de la Salud II	1997	6	8	4
3068	Ciencias de la Salud II	1971	6	4	2

Total CCH

Generación	%AC	%NA	%NP
1971	87%	13%	
1972	99%	1%	
1973	86%	14%	
1974	86%	14%	
1975	72%	28%	
1976	68%	32%	
1977	72%	28%	
1978	73%	10%	16%
1979	75%	10%	15%
1980	74%	12%	15%
1981	75%	11%	14%
1982	76%	9%	15%
1983	74%	10%	16%
1984	73%	12%	16%
1985	77%	8%	15%
1986	74%	11%	15%
1987	75%	11%	14%
1988	72%	11%	17%
1989	70%	12%	18%
1990	73%	11%	16%
1991	72%	12%	16%
1992	72%	12%	16%
1993	72%	13%	14%
1994	73%	11%	17%
1995	76%	9%	15%
1996	72%	8%	20%
1997	70%	7%	23%
1998	75%	6%	19%
1999	77%	7%	17%
2000	77%	8%	16%
2001	73%	8%	19%
2002	74%	8%	18%
2003	75%	9%	16%
2004	77%	7%	15%
2005	75%	8%	18%
2006	76%	9%	16%
2007	77%	7%	16%
2008	80%	7%	13%
2009	79%	6%	14%
2010			
2011			
2012			

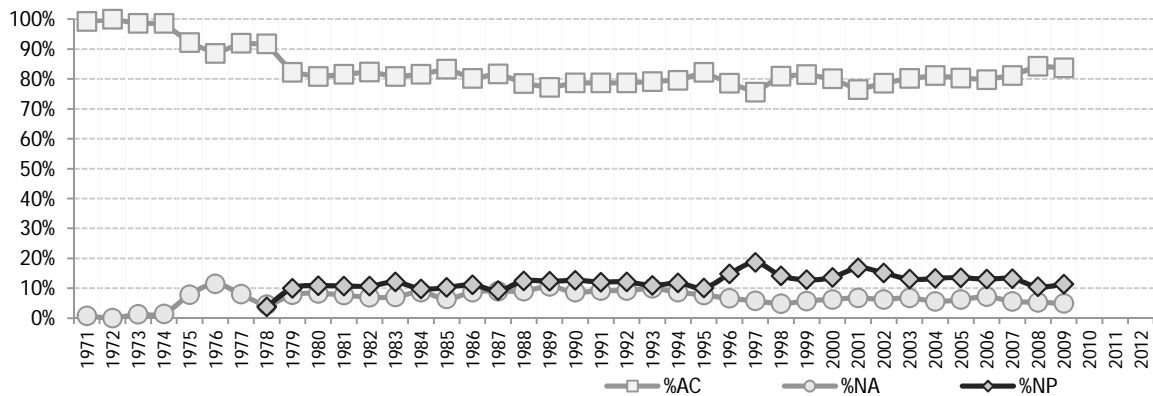
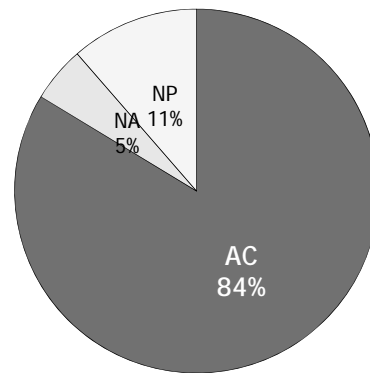
2009



Hombres

Generación	%AC	%NA	%NP
1971	99%	1%	
1972	100%	0%	
1973	99%	1%	
1974	99%	1%	
1975	92%	8%	
1976	89%	11%	
1977	92%	8%	
1978	92%	4%	4%
1979	82%	8%	10%
1980	81%	8%	11%
1981	82%	8%	11%
1982	82%	7%	11%
1983	81%	7%	12%
1984	82%	9%	10%
1985	83%	6%	10%
1986	80%	9%	11%
1987	82%	9%	9%
1988	79%	9%	12%
1989	77%	11%	12%
1990	79%	9%	13%
1991	79%	9%	12%
1992	79%	9%	12%
1993	79%	10%	11%
1994	80%	9%	12%
1995	82%	8%	10%
1996	79%	7%	15%
1997	76%	6%	19%
1998	81%	5%	14%
1999	81%	6%	13%
2000	80%	6%	14%
2001	76%	7%	17%
2002	79%	6%	15%
2003	80%	7%	13%
2004	81%	6%	13%
2005	80%	6%	14%
2006	80%	7%	13%
2007	81%	6%	13%
2008	84%	5%	10%
2009	84%	5%	11%
2010			
2011			
2012			

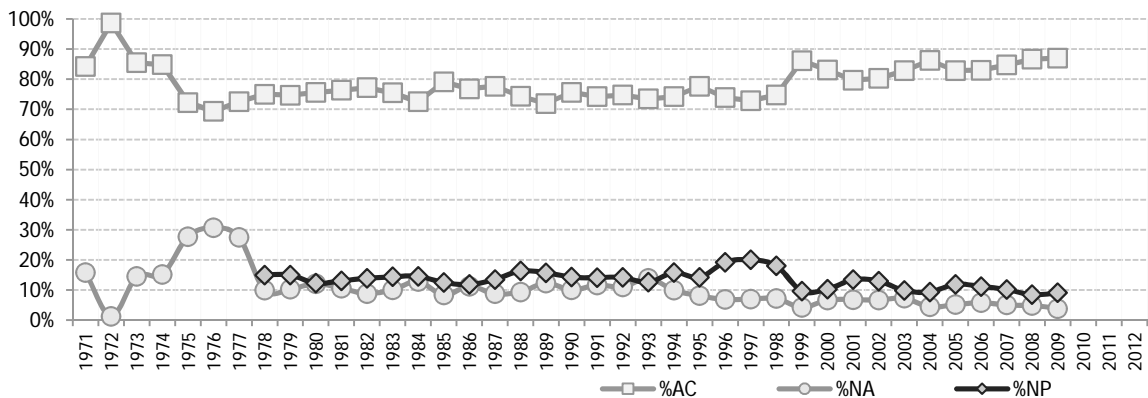
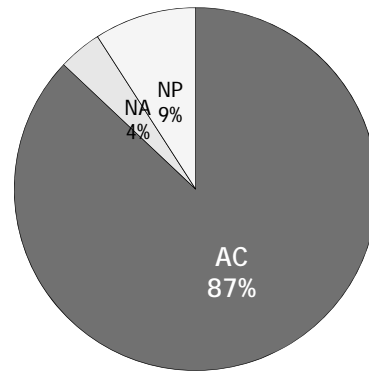
2009



Mujeres

Generación	%AC	%NA	%NP
1971	84%	16%	
1972	99%	1%	
1973	85%	15%	
1974	85%	15%	
1975	72%	28%	
1976	69%	31%	
1977	73%	27%	
1978	75%	10%	15%
1979	75%	10%	15%
1980	76%	12%	12%
1981	76%	11%	13%
1982	77%	9%	14%
1983	75%	10%	14%
1984	73%	13%	15%
1985	79%	8%	13%
1986	77%	11%	12%
1987	78%	9%	14%
1988	74%	9%	16%
1989	72%	12%	16%
1990	76%	10%	14%
1991	74%	12%	14%
1992	75%	11%	14%
1993	73%	14%	13%
1994	74%	10%	16%
1995	78%	8%	14%
1996	74%	7%	19%
1997	73%	7%	20%
1998	75%	7%	18%
1999	86%	4%	10%
2000	83%	7%	10%
2001	80%	7%	13%
2002	80%	7%	13%
2003	83%	7%	10%
2004	86%	4%	9%
2005	83%	5%	12%
2006	83%	6%	11%
2007	85%	5%	10%
2008	87%	5%	9%
2009	87%	4%	9%
2010			
2011			
2012			

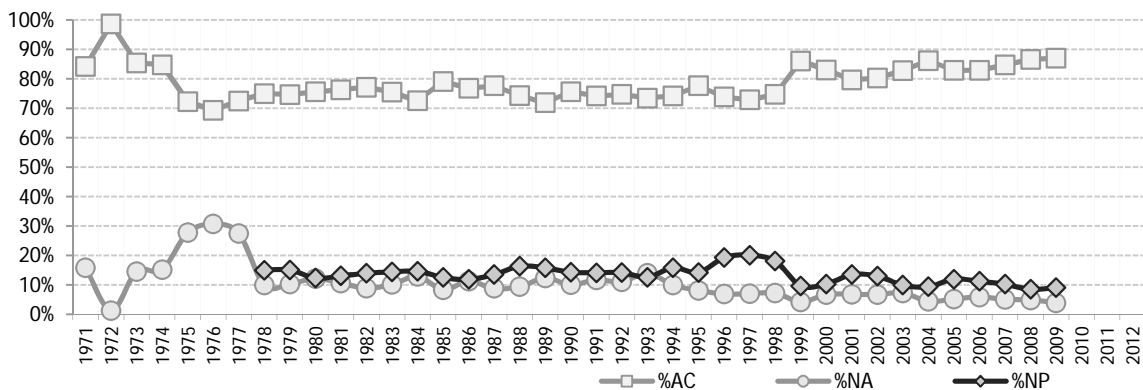
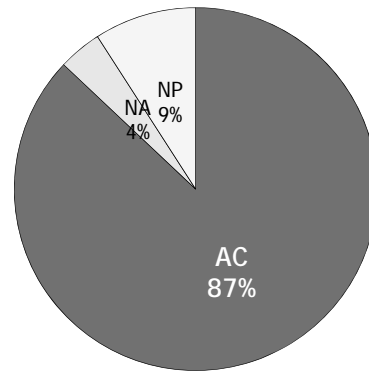
2009



Matutino

Generación	%AC	%NA	%NP
1971	84%	16%	
1972	99%	1%	
1973	85%	15%	
1974	85%	15%	
1975	72%	28%	
1976	69%	31%	
1977	73%	27%	
1978	75%	10%	15%
1979	75%	10%	15%
1980	76%	12%	12%
1981	76%	11%	13%
1982	77%	9%	14%
1983	75%	10%	14%
1984	73%	13%	15%
1985	79%	8%	13%
1986	77%	11%	12%
1987	78%	9%	14%
1988	74%	9%	16%
1989	72%	12%	16%
1990	76%	10%	14%
1991	74%	12%	14%
1992	75%	11%	14%
1993	73%	14%	13%
1994	74%	10%	16%
1995	78%	8%	14%
1996	74%	7%	19%
1997	73%	7%	20%
1998	75%	7%	18%
1999	86%	4%	10%
2000	83%	7%	10%
2001	80%	7%	13%
2002	80%	7%	13%
2003	83%	7%	10%
2004	86%	4%	9%
2005	83%	5%	12%
2006	83%	6%	11%
2007	85%	5%	10%
2008	87%	5%	9%
2009	87%	4%	9%
2010			
2011			
2012			

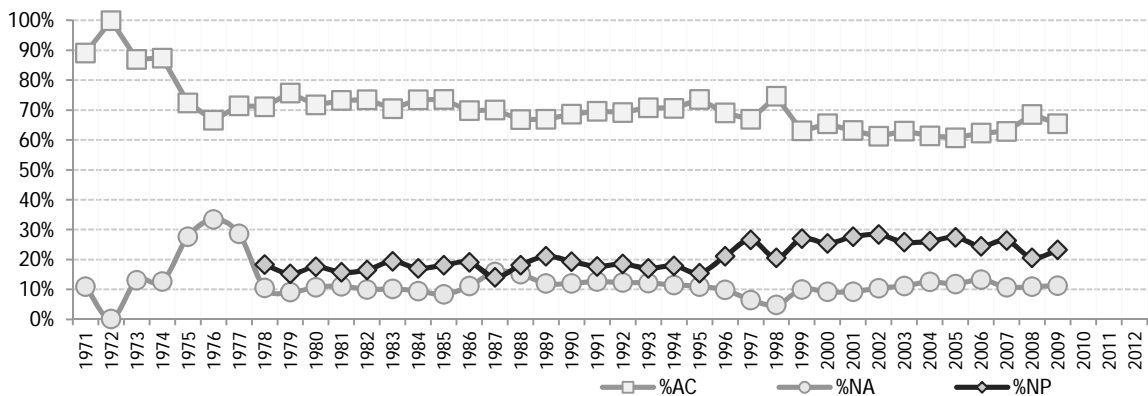
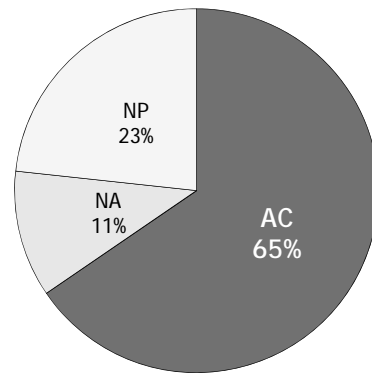
2009



Vespertino

Generación	%AC	%NA	%NP
1971	89%	11%	
1972	100%	0%	
1973	87%	13%	
1974	87%	13%	
1975	72%	28%	
1976	67%	33%	
1977	71%	29%	
1978	71%	11%	18%
1979	76%	9%	15%
1980	72%	11%	18%
1981	73%	11%	16%
1982	73%	10%	17%
1983	70%	10%	19%
1984	73%	9%	17%
1985	74%	8%	18%
1986	70%	11%	19%
1987	70%	16%	14%
1988	67%	15%	18%
1989	67%	12%	21%
1990	69%	12%	19%
1991	70%	13%	18%
1992	69%	12%	19%
1993	71%	12%	17%
1994	71%	12%	18%
1995	74%	11%	15%
1996	69%	10%	21%
1997	67%	6%	27%
1998	75%	5%	21%
1999	63%	10%	27%
2000	65%	9%	25%
2001	63%	9%	28%
2002	61%	10%	28%
2003	63%	11%	26%
2004	61%	13%	26%
2005	61%	12%	27%
2006	62%	13%	24%
2007	63%	11%	26%
2008	68%	11%	21%
2009	65%	11%	23%
2010			
2011			
2012			

2009



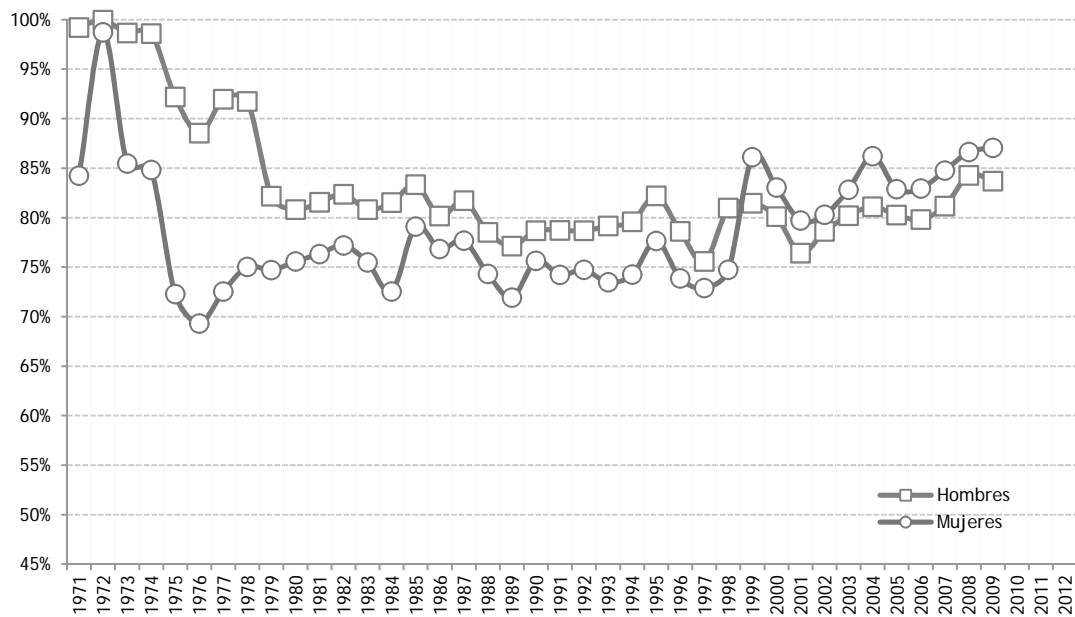
Ciencias de la Salud II

Acreditación

Generación	Género		Turno		Plantel					CCH
	Hombres	Mujeres	Matutino	Vespertino	Azcapotzalco	Naucalpan	Vallejo	Oriente	Sur	
1971	99%	84%	84%	89%	91%	89%	84%			87%
1972	100%	99%	99%	100%	100%	100%	98%	100%	100%	99%
1973	99%	85%	85%	87%	90%	87%	87%	82%	86%	86%
1974	99%	85%	85%	87%	90%	87%	88%	80%	86%	86%
1975	92%	72%	72%	72%	77%	72%	76%	63%	72%	72%
1976	89%	69%	69%	67%	74%	67%	76%	59%	71%	68%
1977	92%	73%	73%	71%	74%	71%	71%	67%	79%	72%
1978	92%	75%	75%	71%	75%	71%	72%	68%	79%	73%
1979	82%	75%	75%	76%	80%	76%	74%	68%	80%	75%
1980	81%	76%	76%	72%	72%	72%	71%	72%	80%	74%
1981	82%	76%	76%	73%	75%	73%	70%	75%	81%	75%
1982	82%	77%	77%	73%	77%	73%	72%	78%	79%	76%
1983	81%	75%	75%	70%	79%	70%	71%	66%	83%	74%
1984	82%	73%	73%	73%	75%	73%	71%	71%	77%	73%
1985	83%	79%	79%	74%	80%	74%	75%	76%	79%	77%
1986	80%	77%	77%	70%	78%	70%	74%	77%	80%	74%
1987	82%	78%	78%	70%	81%	70%	76%	76%	75%	75%
1988	79%	74%	74%	67%	70%	67%	73%	75%	71%	72%
1989	77%	72%	72%	67%	73%	67%	73%	67%	71%	70%
1990	79%	76%	76%	69%	80%	69%	72%	69%	74%	73%
1991	79%	74%	74%	70%	77%	70%	78%	65%	76%	72%
1992	79%	75%	75%	69%	74%	69%	78%	67%	76%	72%
1993	79%	73%	73%	71%	71%	71%	72%	72%	78%	72%
1994	80%	74%	74%	71%	72%	71%	72%	76%	76%	73%
1995	82%	78%	78%	74%	77%	74%	70%	80%	80%	76%
1996	79%	74%	74%	69%	70%	69%	73%	73%	73%	72%
1997	76%	73%	73%	67%	74%	67%	58%	79%	72%	70%
1998	81%	75%	75%	75%	74%	75%	70%	77%	78%	75%
1999	81%	86%	86%	63%	80%	63%	73%	78%	78%	77%
2000	80%	83%	83%	65%	81%	65%	73%	81%	74%	77%
2001	76%	80%	80%	63%	78%	63%	69%	77%	79%	73%
2002	79%	80%	80%	61%	74%	61%	71%	83%	75%	74%
2003	80%	83%	83%	63%	74%	63%	73%	80%	78%	75%
2004	81%	86%	86%	61%	77%	61%	75%	84%	76%	77%
2005	80%	83%	83%	61%	73%	61%	65%	81%	81%	75%
2006	80%	83%	83%	62%	76%	62%	70%	82%	81%	76%
2007	81%	85%	85%	63%	74%	63%	78%	80%	78%	77%
2008	84%	87%	87%	68%	77%	68%	78%	82%	83%	80%
2009	84%	87%	87%	65%	75%	65%	79%	80%	86%	79%
2010										
2011										
2012										

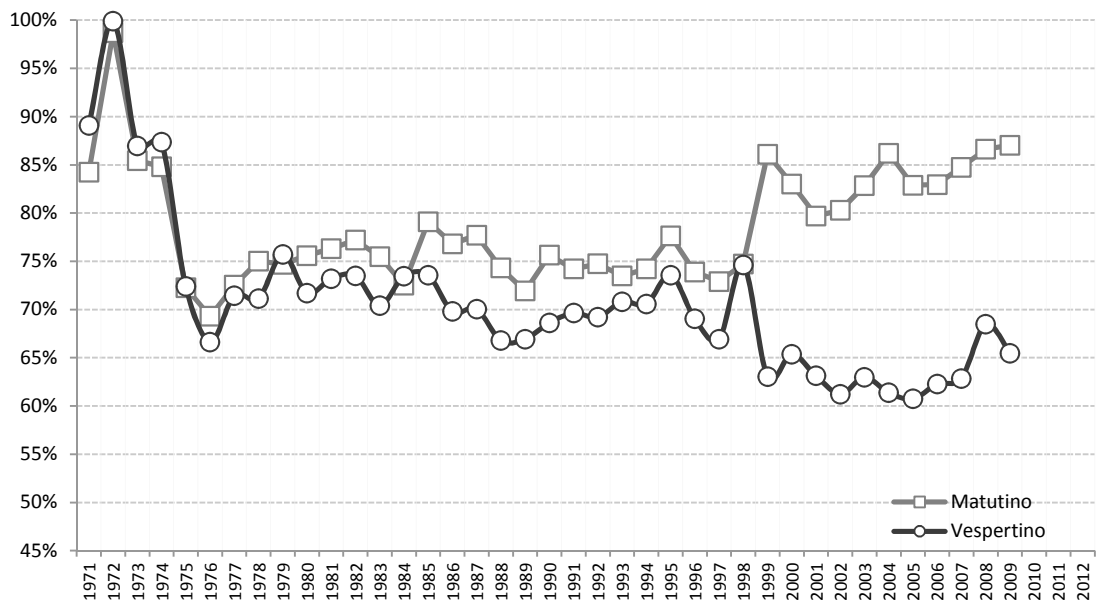
1611 Ciencias de la Salud II

Acreditación por género



1611 Ciencias de la Salud II

Acreditación por turno



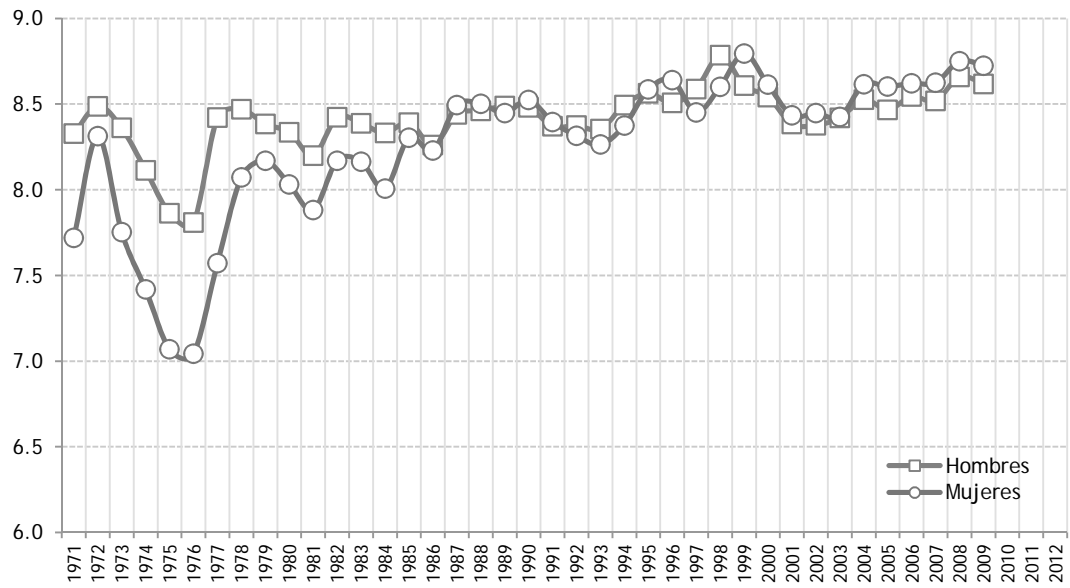
Ciencias de la Salud II

Promedio de Calificaciones

Generación	Género		Turno		Plantel					CCH
	Hombres	Mujeres	Matutino	Vespertino	Azacapotzalco	Naucalpan	Vallejo	Oriente	Sur	
1971	8.3	7.7	7.7	7.7	8.1	7.7	7.7			7.7
1972	8.5	8.3	8.3	8.0	8.1	8.0	8.1	8.2	8.4	8.2
1973	8.4	7.8	7.8	7.7	7.7	7.7	7.9	7.8	7.7	7.7
1974	8.1	7.4	7.4	7.6	7.7	7.6	7.4	7.5	7.6	7.5
1975	7.9	7.1	7.1	7.2	7.3	7.2	7.3	7.0	7.0	7.1
1976	7.8	7.0	7.0	7.0	7.2	7.0	7.2	6.9	7.2	7.0
1977	8.4	7.6	7.6	7.4	7.8	7.4	7.2	7.3	7.8	7.5
1978	8.5	8.1	8.1	7.8	8.1	7.8	7.6	7.8	8.3	7.9
1979	8.4	8.2	8.2	8.0	8.6	8.0	8.0	7.8	8.1	8.1
1980	8.3	8.0	8.0	8.0	8.2	8.0	7.7	8.0	8.3	8.0
1981	8.2	7.9	7.9	7.9	7.7	7.9	7.5	8.3	8.0	7.9
1982	8.4	8.2	8.2	8.0	8.5	8.0	7.7	8.2	8.4	8.1
1983	8.4	8.2	8.2	8.0	8.7	8.0	7.8	7.7	8.3	8.1
1984	8.3	8.0	8.0	8.1	8.3	8.1	8.0	8.2	8.0	8.0
1985	8.4	8.3	8.3	8.0	8.5	8.0	8.1	8.5	8.1	8.2
1986	8.3	8.2	8.2	7.7	8.3	7.7	7.9	8.3	8.3	8.0
1987	8.4	8.5	8.5	7.7	9.0	7.7	8.2	8.3	8.1	8.2
1988	8.5	8.5	8.5	7.6	8.6	7.6	8.3	8.3	8.0	8.2
1989	8.5	8.4	8.4	7.9	8.5	7.9	8.6	8.1	8.3	8.2
1990	8.5	8.5	8.5	7.8	9.0	7.8	8.1	8.1	8.3	8.2
1991	8.4	8.4	8.4	7.7	8.6	7.7	8.5	8.0	8.0	8.1
1992	8.4	8.3	8.3	7.9	8.4	7.9	8.4	8.1	8.5	8.1
1993	8.4	8.3	8.3	7.8	8.4	7.8	8.4	8.1	8.4	8.1
1994	8.5	8.4	8.4	8.0	8.6	8.0	8.4	8.7	8.2	8.2
1995	8.6	8.6	8.6	8.0	8.7	8.0	8.3	8.7	8.6	8.3
1996	8.5	8.6	8.6	7.9	8.5	7.9	8.5	8.5	8.5	8.3
1997	8.6	8.5	8.5	8.4	8.9	8.4	8.4	9.1	8.1	8.4
1998	8.8	8.6	8.6	8.6	8.8	8.6	8.3	9.1	8.7	8.6
1999	8.6	8.8	8.8	7.9	9.2	7.9	8.3	8.8	8.3	8.5
2000	8.5	8.6	8.6	8.0	9.2	8.0	8.5	8.7	8.0	8.4
2001	8.4	8.4	8.4	8.0	8.6	8.0	8.1	9.0	8.4	8.3
2002	8.4	8.4	8.4	7.7	8.2	7.7	8.3	8.8	8.3	8.2
2003	8.4	8.4	8.4	7.8	8.2	7.8	8.3	9.0	8.2	8.2
2004	8.5	8.6	8.6	7.8	8.4	7.8	8.5	8.9	8.2	8.4
2005	8.5	8.6	8.6	7.6	8.4	7.6	8.0	8.9	8.5	8.3
2006	8.5	8.6	8.6	7.9	8.6	7.9	8.3	9.0	8.6	8.4
2007	8.5	8.6	8.6	7.8	8.3	7.8	8.4	8.6	8.4	8.4
2008	8.7	8.8	8.8	8.0	8.4	8.0	8.2	8.7	8.5	8.5
2009	8.6	8.7	8.7	7.9	8.4	7.9	8.4	8.8	8.7	8.5
2010										
2011										
2012										

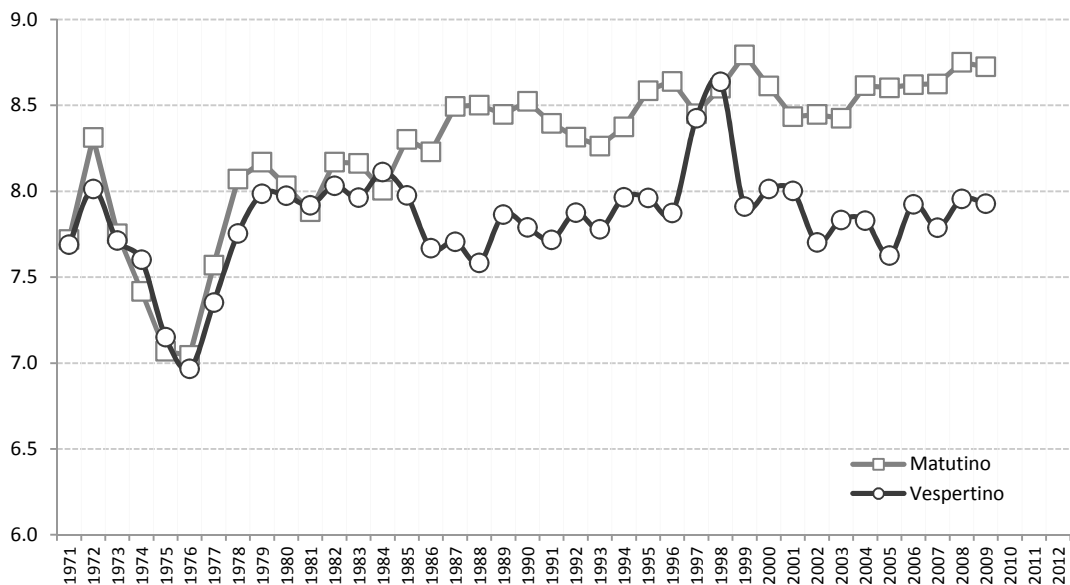
1611 Ciencias de la Salud II

Calificación promedio por género



1611 Ciencias de la Salud II

Calificación promedio por turno





Universidad Nacional Autónoma de México
Colegio de Ciencias y Humanidades

Psicología I

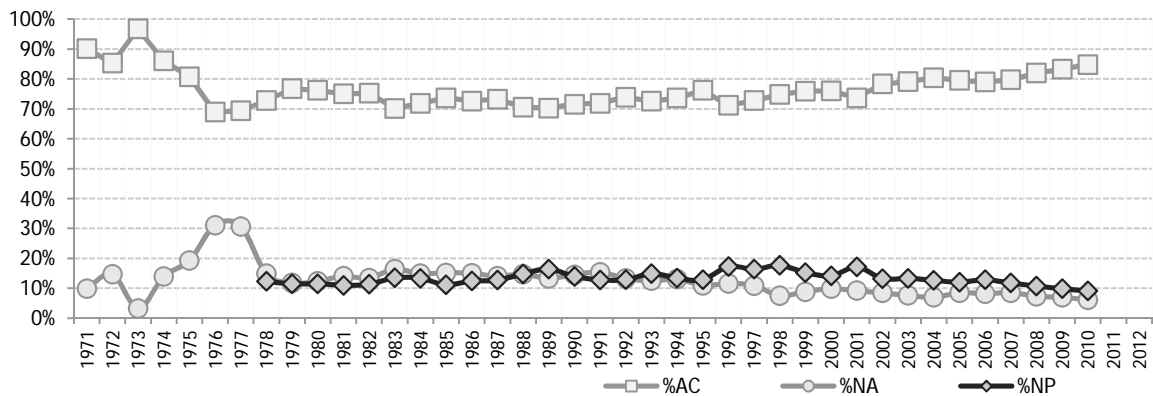
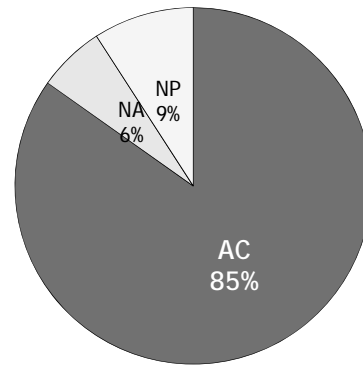
CIENCIAS EXPERIMENTALES

Asignatura incluida		Plan	Semestre	Creditos	Horas
1516	Psicología I	1997	5	8	4
3040	Psicología I	1971	5	4	2

Total CCH

Generación	%AC	%NA	%NP
1971	90%	10%	
1972	85%	15%	
1973	97%	3%	
1974	86%	14%	
1975	81%	19%	
1976	69%	31%	
1977	69%	31%	
1978	73%	15%	12%
1979	77%	12%	11%
1980	76%	12%	11%
1981	75%	14%	11%
1982	75%	13%	11%
1983	70%	16%	13%
1984	72%	15%	13%
1985	74%	15%	11%
1986	73%	15%	12%
1987	73%	14%	13%
1988	71%	15%	15%
1989	70%	13%	16%
1990	72%	15%	14%
1991	72%	15%	13%
1992	74%	13%	13%
1993	73%	13%	15%
1994	74%	13%	13%
1995	76%	11%	13%
1996	71%	12%	17%
1997	73%	11%	16%
1998	75%	8%	18%
1999	76%	9%	15%
2000	76%	10%	14%
2001	74%	9%	17%
2002	78%	8%	13%
2003	79%	8%	13%
2004	80%	7%	13%
2005	80%	9%	12%
2006	79%	8%	13%
2007	80%	9%	12%
2008	82%	7%	11%
2009	83%	7%	10%
2010	85%	6%	9%
2011			
2012			

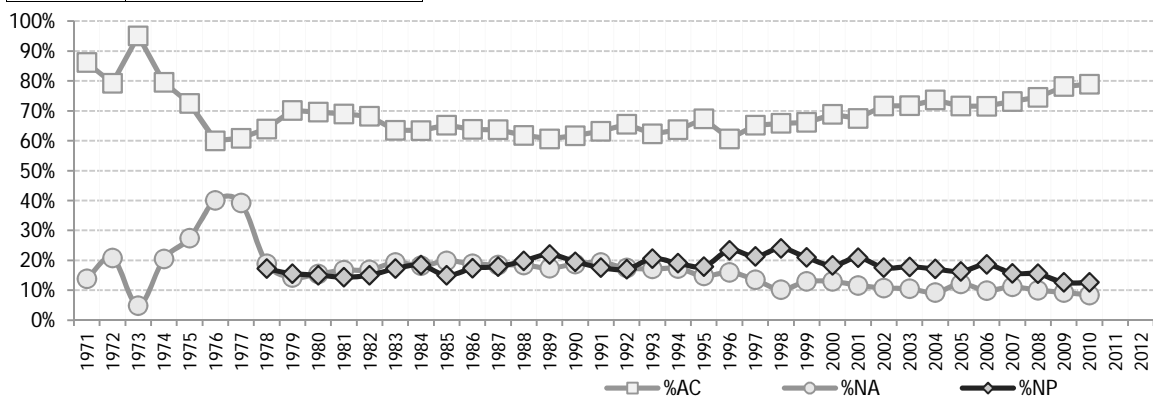
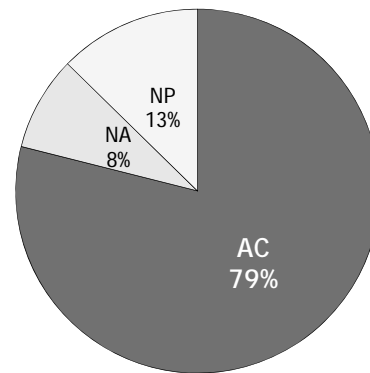
2010



Hombres

Generación	%AC	%NA	%NP
1971	86%	14%	
1972	79%	21%	
1973	95%	5%	
1974	80%	20%	
1975	73%	27%	
1976	60%	40%	
1977	61%	39%	
1978	64%	19%	17%
1979	70%	14%	16%
1980	70%	15%	15%
1981	69%	17%	14%
1982	68%	17%	15%
1983	64%	19%	17%
1984	63%	18%	18%
1985	65%	20%	15%
1986	64%	19%	17%
1987	64%	18%	18%
1988	62%	18%	20%
1989	61%	17%	22%
1990	62%	19%	20%
1991	63%	19%	18%
1992	65%	17%	17%
1993	62%	17%	21%
1994	64%	17%	19%
1995	67%	15%	18%
1996	61%	16%	23%
1997	65%	14%	21%
1998	66%	10%	24%
1999	66%	13%	21%
2000	69%	13%	18%
2001	67%	12%	21%
2002	72%	11%	18%
2003	72%	10%	18%
2004	74%	9%	17%
2005	72%	12%	16%
2006	72%	10%	19%
2007	73%	11%	16%
2008	75%	10%	15%
2009	78%	9%	13%
2010	79%	8%	13%
2011			
2012			

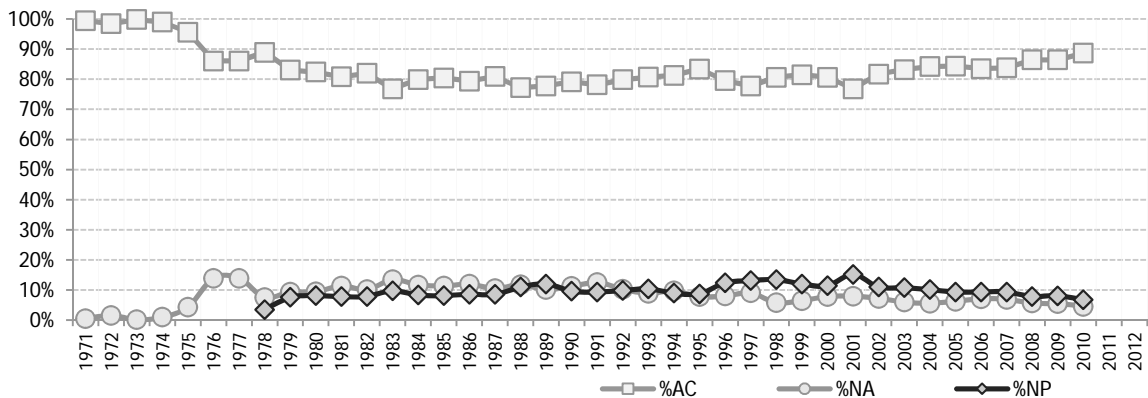
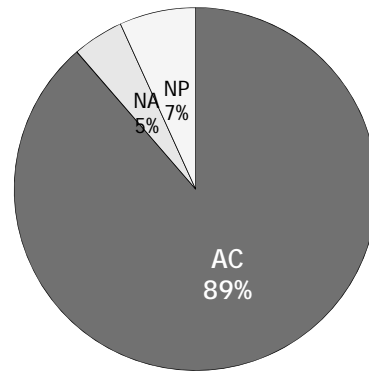
2010



Mujeres

Generación	%AC	%NA	%NP
1971	99%	1%	
1972	98%	2%	
1973	100%	0%	
1974	99%	1%	
1975	96%	4%	
1976	86%	14%	
1977	86%	14%	
1978	89%	8%	3%
1979	83%	9%	8%
1980	82%	9%	8%
1981	81%	11%	8%
1982	82%	10%	8%
1983	77%	13%	10%
1984	80%	12%	8%
1985	80%	11%	8%
1986	79%	12%	9%
1987	81%	11%	9%
1988	77%	12%	11%
1989	78%	10%	12%
1990	79%	11%	10%
1991	78%	12%	9%
1992	80%	10%	10%
1993	81%	9%	10%
1994	81%	10%	9%
1995	83%	8%	9%
1996	80%	8%	12%
1997	78%	9%	13%
1998	81%	6%	14%
1999	81%	7%	12%
2000	81%	8%	11%
2001	77%	8%	15%
2002	82%	7%	11%
2003	83%	6%	11%
2004	84%	6%	10%
2005	84%	6%	9%
2006	83%	7%	9%
2007	84%	7%	9%
2008	86%	6%	8%
2009	86%	5%	8%
2010	89%	5%	7%
2011			
2012			

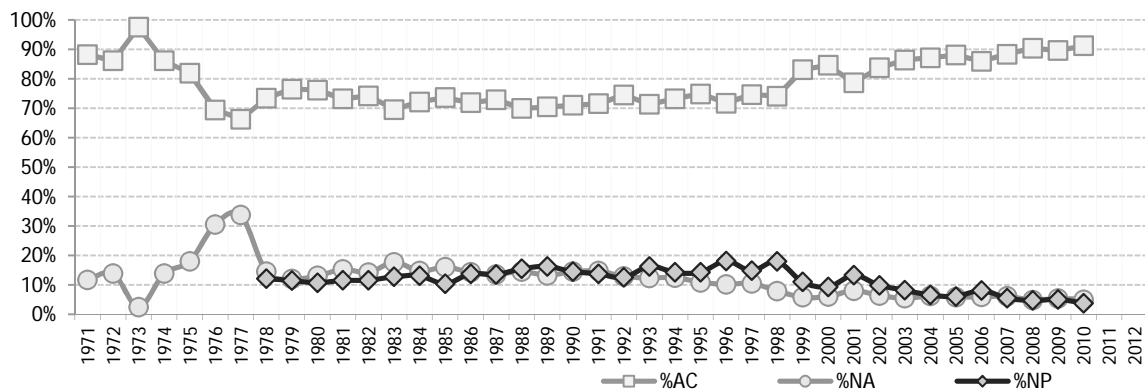
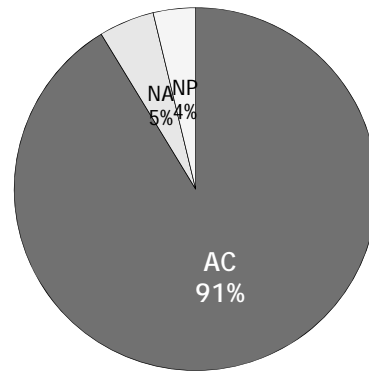
2010



Matutino

Generación	%AC	%NA	%NP
1971	88%	12%	
1972	86%	14%	
1973	98%	2%	
1974	86%	14%	
1975	82%	18%	
1976	69%	31%	
1977	66%	34%	
1978	73%	14%	12%
1979	77%	12%	11%
1980	76%	13%	11%
1981	73%	15%	12%
1982	74%	14%	12%
1983	70%	18%	13%
1984	72%	15%	13%
1985	74%	16%	10%
1986	72%	14%	14%
1987	73%	14%	14%
1988	70%	15%	15%
1989	71%	13%	16%
1990	71%	14%	15%
1991	72%	15%	14%
1992	75%	13%	13%
1993	71%	12%	16%
1994	73%	12%	14%
1995	75%	11%	14%
1996	72%	10%	18%
1997	75%	10%	15%
1998	74%	8%	18%
1999	83%	6%	11%
2000	85%	6%	9%
2001	79%	8%	13%
2002	84%	6%	10%
2003	86%	5%	8%
2004	87%	6%	7%
2005	88%	6%	6%
2006	86%	6%	8%
2007	88%	6%	6%
2008	90%	5%	5%
2009	90%	5%	5%
2010	91%	5%	4%
2011			
2012			

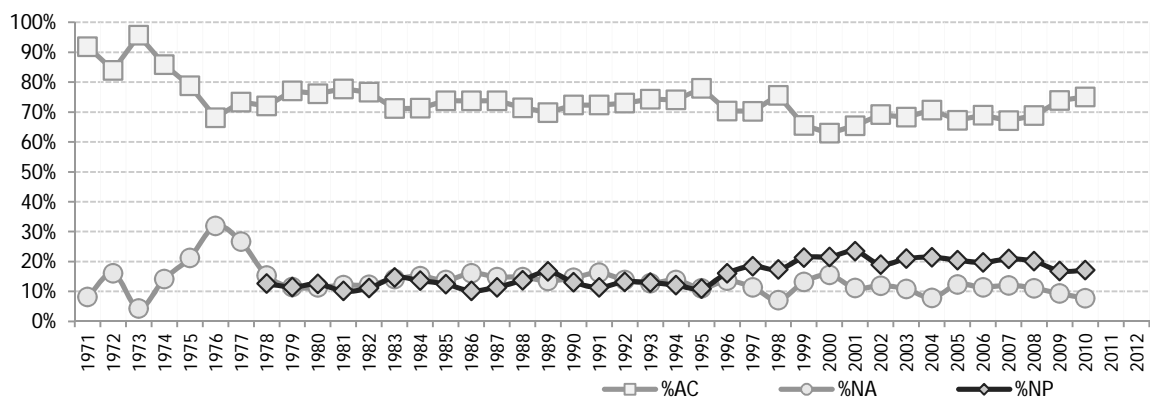
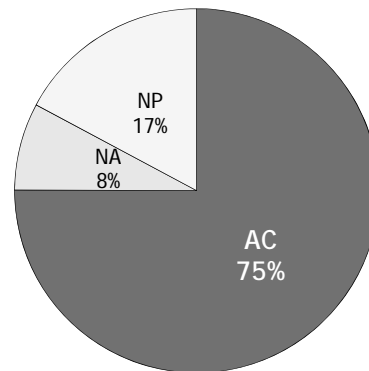
2010



Vespertino

Generación	%AC	%NA	%NP
1971	92%	8%	
1972	84%	16%	
1973	96%	4%	
1974	86%	14%	
1975	79%	21%	
1976	68%	32%	
1977	73%	27%	
1978	72%	15%	13%
1979	77%	11%	12%
1980	76%	11%	12%
1981	78%	12%	10%
1982	77%	12%	11%
1983	71%	14%	15%
1984	71%	15%	14%
1985	74%	14%	12%
1986	74%	16%	10%
1987	74%	15%	11%
1988	71%	15%	14%
1989	70%	14%	17%
1990	72%	15%	13%
1991	72%	16%	11%
1992	73%	14%	13%
1993	74%	13%	13%
1994	74%	14%	12%
1995	78%	11%	11%
1996	70%	14%	16%
1997	70%	11%	18%
1998	76%	7%	17%
1999	66%	13%	21%
2000	63%	16%	22%
2001	65%	11%	23%
2002	69%	12%	19%
2003	68%	11%	21%
2004	71%	8%	21%
2005	67%	12%	20%
2006	69%	11%	20%
2007	67%	12%	21%
2008	69%	11%	20%
2009	74%	9%	17%
2010	75%	8%	17%
2011			
2012			

2010



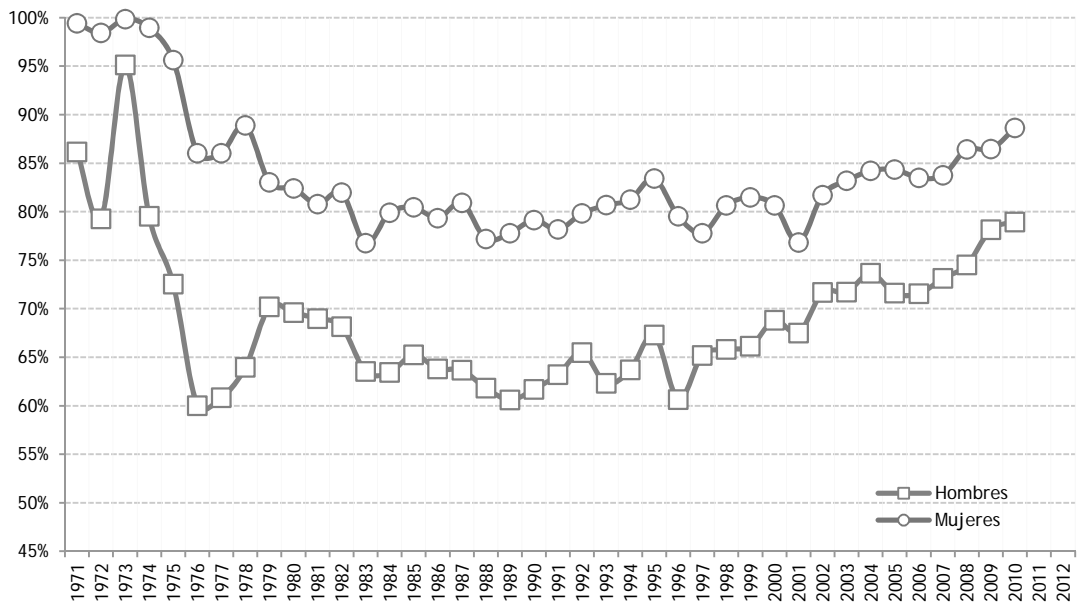
Psicología I

Acreditación

Generación	Género		Turno		Plantel					CCH
	Hombres	Mujeres	Matutino	Vespertino	Azcapotzalco	Naucalpan	Vallejo	Oriente	Sur	
1971	86%	99%	88%	92%	98%	92%	86%			90%
1972	79%	98%	86%	84%	88%	84%	85%	84%	85%	85%
1973	95%	100%	98%	96%	100%	96%	86%	100%	100%	97%
1974	80%	99%	86%	86%	88%	86%	86%	87%	83%	86%
1975	73%	96%	82%	79%	78%	79%	76%	79%	87%	81%
1976	60%	86%	69%	68%	75%	68%	68%	67%	65%	69%
1977	61%	86%	66%	73%	73%	73%	66%	69%	67%	69%
1978	64%	89%	73%	72%	78%	72%	62%	74%	82%	73%
1979	70%	83%	77%	77%	80%	77%	69%	73%	84%	77%
1980	70%	82%	76%	76%	79%	76%	73%	70%	84%	76%
1981	69%	81%	73%	78%	86%	78%	69%	68%	80%	75%
1982	68%	82%	74%	77%	84%	77%	69%	73%	79%	75%
1983	64%	77%	70%	71%	81%	71%	63%	65%	75%	70%
1984	63%	80%	72%	71%	78%	71%	65%	69%	73%	72%
1985	65%	80%	74%	74%	81%	74%	68%	72%	76%	74%
1986	64%	79%	72%	74%	78%	74%	69%	66%	78%	73%
1987	64%	81%	73%	74%	81%	74%	69%	75%	70%	73%
1988	62%	77%	70%	71%	80%	71%	63%	71%	69%	71%
1989	61%	78%	71%	70%	80%	70%	63%	71%	70%	70%
1990	62%	79%	71%	72%	80%	72%	64%	70%	71%	72%
1991	63%	78%	72%	72%	83%	72%	62%	68%	74%	72%
1992	65%	80%	75%	73%	82%	73%	65%	71%	78%	74%
1993	62%	81%	71%	74%	74%	74%	66%	75%	75%	73%
1994	64%	81%	73%	74%	82%	74%	66%	73%	74%	74%
1995	67%	83%	75%	78%	84%	78%	69%	74%	78%	76%
1996	61%	80%	72%	70%	76%	70%	65%	69%	71%	71%
1997	65%	78%	75%	70%	79%	70%	62%	71%	75%	73%
1998	66%	81%	74%	76%	79%	76%	67%	71%	76%	75%
1999	66%	81%	83%	66%	79%	66%	71%	72%	77%	76%
2000	69%	81%	85%	63%	79%	63%	76%	74%	78%	76%
2001	67%	77%	79%	65%	79%	65%	71%	70%	75%	74%
2002	72%	82%	84%	69%	83%	69%	73%	76%	83%	78%
2003	72%	83%	86%	68%	80%	68%	74%	77%	85%	79%
2004	74%	84%	87%	71%	82%	71%	79%	80%	85%	80%
2005	72%	84%	88%	67%	79%	67%	74%	76%	87%	80%
2006	72%	83%	86%	69%	83%	69%	69%	80%	85%	79%
2007	73%	84%	88%	67%	83%	67%	75%	77%	83%	80%
2008	75%	86%	90%	69%	83%	69%	80%	77%	86%	82%
2009	78%	86%	90%	74%	87%	74%	80%	79%	88%	83%
2010	79%	89%	91%	75%	85%	75%	80%	83%	90%	85%
2011										
2012										

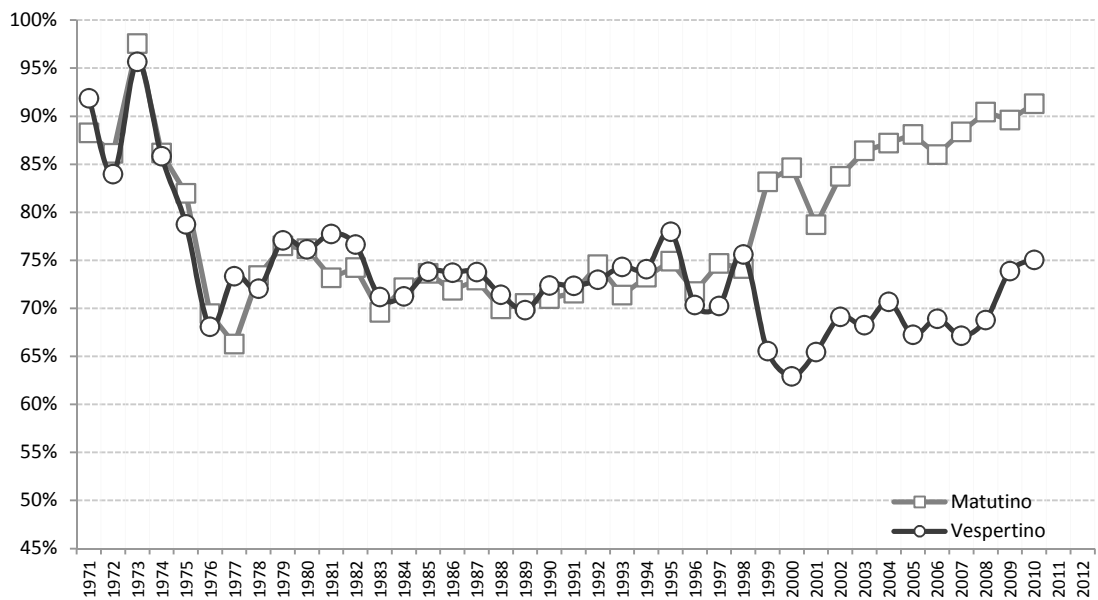
1516 Psicología I

Acreditación por género



1516 Psicología I

Acreditación por turno



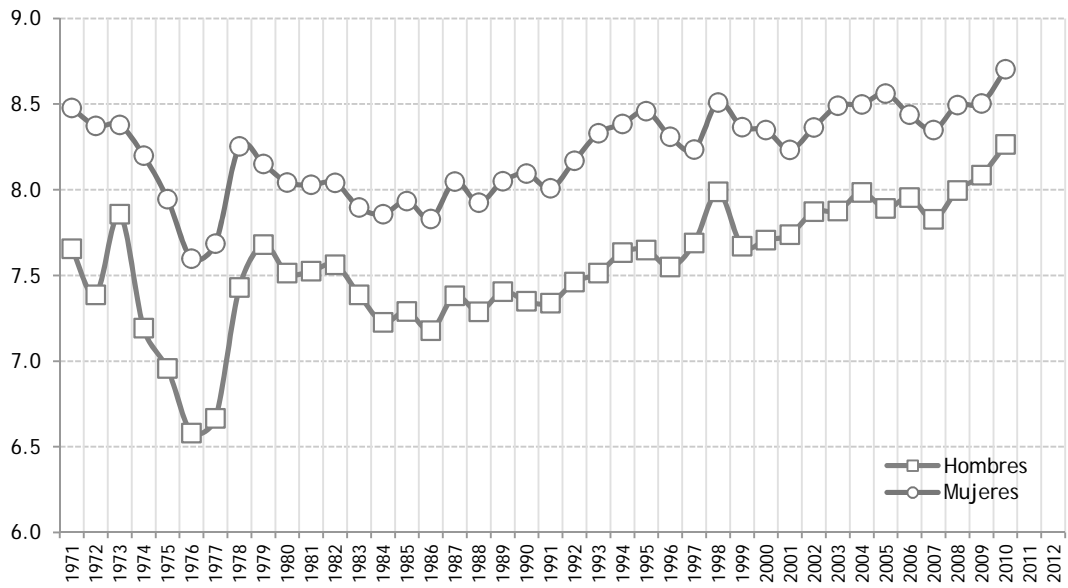
Psicología I

Promedio de Calificaciones

Generación	Género		Turno		Plantel					CCH
	Hombres	Mujeres	Matutino	Vespertino	Azacapotzalco	Naucalpan	Vallejo	Oriente	Sur	
1971	7.7	8.5	7.8	8.0	8.5	8.0	7.4			7.9
1972	7.4	8.4	7.8	7.6	7.9	7.6	7.3	8.1	7.9	7.7
1973	7.9	8.4	8.1	8.0	8.5	8.0	7.2	8.6	8.0	8.0
1974	7.2	8.2	7.5	7.6	7.5	7.6	7.3	8.1	7.4	7.5
1975	7.0	7.9	7.2	7.4	7.3	7.4	6.8	7.7	7.5	7.3
1976	6.6	7.6	6.9	7.0	7.1	7.0	6.7	7.3	6.8	6.9
1977	6.7	7.7	6.9	7.2	7.2	7.2	6.8	7.4	6.6	7.0
1978	7.4	8.3	7.7	7.8	7.9	7.8	7.0	8.4	8.3	7.8
1979	7.7	8.2	7.9	8.0	8.2	8.0	7.4	8.0	8.1	7.9
1980	7.5	8.0	7.7	8.0	8.0	8.0	7.5	7.8	8.0	7.8
1981	7.5	8.0	7.6	8.0	8.3	8.0	7.3	7.7	8.1	7.8
1982	7.6	8.0	7.7	7.9	8.5	7.9	7.4	7.8	7.9	7.8
1983	7.4	7.9	7.6	7.8	8.4	7.8	7.1	7.5	7.8	7.7
1984	7.2	7.9	7.6	7.5	8.1	7.5	7.2	7.4	7.4	7.6
1985	7.3	7.9	7.5	7.8	8.4	7.8	7.2	7.6	7.6	7.7
1986	7.2	7.8	7.5	7.6	8.0	7.6	7.3	7.1	7.8	7.6
1987	7.4	8.0	7.8	7.8	8.4	7.8	7.4	7.6	7.8	7.8
1988	7.3	7.9	7.7	7.6	8.5	7.6	7.2	7.6	7.4	7.7
1989	7.4	8.0	7.8	7.7	8.3	7.7	7.4	7.6	7.6	7.8
1990	7.4	8.1	7.8	7.8	8.5	7.8	7.3	7.7	7.7	7.8
1991	7.3	8.0	7.8	7.7	8.5	7.7	7.4	7.4	7.8	7.7
1992	7.5	8.2	7.9	7.8	8.7	7.8	7.2	7.7	8.0	7.9
1993	7.5	8.3	8.0	8.0	8.6	8.0	7.4	8.1	8.1	8.0
1994	7.6	8.4	8.2	7.9	8.6	7.9	7.6	8.0	8.2	8.1
1995	7.6	8.5	8.2	8.0	8.7	8.0	7.6	8.0	8.2	8.1
1996	7.5	8.3	8.1	7.9	8.2	7.9	7.6	7.9	8.2	8.0
1997	7.7	8.2	8.1	7.9	8.4	7.9	7.4	8.1	8.2	8.0
1998	8.0	8.5	8.4	8.3	8.7	8.3	8.0	8.1	8.5	8.3
1999	7.7	8.4	8.4	7.7	8.5	7.7	7.8	7.8	8.5	8.1
2000	7.7	8.3	8.5	7.4	8.4	7.4	7.9	7.6	8.7	8.1
2001	7.7	8.2	8.2	7.8	8.3	7.8	8.0	7.8	8.4	8.1
2002	7.9	8.4	8.5	7.7	8.5	7.7	7.9	7.9	8.7	8.2
2003	7.9	8.5	8.5	7.8	8.7	7.8	8.0	8.0	8.6	8.3
2004	8.0	8.5	8.6	7.9	8.7	7.9	8.3	8.1	8.6	8.3
2005	7.9	8.6	8.7	7.8	8.4	7.8	8.1	8.1	8.6	8.3
2006	8.0	8.4	8.6	7.8	8.4	7.8	7.9	8.3	8.7	8.3
2007	7.8	8.3	8.5	7.6	8.4	7.6	7.9	8.0	8.5	8.2
2008	8.0	8.5	8.6	7.7	8.4	7.7	8.1	8.1	8.6	8.3
2009	8.1	8.5	8.6	8.0	8.6	8.0	8.2	8.2	8.6	8.3
2010	8.3	8.7	8.8	8.1	8.8	8.1	8.3	8.3	8.7	8.5
2011										
2012										

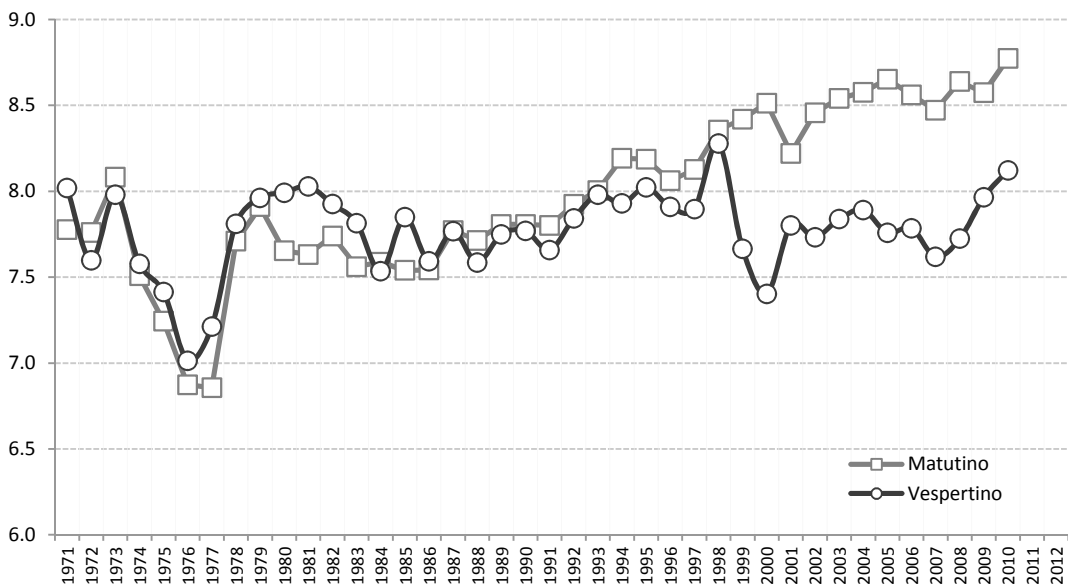
1516 Psicología I

Calificación promedio por género



1516 Psicología I

Calificación promedio por turno





Universidad Nacional Autónoma de México
Colegio de Ciencias y Humanidades

Psicología II

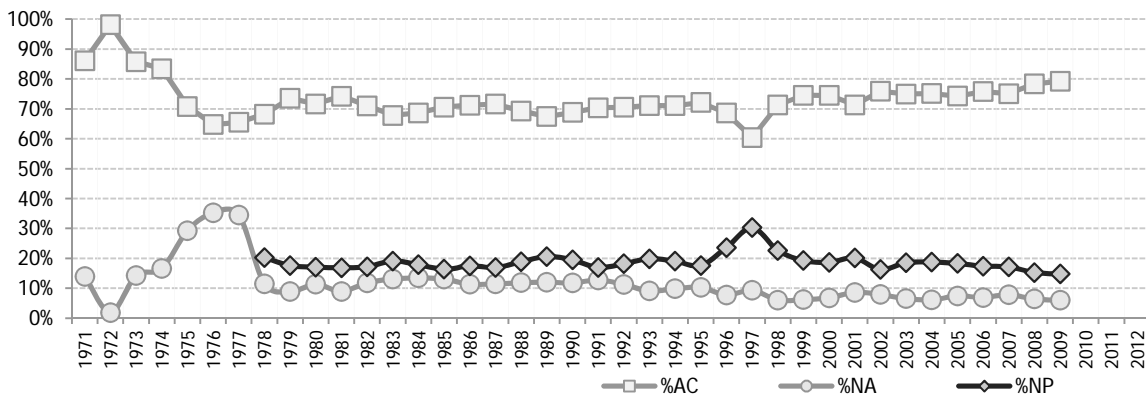
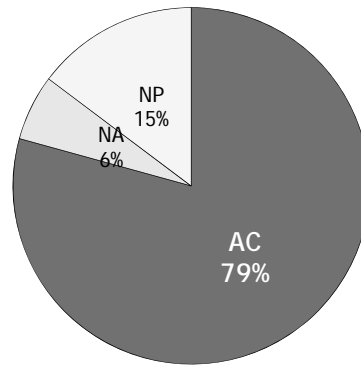
CIENCIAS EXPERIMENTALES

Asignatura incluida		Plan	Semestre	Creditos	Horas
1616	Psicología II	1997	6	8	4
3062	Psicología II	1971	6	6	3

Total CCH

Generación	%AC	%NA	%NP
1971	86%	14%	
1972	98%	2%	
1973	86%	14%	
1974	83%	17%	
1975	71%	29%	
1976	65%	35%	
1977	66%	34%	
1978	68%	11%	20%
1979	74%	9%	18%
1980	72%	11%	17%
1981	74%	9%	17%
1982	71%	12%	17%
1983	68%	13%	19%
1984	69%	13%	18%
1985	71%	13%	16%
1986	71%	11%	17%
1987	72%	11%	17%
1988	69%	12%	19%
1989	67%	12%	21%
1990	69%	12%	19%
1991	70%	13%	17%
1992	71%	11%	18%
1993	71%	9%	20%
1994	71%	10%	19%
1995	72%	10%	18%
1996	69%	8%	24%
1997	60%	9%	30%
1998	71%	6%	23%
1999	75%	6%	19%
2000	75%	7%	19%
2001	71%	9%	20%
2002	76%	8%	16%
2003	75%	7%	19%
2004	75%	6%	19%
2005	74%	7%	18%
2006	76%	7%	17%
2007	75%	8%	17%
2008	78%	6%	15%
2009	79%	6%	15%
2010			
2011			
2012			

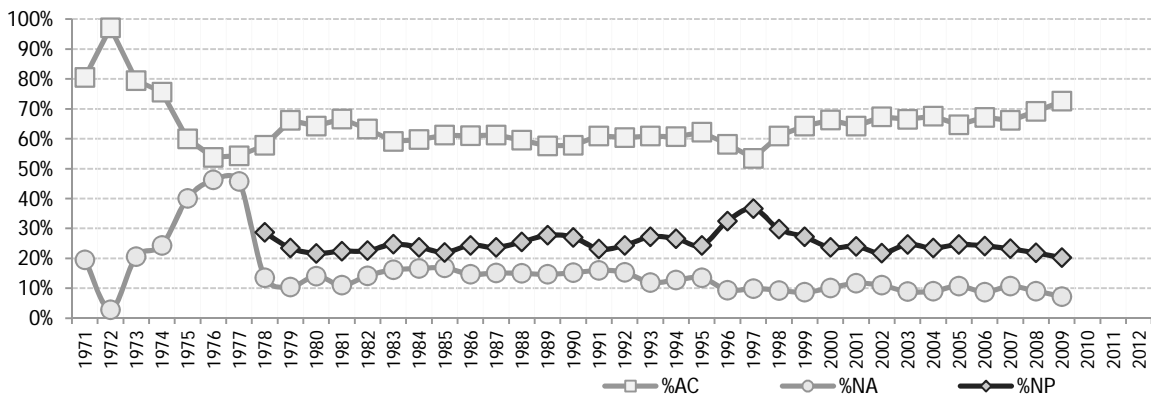
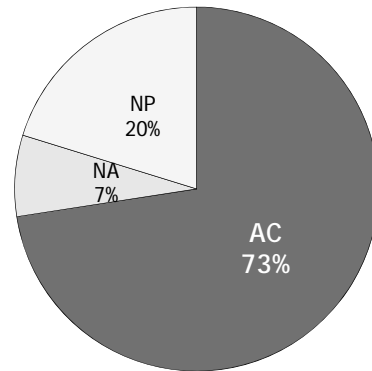
2009



Hombres

Generación	%AC	%NA	%NP
1971	80%	20%	
1972	97%	3%	
1973	79%	21%	
1974	76%	24%	
1975	60%	40%	
1976	54%	46%	
1977	54%	46%	
1978	58%	14%	29%
1979	66%	10%	23%
1980	64%	14%	22%
1981	67%	11%	22%
1982	63%	14%	23%
1983	59%	16%	25%
1984	60%	17%	24%
1985	61%	17%	22%
1986	61%	15%	24%
1987	61%	15%	24%
1988	59%	15%	26%
1989	58%	15%	28%
1990	58%	15%	27%
1991	61%	16%	23%
1992	60%	15%	24%
1993	61%	12%	27%
1994	61%	13%	27%
1995	62%	13%	24%
1996	58%	9%	32%
1997	53%	10%	37%
1998	61%	9%	30%
1999	64%	9%	27%
2000	66%	10%	24%
2001	64%	12%	24%
2002	67%	11%	22%
2003	67%	9%	25%
2004	68%	9%	23%
2005	65%	11%	25%
2006	67%	9%	24%
2007	66%	11%	23%
2008	69%	9%	22%
2009	73%	7%	20%
2010			
2011			
2012			

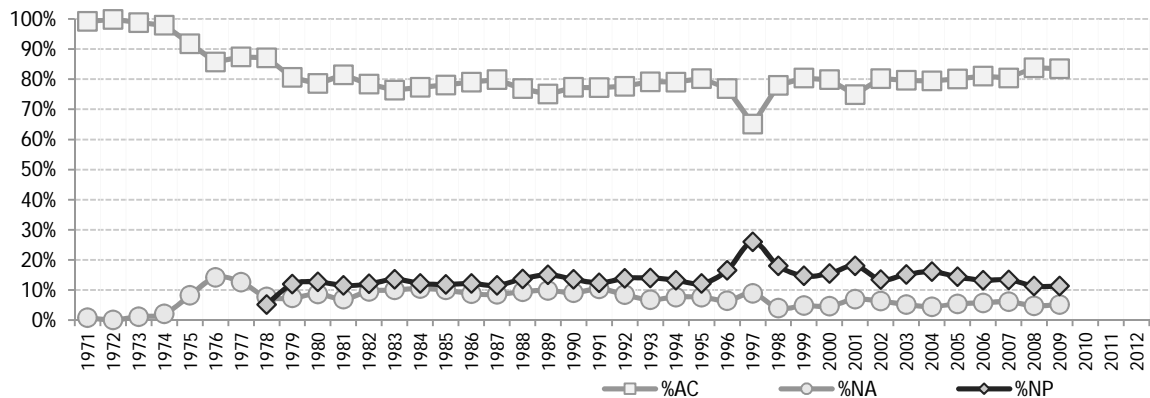
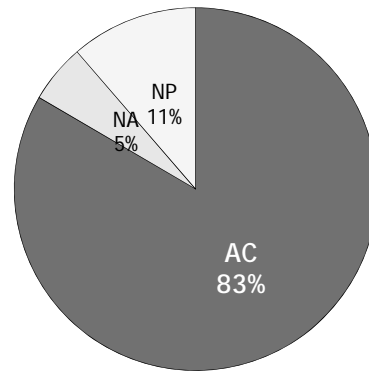
2009



Mujeres

Generación	%AC	%NA	%NP
1971	99%	1%	
1972	100%	0%	
1973	99%	1%	
1974	98%	2%	
1975	92%	8%	
1976	86%	14%	
1977	87%	13%	
1978	87%	8%	5%
1979	81%	7%	12%
1980	79%	9%	13%
1981	81%	7%	12%
1982	78%	10%	12%
1983	76%	10%	14%
1984	77%	10%	12%
1985	78%	10%	12%
1986	79%	9%	12%
1987	80%	9%	12%
1988	77%	9%	14%
1989	75%	10%	15%
1990	77%	9%	14%
1991	77%	10%	12%
1992	78%	8%	14%
1993	79%	7%	14%
1994	79%	8%	13%
1995	80%	8%	12%
1996	77%	7%	17%
1997	65%	9%	26%
1998	78%	4%	18%
1999	80%	5%	15%
2000	80%	5%	15%
2001	75%	7%	18%
2002	80%	6%	13%
2003	80%	5%	15%
2004	79%	4%	16%
2005	80%	5%	14%
2006	81%	6%	13%
2007	80%	6%	13%
2008	84%	5%	11%
2009	83%	5%	11%
2010			
2011			
2012			

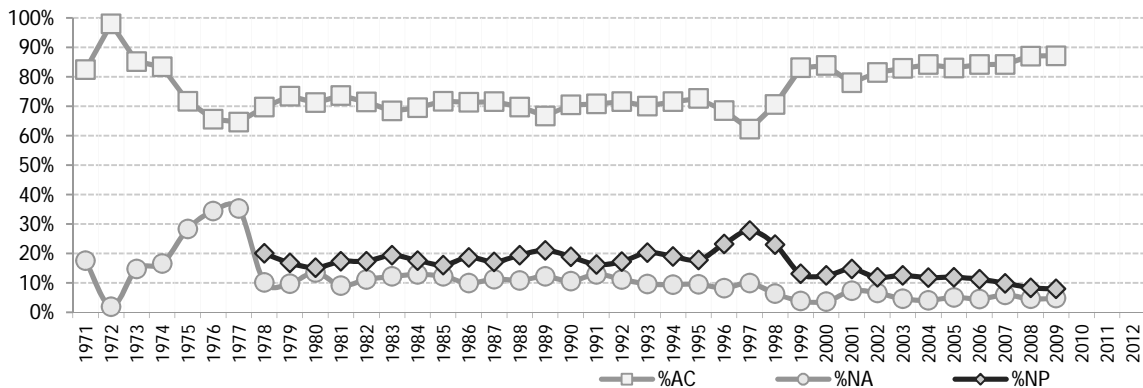
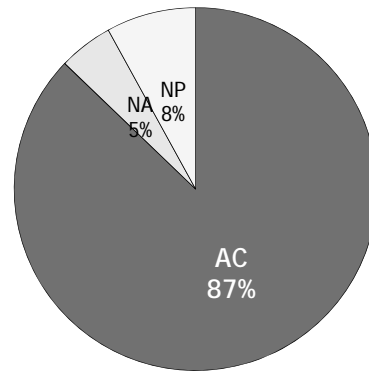
2009



Matutino

Generación	%AC	%NA	%NP
1971	82%	18%	
1972	98%	2%	
1973	85%	15%	
1974	83%	17%	
1975	72%	28%	
1976	66%	34%	
1977	65%	35%	
1978	70%	10%	20%
1979	73%	10%	17%
1980	71%	14%	15%
1981	74%	9%	17%
1982	71%	11%	17%
1983	68%	12%	19%
1984	70%	13%	18%
1985	72%	12%	16%
1986	71%	10%	19%
1987	72%	11%	17%
1988	70%	11%	19%
1989	67%	12%	21%
1990	71%	11%	19%
1991	71%	13%	16%
1992	72%	11%	17%
1993	70%	10%	20%
1994	72%	9%	19%
1995	73%	10%	18%
1996	69%	8%	23%
1997	62%	10%	28%
1998	71%	6%	23%
1999	83%	4%	13%
2000	84%	4%	13%
2001	78%	7%	15%
2002	82%	7%	12%
2003	83%	5%	13%
2004	84%	4%	12%
2005	83%	5%	12%
2006	84%	5%	11%
2007	84%	6%	10%
2008	87%	5%	8%
2009	87%	5%	8%
2010			
2011			
2012			

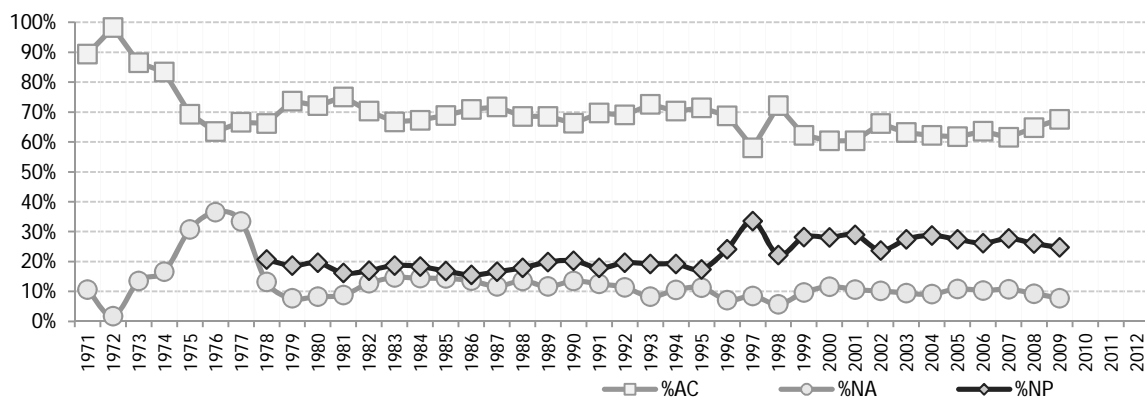
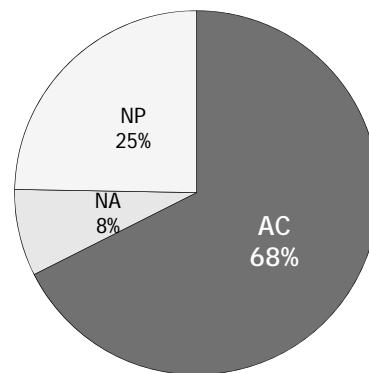
2009



Vespertino

Generación	%AC	%NA	%NP
1971	89%	11%	
1972	98%	2%	
1973	86%	14%	
1974	83%	17%	
1975	69%	31%	
1976	63%	37%	
1977	67%	33%	
1978	66%	13%	21%
1979	74%	8%	19%
1980	72%	8%	20%
1981	75%	9%	16%
1982	70%	13%	17%
1983	67%	15%	19%
1984	67%	14%	18%
1985	69%	14%	17%
1986	71%	14%	16%
1987	72%	12%	17%
1988	69%	14%	18%
1989	69%	12%	20%
1990	66%	13%	20%
1991	70%	12%	18%
1992	69%	11%	20%
1993	73%	8%	19%
1994	70%	11%	19%
1995	71%	11%	17%
1996	69%	7%	24%
1997	58%	8%	33%
1998	72%	6%	22%
1999	62%	10%	28%
2000	60%	12%	28%
2001	60%	11%	29%
2002	66%	10%	24%
2003	63%	9%	27%
2004	62%	9%	29%
2005	62%	11%	27%
2006	64%	10%	26%
2007	62%	11%	28%
2008	65%	9%	26%
2009	68%	8%	25%
2010			
2011			
2012			

2009



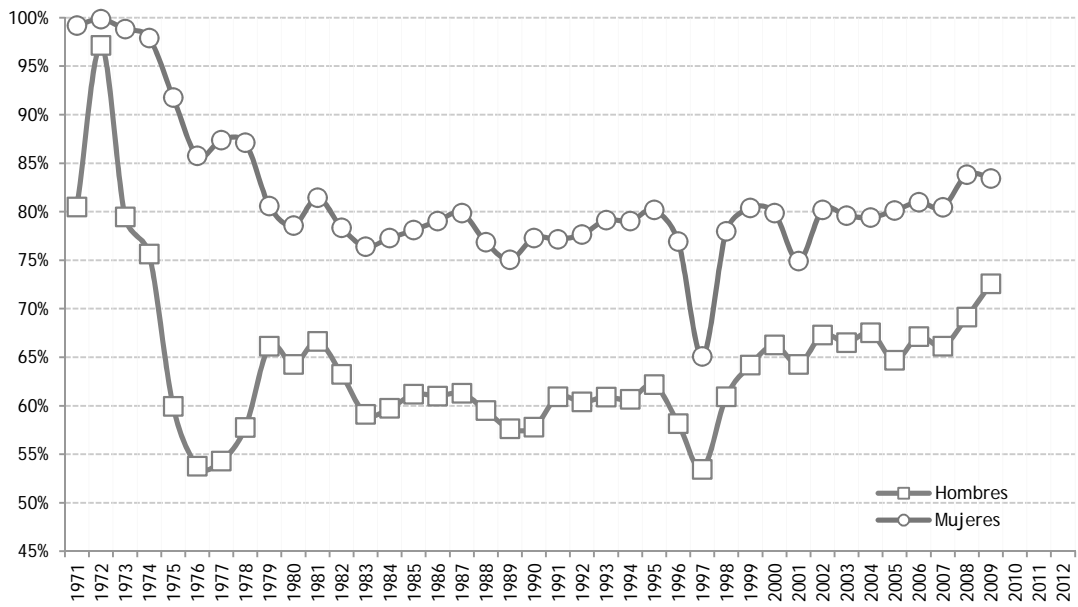
Psicología II

Acreditación

Generación	Género		Turno		Plantel					CCH
	Hombres	Mujeres	Matutino	Vespertino	Azcapotzalco	Naucalpan	Vallejo	Oriente	Sur	
1971	80%	99%	82%	89%	94%	89%	81%			86%
1972	97%	100%	98%	98%	100%	98%	93%	99%	100%	98%
1973	79%	99%	85%	86%	89%	86%	85%	85%	84%	86%
1974	76%	98%	83%	83%	86%	83%	84%	80%	84%	83%
1975	60%	92%	72%	69%	72%	69%	70%	69%	72%	71%
1976	54%	86%	66%	63%	71%	63%	67%	64%	58%	65%
1977	54%	87%	65%	67%	67%	67%	63%	69%	70%	66%
1978	58%	87%	70%	66%	75%	66%	66%	61%	74%	68%
1979	66%	81%	73%	74%	77%	74%	67%	69%	82%	74%
1980	64%	79%	71%	72%	75%	72%	69%	70%	71%	72%
1981	67%	81%	74%	75%	81%	75%	66%	69%	81%	74%
1982	63%	78%	71%	70%	77%	70%	64%	68%	79%	71%
1983	59%	76%	68%	67%	76%	67%	63%	62%	76%	68%
1984	60%	77%	70%	67%	72%	67%	64%	68%	74%	69%
1985	61%	78%	72%	69%	75%	69%	67%	70%	74%	71%
1986	61%	79%	71%	71%	76%	71%	68%	66%	75%	71%
1987	61%	80%	72%	72%	79%	72%	71%	69%	69%	72%
1988	59%	77%	70%	69%	77%	69%	64%	70%	68%	69%
1989	58%	75%	67%	69%	72%	69%	63%	67%	71%	67%
1990	58%	77%	71%	66%	77%	66%	63%	62%	73%	69%
1991	61%	77%	71%	70%	80%	70%	64%	65%	75%	70%
1992	60%	78%	72%	69%	74%	69%	64%	71%	75%	71%
1993	61%	79%	70%	73%	71%	73%	65%	73%	73%	71%
1994	61%	79%	72%	70%	78%	70%	66%	70%	74%	71%
1995	62%	80%	73%	71%	75%	71%	67%	73%	76%	72%
1996	58%	77%	69%	69%	71%	69%	64%	65%	70%	69%
1997	53%	65%	62%	58%	63%	58%	61%	62%	64%	60%
1998	61%	78%	71%	72%	74%	72%	68%	68%	73%	71%
1999	64%	80%	83%	62%	77%	62%	76%	70%	75%	75%
2000	66%	80%	84%	60%	80%	60%	72%	75%	76%	75%
2001	64%	75%	78%	60%	78%	60%	68%	68%	74%	71%
2002	67%	80%	82%	66%	79%	66%	72%	76%	79%	76%
2003	67%	80%	83%	63%	73%	63%	69%	77%	82%	75%
2004	68%	79%	84%	62%	75%	62%	74%	78%	82%	75%
2005	65%	80%	83%	62%	74%	62%	70%	72%	83%	74%
2006	67%	81%	84%	64%	78%	64%	72%	77%	81%	76%
2007	66%	80%	84%	62%	77%	62%	74%	73%	80%	75%
2008	69%	84%	87%	65%	80%	65%	74%	77%	85%	78%
2009	73%	83%	87%	68%	80%	68%	77%	77%	85%	79%
2010										
2011										
2012										

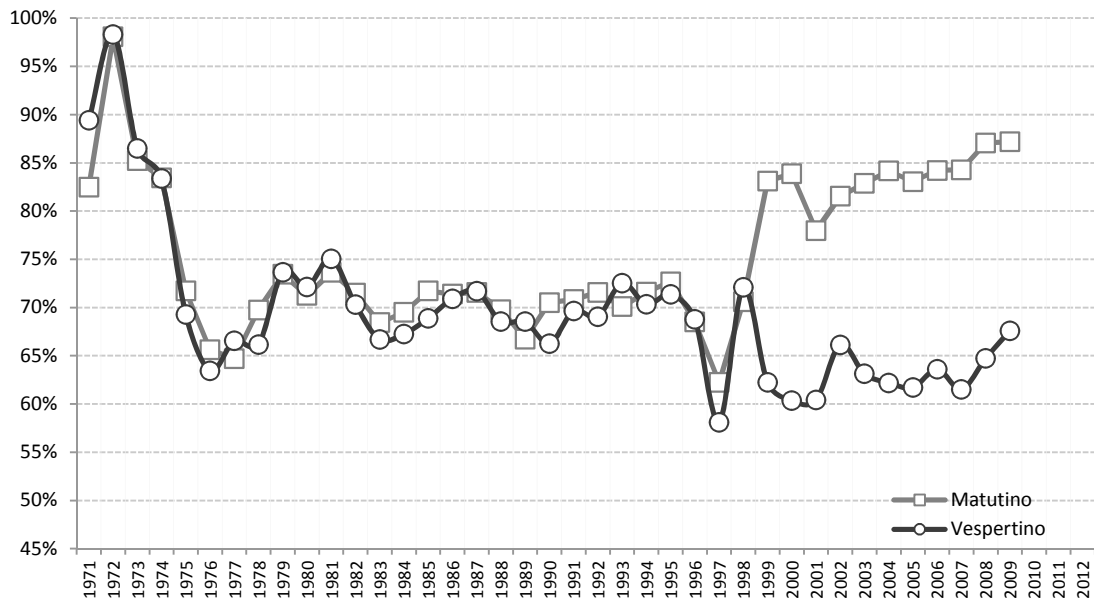
1616 Psicología II

Acreditación por género



1616 Psicología II

Acreditación por turno



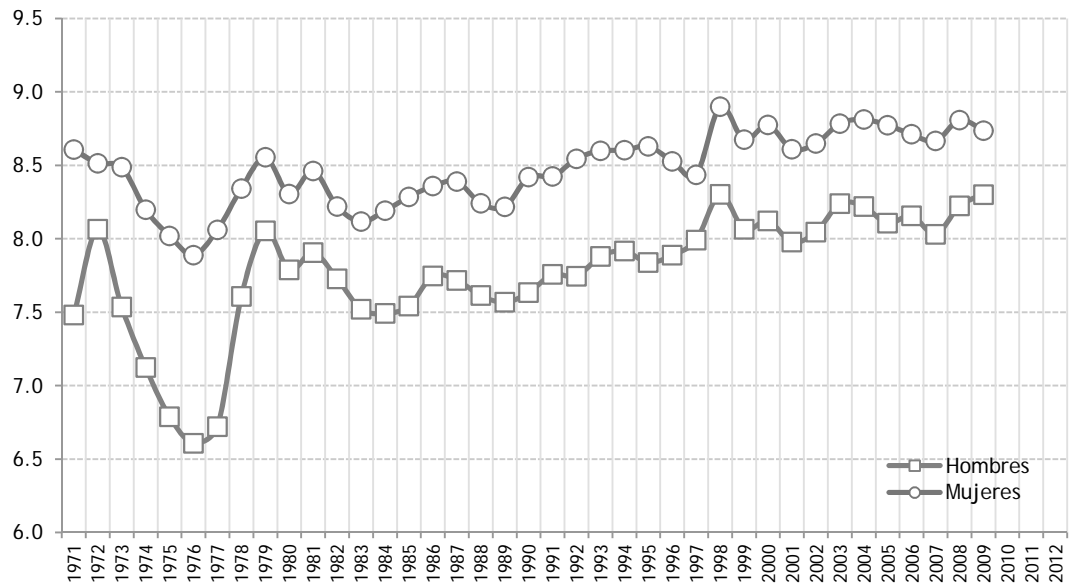
Psicología II

Promedio de Calificaciones

Generación	Género		Turno		Plantel					CCH
	Hombres	Mujeres	Matutino	Vespertino	Azacapotzalco	Naucalpan	Vallejo	Oriente	Sur	
1971	7.5	8.6	7.8	7.8	8.5	7.8	7.5			7.8
1972	8.1	8.5	8.4	8.0	8.4	8.0	7.9	8.6	8.5	8.2
1973	7.5	8.5	7.9	7.8	7.9	7.8	7.5	8.2	7.6	7.8
1974	7.1	8.2	7.4	7.7	7.3	7.7	7.5	7.6	7.7	7.5
1975	6.8	8.0	7.2	7.2	7.3	7.2	7.1	7.4	7.0	7.2
1976	6.6	7.9	7.0	7.1	7.3	7.1	7.1	7.2	6.6	7.0
1977	6.7	8.1	7.1	7.3	7.3	7.3	7.0	7.8	7.1	7.2
1978	7.6	8.3	7.9	7.9	8.3	7.9	8.0	7.8	7.8	7.9
1979	8.1	8.6	8.3	8.4	8.3	8.4	7.9	8.2	9.1	8.3
1980	7.8	8.3	7.8	8.4	8.8	8.4	7.6	8.2	7.8	8.1
1981	7.9	8.5	8.1	8.3	8.8	8.3	7.8	8.0	8.5	8.2
1982	7.7	8.2	8.0	8.0	8.5	8.0	7.7	7.9	8.5	8.0
1983	7.5	8.1	7.8	7.8	8.5	7.8	7.6	7.7	7.9	7.8
1984	7.5	8.2	7.9	7.8	8.4	7.8	7.6	7.8	8.0	7.9
1985	7.5	8.3	8.0	8.0	8.4	8.0	7.9	7.9	8.0	8.0
1986	7.7	8.4	8.1	8.1	8.8	8.1	7.7	7.6	8.3	8.1
1987	7.7	8.4	8.0	8.2	8.8	8.2	7.9	7.8	8.1	8.1
1988	7.6	8.2	8.1	7.9	8.8	7.9	7.4	8.2	7.9	8.0
1989	7.6	8.2	8.0	7.9	8.5	7.9	7.6	8.0	7.9	8.0
1990	7.6	8.4	8.2	8.0	8.8	8.0	7.8	7.8	8.2	8.1
1991	7.8	8.4	8.2	8.1	8.7	8.1	7.9	7.8	8.4	8.2
1992	7.7	8.5	8.3	8.2	8.7	8.2	7.9	8.2	8.4	8.2
1993	7.9	8.6	8.3	8.3	8.9	8.3	7.9	8.5	8.4	8.3
1994	7.9	8.6	8.4	8.3	8.8	8.3	8.2	8.5	8.3	8.3
1995	7.8	8.6	8.4	8.2	8.5	8.2	8.2	8.4	8.4	8.3
1996	7.9	8.5	8.3	8.3	8.2	8.3	8.1	8.4	8.6	8.3
1997	8.0	8.4	8.3	8.2	8.7	8.2	8.0	8.6	8.9	8.3
1998	8.3	8.9	8.7	8.7	8.8	8.7	8.4	8.6	9.0	8.7
1999	8.1	8.7	8.7	8.1	8.9	8.1	8.2	8.4	8.8	8.5
2000	8.1	8.8	8.9	7.9	8.9	7.9	8.1	8.4	9.0	8.5
2001	8.0	8.6	8.6	8.1	8.8	8.1	8.2	8.2	8.6	8.4
2002	8.0	8.6	8.7	8.0	8.6	8.0	8.2	8.4	8.8	8.5
2003	8.2	8.8	8.8	8.2	9.0	8.2	8.3	8.7	8.8	8.6
2004	8.2	8.8	8.9	8.1	8.8	8.1	8.4	8.6	9.0	8.6
2005	8.1	8.8	8.8	8.1	8.8	8.1	8.2	8.6	8.8	8.5
2006	8.2	8.7	8.8	8.0	8.7	8.0	8.3	8.7	8.7	8.5
2007	8.0	8.7	8.7	8.0	8.7	8.0	8.5	8.3	8.8	8.4
2008	8.2	8.8	8.9	8.1	8.7	8.1	8.3	8.6	8.9	8.6
2009	8.3	8.7	8.8	8.2	8.7	8.2	8.4	8.5	8.9	8.6
2010										
2011										
2012										

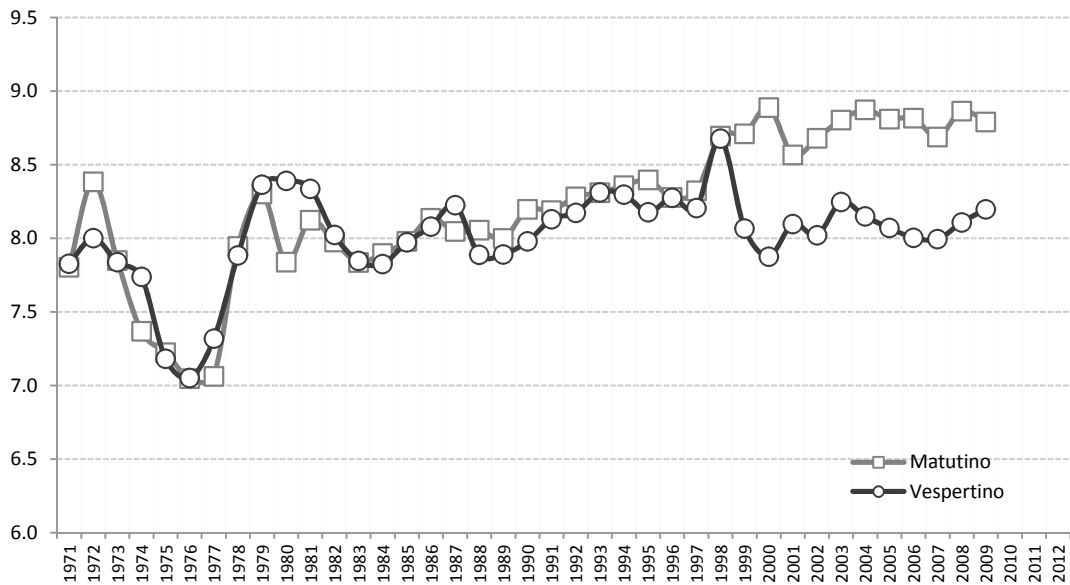
1616 Psicología II

Calificación promedio por género



1616 Psicología II

Calificación promedio por turno





Universidad Nacional Autónoma de México
Colegio de Ciencias y Humanidades

Método Experimental (Física, Química y Biología)

CIENCIAS EXPERIMENTALES

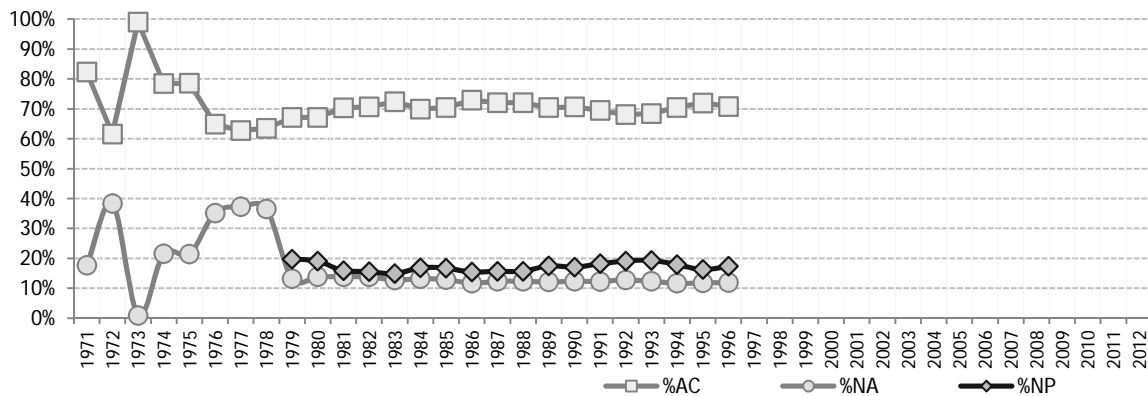
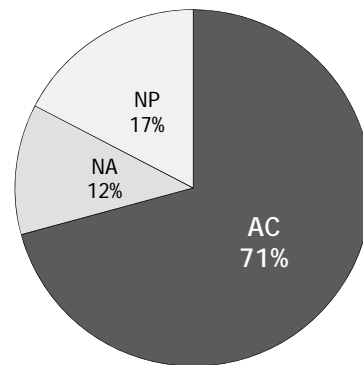
Asignatura incluida		Plan	Semestre	Creditos	Horas
3023	Método Experimental (Física, Química y Biología)	1971	4	10	5

Asignatura del Plan de Estudios de 1971, sin equivalencia en de 1997.

Total CCH

Generación	%AC	%NA	%NP
1971	82%	18%	
1972	62%	38%	
1973	99%	1%	
1974	78%	22%	
1975	79%	21%	
1976	65%	35%	
1977	63%	37%	
1978	63%	37%	
1979	67%	13%	20%
1980	67%	14%	19%
1981	70%	14%	16%
1982	71%	14%	16%
1983	72%	13%	15%
1984	70%	13%	17%
1985	70%	13%	17%
1986	73%	12%	15%
1987	72%	12%	16%
1988	72%	12%	16%
1989	70%	12%	17%
1990	71%	12%	17%
1991	70%	12%	18%
1992	68%	13%	19%
1993	68%	12%	19%
1994	70%	12%	18%
1995	72%	12%	16%
1996	71%	12%	17%
1997			
1998			
1999			
2000			
2001			
2002			
2003			
2004			
2005			
2006			
2007			
2008			
2009			
2010			
2011			
2012			

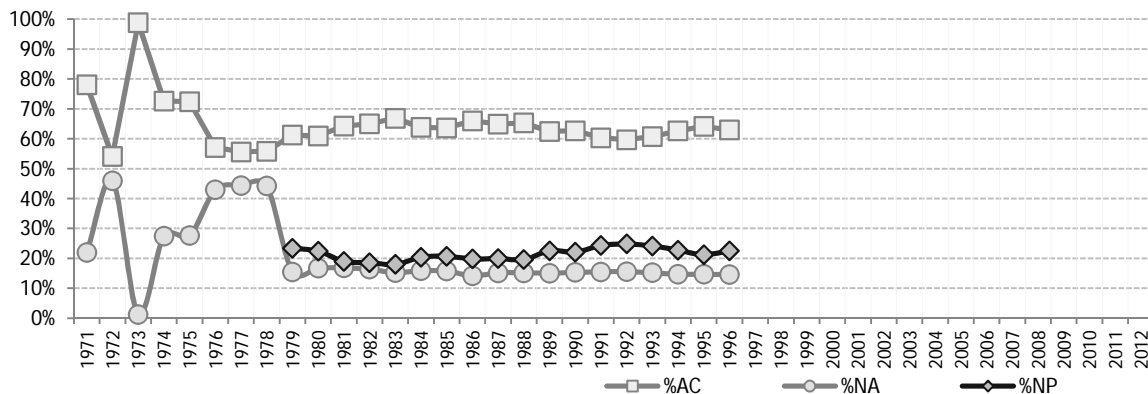
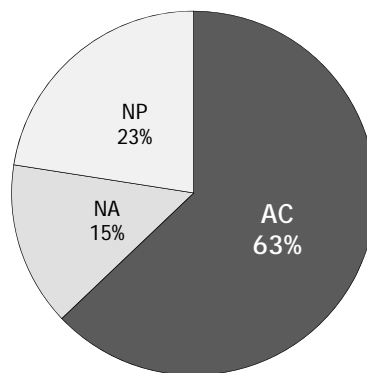
1996



Hombres

Generación	%AC	%NA	%NP
1971	78%	22%	
1972	54%	46%	
1973	99%	1%	
1974	73%	27%	
1975	72%	28%	
1976	57%	43%	
1977	56%	44%	
1978	56%	44%	
1979	61%	15%	23%
1980	61%	17%	22%
1981	64%	17%	19%
1982	65%	16%	19%
1983	67%	15%	18%
1984	64%	16%	20%
1985	64%	16%	21%
1986	66%	14%	20%
1987	65%	15%	20%
1988	65%	15%	20%
1989	62%	15%	23%
1990	63%	15%	22%
1991	60%	15%	24%
1992	60%	16%	25%
1993	61%	15%	24%
1994	63%	15%	23%
1995	64%	15%	21%
1996	63%	15%	23%
1997			
1998			
1999			
2000			
2001			
2002			
2003			
2004			
2005			
2006			
2007			
2008			
2009			
2010			
2011			
2012			

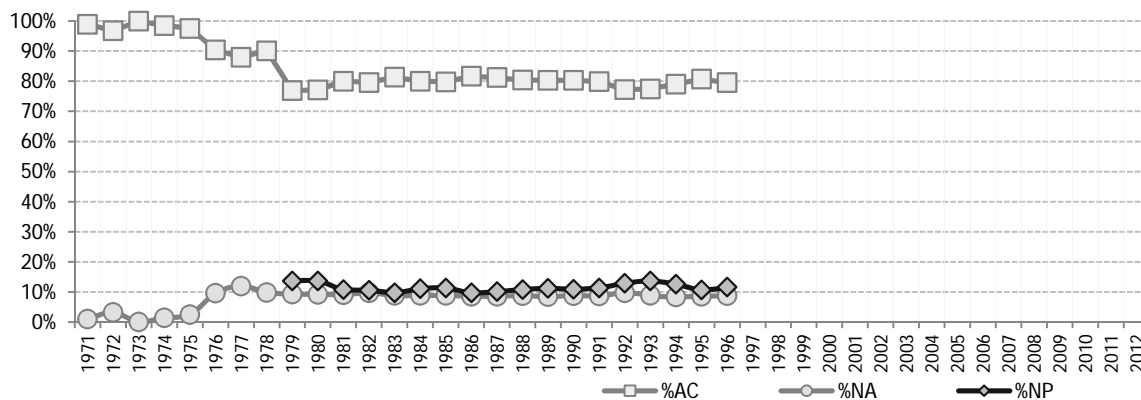
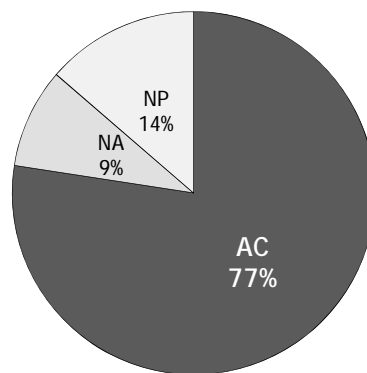
1996



Mujeres

Generación	%AC	%NA	%NP
1971	99%	1%	
1972	97%	3%	
1973	100%	0%	
1974	98%	2%	
1975	98%	2%	
1976	90%	10%	
1977	88%	12%	
1978	90%	10%	
1979	77%	9%	14%
1980	77%	9%	14%
1981	80%	9%	11%
1982	80%	10%	11%
1983	81%	9%	10%
1984	80%	9%	11%
1985	80%	9%	11%
1986	82%	9%	10%
1987	81%	9%	10%
1988	80%	9%	11%
1989	80%	8%	11%
1990	80%	9%	11%
1991	80%	9%	11%
1992	77%	10%	13%
1993	77%	9%	14%
1994	79%	8%	13%
1995	81%	9%	11%
1996	80%	9%	12%
1997			
1998			
1999			
2000			
2001			
2002			
2003			
2004			
2005			
2006			
2007			
2008			
2009			
2010			
2011			
2012			

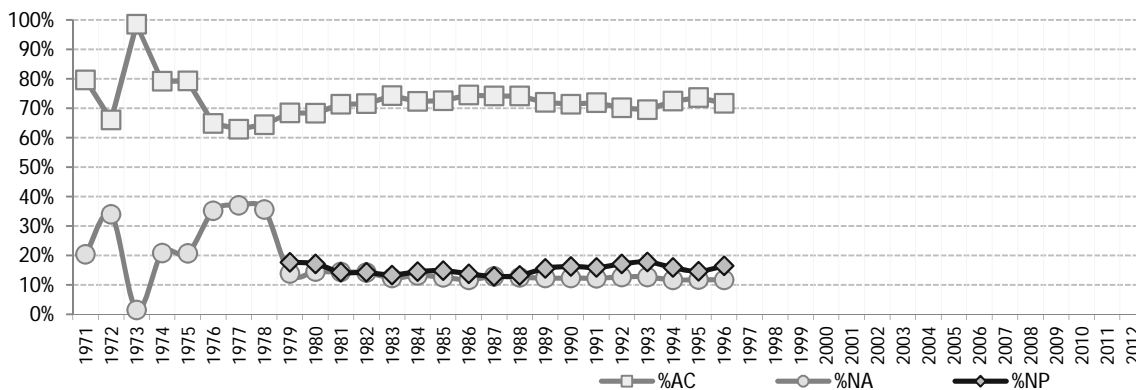
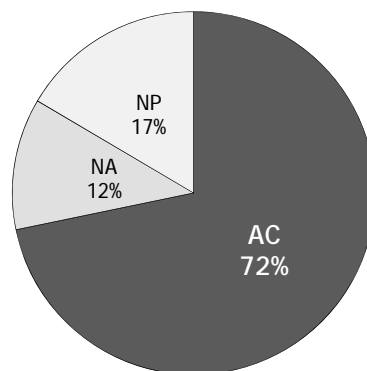
1993



Matutino

Generación	%AC	%NA	%NP
1971	80%	20%	
1972	66%	34%	
1973	99%	1%	
1974	79%	21%	
1975	79%	21%	
1976	65%	35%	
1977	63%	37%	
1978	64%	36%	
1979	68%	14%	18%
1980	68%	15%	17%
1981	71%	14%	14%
1982	72%	14%	14%
1983	74%	12%	13%
1984	72%	13%	14%
1985	73%	13%	15%
1986	75%	12%	14%
1987	74%	13%	13%
1988	74%	13%	13%
1989	72%	12%	16%
1990	71%	12%	16%
1991	72%	12%	16%
1992	70%	13%	17%
1993	69%	13%	18%
1994	72%	12%	16%
1995	74%	12%	15%
1996	72%	12%	17%
1997			
1998			
1999			
2000			
2001			
2002			
2003			
2004			
2005			
2006			
2007			
2008			
2009			
2010			
2011			
2012			

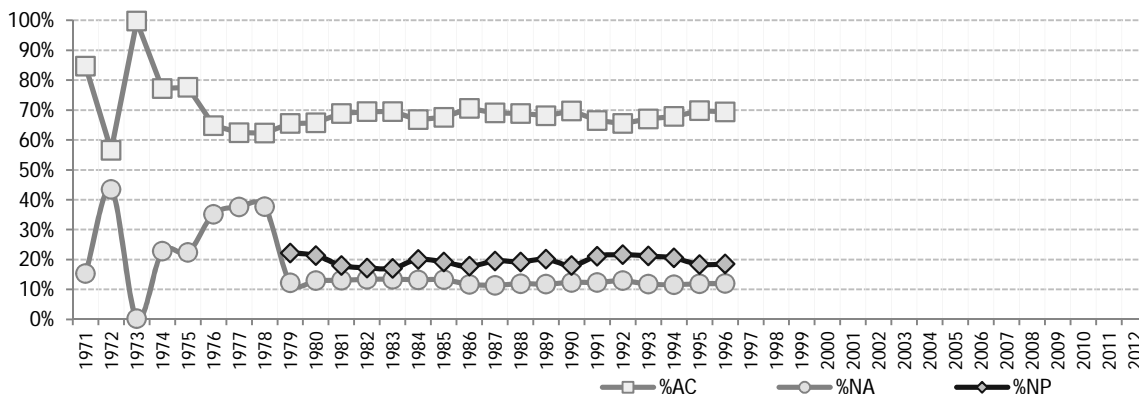
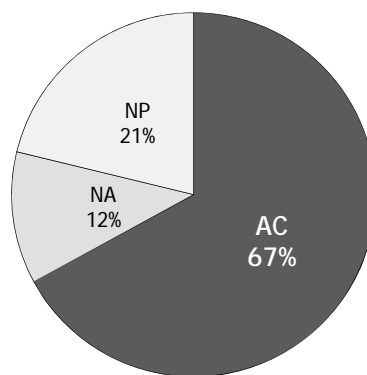
1996



Vespertino

Generación	%AC	%NA	%NP
1971	85%	15%	
1972	57%	43%	
1973	100%	0%	
1974	77%	23%	
1975	78%	22%	
1976	65%	35%	
1977	62%	38%	
1978	62%	38%	
1979	66%	12%	22%
1980	66%	13%	21%
1981	69%	13%	18%
1982	69%	13%	17%
1983	70%	13%	17%
1984	67%	13%	20%
1985	68%	13%	19%
1986	71%	12%	18%
1987	69%	11%	20%
1988	69%	12%	19%
1989	68%	12%	20%
1990	70%	12%	18%
1991	67%	12%	21%
1992	65%	13%	22%
1993	67%	12%	21%
1994	68%	12%	21%
1995	70%	12%	18%
1996	69%	12%	19%
1997			
1998			
1999			
2000			
2001			
2002			
2003			
2004			
2005			
2006			
2007			
2008			
2009			
2010			
2011			
2012			

1993



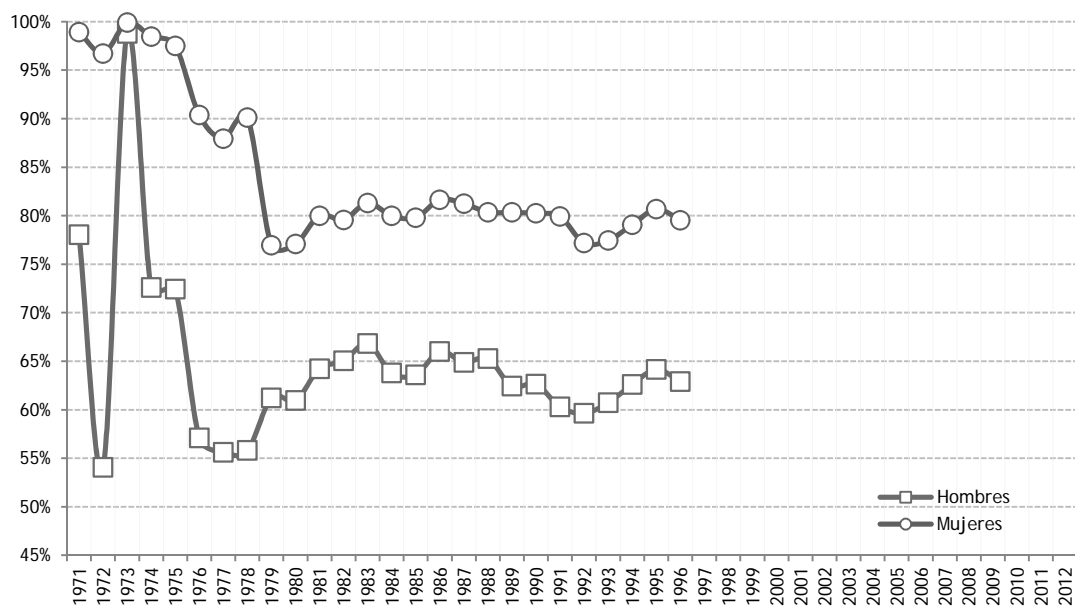
Método Experimental (Física, Química y Biología)

Acreditación

Generación	Género		Turno		Plantel					CCH
	Hombres	Mujeres	Matutino	Vespertino	Azcapotzalco	Naucalpan	Vallejo	Oriente	Sur	
1971	78%	99%	80%	85%	83%	85%	81%			82%
1972	54%	97%	66%	57%	54%	57%	61%	64%	68%	62%
1973	99%	100%	99%	100%	100%	100%	99%	100%	99%	99%
1974	73%	98%	79%	77%	77%	77%	80%	76%	81%	78%
1975	72%	98%	79%	78%	78%	78%	76%	78%	83%	79%
1976	57%	90%	65%	65%	63%	65%	65%	66%	67%	65%
1977	56%	88%	63%	62%	61%	62%	65%	61%	66%	63%
1978	56%	90%	64%	62%	64%	62%	53%	67%	69%	63%
1979	61%	77%	68%	66%	69%	66%	57%	72%	71%	67%
1980	61%	77%	68%	66%	69%	66%	58%	70%	70%	67%
1981	64%	80%	71%	69%	71%	69%	66%	72%	71%	70%
1982	65%	80%	72%	69%	71%	69%	69%	74%	69%	71%
1983	67%	81%	74%	70%	69%	70%	74%	75%	73%	72%
1984	64%	80%	72%	67%	71%	67%	65%	75%	71%	70%
1985	64%	80%	73%	68%	69%	68%	69%	75%	71%	70%
1986	66%	82%	75%	71%	74%	71%	71%	76%	72%	73%
1987	65%	81%	74%	69%	74%	69%	68%	79%	70%	72%
1988	65%	80%	74%	69%	73%	69%	68%	80%	69%	72%
1989	62%	80%	72%	68%	70%	68%	70%	76%	68%	70%
1990	63%	80%	71%	70%	72%	70%	68%	75%	69%	71%
1991	60%	80%	72%	67%	70%	67%	67%	75%	67%	70%
1992	60%	77%	70%	65%	69%	65%	62%	77%	71%	68%
1993	61%	77%	69%	67%	71%	67%	67%	76%	69%	68%
1994	63%	79%	72%	68%	68%	68%	66%	76%	71%	70%
1995	64%	81%	74%	70%	74%	70%	70%	74%	72%	72%
1996	63%	80%	72%	69%	74%	69%	70%	69%	70%	71%
1997										
1998										
1999										
2000										
2001										
2002										
2003										
2004										
2005										
2006										
2007										
2008										
2009										
2010										
2011										
2012										

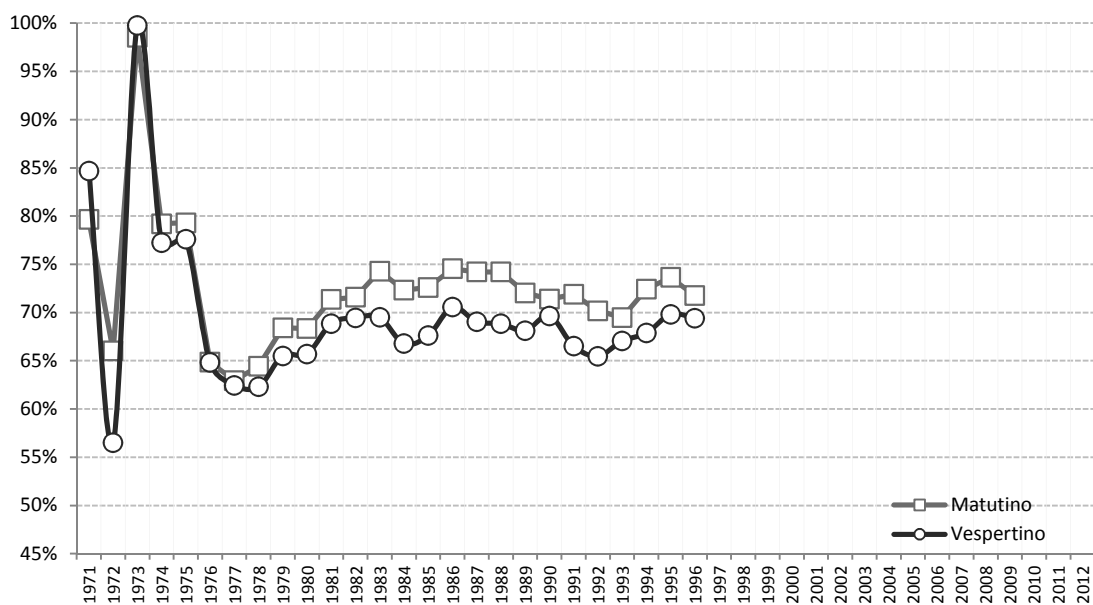
3023 Método Experimental (Física, Química y Biología)

Acreditación por género



3023 Método Experimental (Física, Química y Biología)

Acreditación por turno



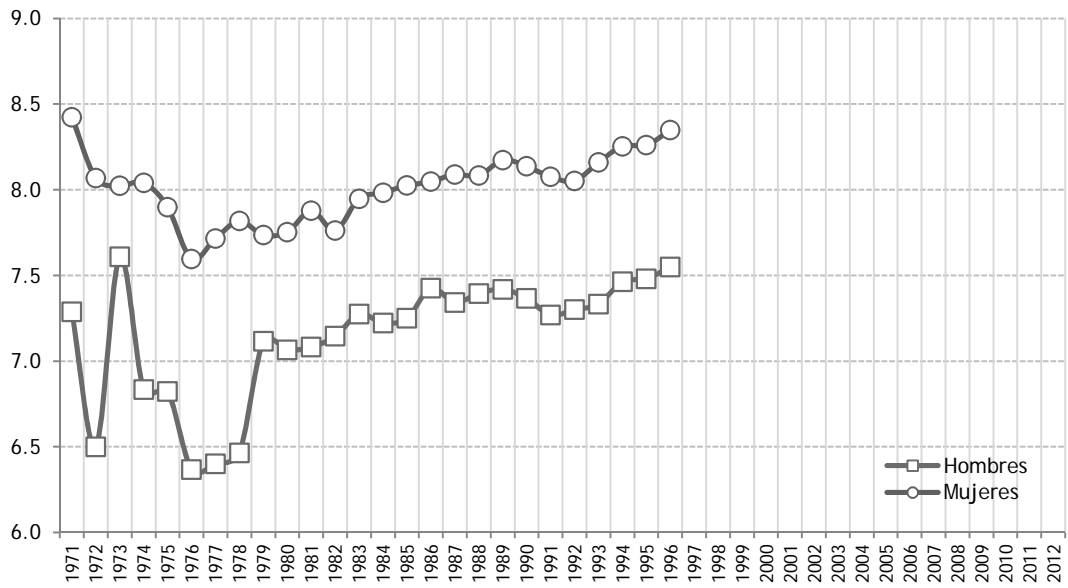
Método Experimental (Física, Química y Biología)

Promedio de Calificaciones

Generación	Género		Turno		Plantel					CCH
	Hombres	Mujeres	Matutino	Vespertino	Azcapotzalco	Naucalpan	Vallejo	Oriente	Sur	
1971	7.3	8.4	7.4	7.7	7.7	7.7	7.3			7.5
1972	6.5	8.1	6.9	6.6	6.5	6.6	6.7	6.8	7.0	6.8
1973	7.6	8.0	7.6	7.8	7.7	7.8	7.6	7.6	8.0	7.7
1974	6.8	8.0	7.1	7.1	7.1	7.1	7.0	7.0	7.3	7.1
1975	6.8	7.9	7.1	7.1	7.1	7.1	6.8	7.0	7.5	7.1
1976	6.4	7.6	6.6	6.7	6.5	6.7	6.6	6.6	6.9	6.7
1977	6.4	7.7	6.7	6.7	6.5	6.7	6.7	6.5	7.0	6.7
1978	6.5	7.8	6.8	6.7	6.7	6.7	6.4	6.9	7.1	6.8
1979	7.1	7.7	7.3	7.4	7.2	7.4	7.2	7.2	7.5	7.4
1980	7.1	7.8	7.3	7.4	7.3	7.4	7.3	7.2	7.4	7.3
1981	7.1	7.9	7.4	7.4	7.4	7.4	7.2	7.3	7.5	7.4
1982	7.1	7.8	7.5	7.3	7.5	7.3	7.4	7.4	7.4	7.4
1983	7.3	7.9	7.6	7.4	7.5	7.4	7.6	7.5	7.7	7.5
1984	7.2	8.0	7.6	7.4	7.4	7.4	7.5	7.5	7.7	7.5
1985	7.3	8.0	7.7	7.5	7.5	7.5	7.6	7.5	7.7	7.6
1986	7.4	8.0	7.7	7.7	7.6	7.7	7.7	7.6	7.9	7.7
1987	7.3	8.1	7.7	7.7	7.7	7.7	7.6	7.6	7.8	7.7
1988	7.4	8.1	7.8	7.7	7.7	7.7	7.7	7.9	7.8	7.7
1989	7.4	8.2	7.8	7.8	7.7	7.8	7.9	7.7	7.9	7.8
1990	7.4	8.1	7.8	7.7	7.7	7.7	7.7	7.7	7.9	7.7
1991	7.3	8.1	7.7	7.6	7.5	7.6	7.6	7.9	7.8	7.7
1992	7.3	8.1	7.7	7.6	7.5	7.6	7.7	7.7	7.9	7.7
1993	7.3	8.2	7.7	7.7	7.7	7.7	7.7	7.8	8.0	7.7
1994	7.5	8.3	7.9	7.8	7.7	7.8	7.9	7.8	8.1	7.9
1995	7.5	8.3	7.9	7.8	7.8	7.8	7.9	7.8	8.2	7.9
1996	7.5	8.3	8.0	7.9	7.9	7.9	7.9	7.9	8.1	8.0
1997										
1998										
1999										
2000										
2001										
2002										
2003										
2004										
2005										
2006										
2007										
2008										
2009										
2010										
2011										
2012										

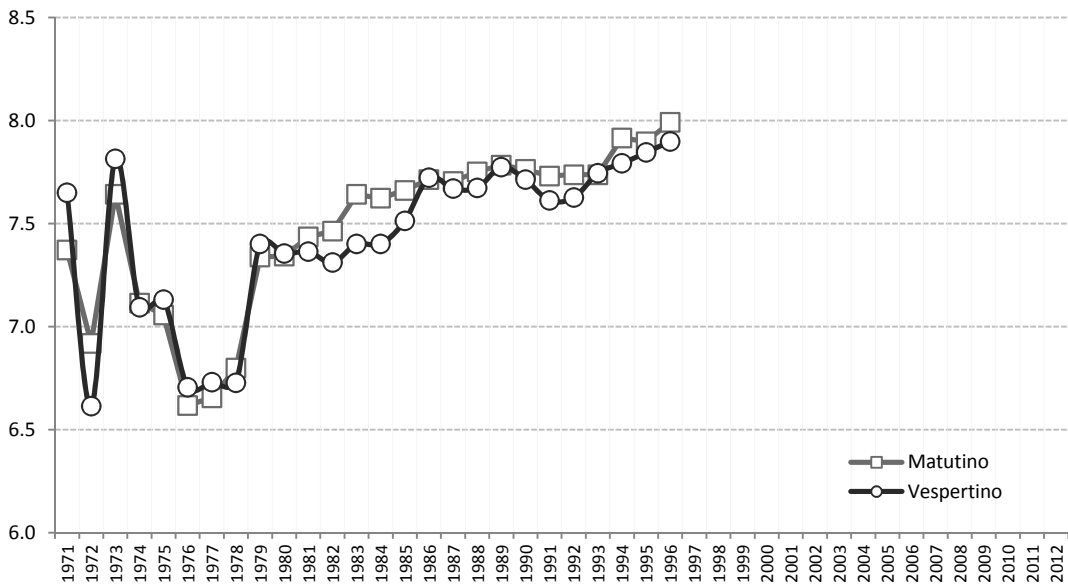
3023 Método Experimental (Física, Química y Biología)

Calificación promedio por género



3023 Método Experimental (Física, Química y Biología)

Calificación promedio por turno



Anexo 1

Área de Matemáticas

En esta sección se muestran las diferencias que existen entre los planes de estudio que ha tenido el Colegio, comparando sus equivalencias del área de Matemáticas.

Plan 1996	Plan 1971
Matemáticas I (Álgebra y Geometría)	Matemáticas I
Matemáticas II (Álgebra y Geometría)	Matemáticas II
Matemáticas III (Álgebra y Geometría)	Matemáticas III
Matemáticas IV (Álgebra y Geometría)	Matemáticas IV
Taller de Cómputo	No se consideró equivalencia
Cálculo Diferencial e Integral I	Matemáticas V
Cálculo Diferencial e Integral II	Matemáticas VI
Estadística y Probabilidad I	Estadística I
Estadística y Probabilidad II	Estadística II
Cibernética y Computación I	Cibernética y Computación I
Cibernética y Computación II	Cibernética y Computación II
Asignatura sin equivalencia	Lógica I
Asignatura sin equivalencia	Lógica II

Tabla 1 Equivalencias del área de Matemáticas.

La materia de *Lógica* del Plan de 1971 no tuvo equivalencia en el Plan de 1996, por lo que los profesores obtuvieron una homologación para impartir *Cálculo Diferencial e Integral*, y parte de los contenidos se propusieron para la materia de *Filosofía*. Sin embargo, para los alumnos no se hace ninguna equivalencia académica.

En el plan de 1996 se introduce la asignatura de *Taller de Cómputo*, que tiene como fundamento aprender a utilizar la computadora como una herramienta que ayude al resto de las asignaturas del plan de estudios a través del manejo de las nuevas tecnologías, y por ello quedó ubicada en el tronco común.

Para el área de Matemáticas, en el tronco común —los primeros cuatro semestres— se contempla un incremento de cuatro a cinco horas por cada asignatura de *Matemáticas I a IV*. Las asignaturas de quinto y sexto semestre, *Cálculo Diferencial e Integral* y *Estadística y Probabilidad* aumentan de tres a cuatro horas. *Cibernética y Computación* se reubica de un bloque general de asignaturas al bloque principal del área de Matemáticas, y pasa de dos a cuatro horas de clase a la semana.

Área Histórico Social

En esta sección se muestran las diferencias entre los planes de estudio que ha tenido el Colegio, comparando sus equivalencias del área Histórico Social.

Plan 1996	Plan 1971
Historia Universal Moderna y Contemporánea I	Historia Universal
Historia Universal Moderna y Contemporánea II	No se consideró equivalencia
Historia de México I	Historia de México I
Historia de México II	Historia de México II
Filosofía I	Estética I
	Ética y Conocimiento del Hombre I
	Filosofía I
Filosofía II	Estética II
	Ética y Conocimiento del Hombre II
	Filosofía II
Temas Selectos de Filosofía I	No se consideró equivalencia
Temas Selectos de Filosofía II	No se consideró equivalencia
Administración I	Administración I
Administración II	Administración II
Antropología I	No se consideró equivalencia
Antropología II	No se consideró equivalencia
Ciencias Políticas y Sociales I	Ciencias Políticas y Sociales I
Ciencias Políticas y Sociales II	Ciencias Políticas y Sociales II
Derecho I	Derecho I
Derecho II	Derecho II
Economía I	Economía I
Economía II	Economía II
Geografía I	Geografía I
Geografía II	Geografía II
Teoría de la Historia I	Teoría de la Historia
Teoría de la Historia II	No se consideró equivalencia

Tabla 3 Equivalencias del área Histórico Social.

Desaparece la asignatura de *Teoría de la Historia* del tronco común —cuarto semestre— y se ubica como optativa en quinto y sexto semestres, pasando de un semestre de tres horas a dos semestres de cuatro horas.

En el tronco común las asignaturas de *Historia Universal* e *Historia de México* pasan de tres a cuatro horas y en el caso de *Historia Universal* aumenta de uno a dos semestres.

El bloque de optativas del plan de 1971 y que incluía las materias de *Estética*, *Ética y Conocimiento del Hombre* y *Filosofía*, se integran en la única asignatura obligatoria del tercer año del Plan de Estudios de 1996: *Filosofía*. Además, aumentan de tres a cuatro horas.

Área de Talleres de Lenguaje y Comunicación

En esta sección se muestran las diferencias entre los planes de estudio que ha tenido el Colegio, comparando sus equivalencias del área de Talleres de Lenguaje y Comunicación.

Plan 1996	Plan 1971
Taller de Lectura, Redacción e Introducción a la Investigación Documental I	Taller de Redacción I
Taller de Lectura, Redacción e Introducción a la Investigación Documental II	Taller de Lectura de Autores Clásicos Universales
Taller de Lectura, Redacción e Introducción a la Investigación Documental III	Taller de Redacción II y
Taller de Lectura, Redacción e Introducción a la Investigación Documental IV	Taller de Lectura de Autores Clásicos Esp. e Hisp.
Griego I	Taller de Redacción e Investigación Documental I
Griego II	Taller de Lectura de Autores Modernos Universales
Latín I	Taller de Redacción e Investigación Documental II
Latín II	Taller de Lectura de Autores Modernos Esp. e Hisp.
Taller de Lectura y Análisis de Textos Literarios I	Griego I
Taller de Lectura y Análisis de Textos Literarios II	Griego II
Taller de Comunicación I	Latín I
Taller de Comunicación II	Latín II
Taller de Diseño Ambiental I	No se consideró equivalencia
Taller de Diseño Ambiental II	No se consideró equivalencia
Taller de Expresión Gráfica I	Ciencias de la Comunicación I
Taller de Expresión Gráfica II	Ciencias de la Comunicación II
	Diseño Ambiental I
	Diseño Ambiental II
	Taller de Expresión Gráfica I
	Taller de Expresión Gráfica II

Tabla 4 Equivalencias del área de Talleres de Lenguaje y Comunicación.

En el área de Talleres de Lenguaje y Comunicación, en el Plan de 1996, se fusionan las materias de *Redacción e Investigación Documental* (de tres horas a la semana), *Lectura* (de dos horas a la semana), en asignaturas de seis horas a la semana: *Taller de Lectura, Redacción e Introducción a la Investigación Documental*, mejor conocida por sus siglas como *TLRIID*.

Se agrupan para el sexto semestre las asignaturas del área de Talleres en un bloque de optativas y aumentan de tres a cuatro horas, además se incorpora la materia de *Taller de Lectura y Análisis de Textos Literarios I y II*.

Las asignaturas de *Griego* y *Latín* aumentaron de tres a cuatro horas y se reubicaron en el plan vigente en el bloque de optativas para el área de Talleres.

Área de Talleres de Lenguaje y Comunicación

Departamentos de Idiomas

En esta sección se muestran las diferencias entre los planes de estudio que ha tenido el Colegio, comparando sus equivalencias de los departamentos de Idiomas.

Plan 1996	Plan 1971
Inglés I	Inglés
Inglés II	No se consideró equivalencia
Inglés III	No se consideró equivalencia
Inglés IV	No se consideró equivalencia
Francés I	Francés
Francés II	No se consideró equivalencia
Francés III	No se consideró equivalencia
Francés IV	No se consideró equivalencia

Tabla 5 Equivalencias de los departamentos de Idiomas del área de Talleres de Lenguaje y Comunicación.

En el caso de *Inglés* pasa de ser una asignatura que debe cumplirse como requisito (acreditada) sin equivalencia numérica (créditos) a una materia de cuatro semestres, aumentando de tres a cuatro horas. En algunos casos se detectó que se impartía en el primer año y en otros en el segundo. En el plan de 1996, con incremento de horas en esta asignatura, se impulsó la comprensión de lectura.

La materia de *Francés*, en el plan original, estaba considerada para cursarse en cuatro semestres; al igual que *Inglés*, sólo se obtenía la evaluación de acreditada, no acreditada o no presentada. Dado el mayor esfuerzo que representaba *Francés* respecto a *Inglés*,¹ el número de inscritos era menor, aunque era posible llevar los dos idiomas en tiempo regular.

¹ En francés se cursaban cuatro horas a la semana a lo largo de cuatro semestres, mientras que inglés se cursaba tres horas a la semana en sólo dos semestres.

Fuentes consultadas:

- *Diagnóstico Institucional para la Revisión Curricular*, Dirección General del CCH, 2011, 178 pp.
- Historias Académicas de los alumnos al corte del semestre 2012-1.
- Muñoz Corona Laura, Ávila Antuna Roberto, Ávila Ramos Juventino. *Egreso Estudiantil del CCH*, Colegio de Ciencias y Humanidades, 2005, 298 pp.
- Muñoz Corona Laura, et. al. *Ingreso Estudiantil al CCH, 2002-2005*, Colegio de Ciencias y Humanidades, 2005, 132 pp.
- *Plan de Estudios 1971 del Colegio de Ciencias y Humanidades*.
<https://www.dgae-siae.unam.mx/oferta/planes.php?acc=est&pde=0330&planop=1>
- *Plan de Estudios 1996 del Colegio de Ciencias y Humanidades*.
<https://www.dgae-siae.unam.mx/oferta/planes.php?acc=est&pde=0330&planop=1>

Procesamiento estadístico

Secretaría de Informática

- Juventino Ávila Ramos, coordinación.
- Alberto Ávila Ramos.
- José Miguel Baltazar Gálvez.
- Juan Carlos Campuzano Ramírez.
- Clemente Eraim Ruiz Sánchez.

Procesamiento editorial

- Ma. Elena Pigenutt Galindo



UNIVERSIDAD NACIONAL AUTÓNOMA DE MÉXICO

Dr. José Narro Robles

Rector

Dr. Eduardo Bárzana García

Secretario General

Lic. Enrique del Val Blanco

Secretario Administrativo

Dr. Francisco José Trigo Tavera

Secretario de Desarrollo Institucional

MC. Miguel Robles Bárcena

Secretario de Servicios a la Comunidad

Lic. Luis Raúl González Pérez

Abogado General

Enrique Balp Díaz

Director General de Comunicación Social



COLEGIO DE CIENCIAS Y HUMANIDADES

Lic. Lucía Laura Muñoz Corona

Directora General

Ing. Genaro Javier Gómez Rico

Secretario General

Lic. Graciela Díaz Peralta

Secretaria Académica

Lic. Juan A. Mosqueda Gutiérrez

Secretario Administrativo

Lic. Araceli Fernández Martínez

Secretaria de Servicios de Apoyo al Aprendizaje

Lic. Arturo Souto Mantecón

Secretario de Planeación

Lic. Guadalupe Márquez Cárdenas

Secretaria Estudiantil

Mtro. Trinidad García Camacho

Secretario de Programas Institucionales

Lic. Laura S. Román Palacios

Secretaria de Comunicación Institucional

Ing. Juventino Ávila Ramos

Secretario de Informática

Directores de los planteles

Lic. Sandra Aguilar Fonseca

Azcapotzalco

Dr. Benjamín Barajas Sánchez

Naucalpan

Dr. Roberto Ávila Antuna

Vallejo

Lic. Arturo Delgado González

Oriente

Lic. Jaime Flores Suaste

Sur



COLEGIO DE
CIENCIAS Y
HUMANIDADES

1971
2011