

**Universidad Nacional Autónoma de México  
Escuela Nacional Colegio de Ciencias y Humanidades  
Dirección General**

prontuario de  
**acreditación**  
deserción  
**reprobación**

# **Histórico Social**

**Juventino Ávila Ramos, coordinación  
Alberto Ávila Ramos  
José Miguel Baltazar Gálvez  
Juan Carlos Campuzano Ramírez  
Clemente Eraim Ruiz Sánchez  
Darío Eduardo Rodríguez Palacios**



# Índice

Presentación.....	5
Eficiencia Terminal.....	7
Área de Ciencias Experimentales.....	8
Información de indicadores de acreditación, reprobación y deserción.....	9
Observaciones generales de las gráficas.....	10
Historia Universal Moderna y Contemporánea I .....	11
Historia Universal Moderna y Contemporánea II.....	23
Historia de México I.....	35
Historia de México II.....	47
Filosofía I.....	59
Filosofía II.....	71
Temas Selectos de Filosofía I.....	83
Temas Selectos de Filosofía II.....	95
Administración I.....	107
Administración II.....	119
Antropología I.....	131
Antropología II.....	143
Ciencias Políticas y Sociales I.....	155
Ciencias Políticas y Sociales II.....	167
Derecho I.....	179
Derecho II.....	191
Economía I.....	203
Economía II.....	215
Geografía I.....	227
Geografía II.....	239
Teoría de la Historia I.....	251
Teoría de la Historia II.....	263
Anexo 1.....	274
Fuentes consultadas.....	279



## Presentación

Un amplio sector de profesores del Colegio de Ciencias y Humanidades ha manifestado la necesidad de contar con indicadores objetivos de los aprendizajes obtenidos por los alumnos a lo largo de los más de cuarenta años de su historia.

¿Es posible conocer el porcentaje de alumnos acreditados en cada materia desde 1971 hasta el presente año? ¿cuál es el promedio de calificaciones obtenidas por las distintas generaciones de alumnos en cada materia imparte? ¿se reflejan los cambios de planes de estudio que ha tenido el Colegio en un comportamiento diferente de la acreditación? Si se observa la acreditación de cada materia a lo largo de los años ¿se pueden percibir diferencias por género, o por turno, o por plantel?

El propósito de el presente documento es responder a estas preguntas. Mostrar los porcentajes de acreditación, reprobación y de NP's (no presentó) de los alumnos de acuerdo con el semestre que les correspondía cursar conforme a cada plan de estudios, desde el inicio del Colegio de Ciencias y Humanidades (1971) hasta el ciclo 2012-1, por asignatura, semestre y área<sup>1</sup>.

Los lectores encontrarán en estas páginas una radiografía del avance escolar considerado “normal” de cada una de las asignaturas del Área Histórico Social, la cual, junto con la misma información de las otras áreas, constituye la regularidad académica en el Colegio.<sup>2</sup>

Es necesario precisar que la *regularidad académica* o, dicho de otra manera, el avance escolar regular, supone que un alumno cubre los créditos de las asignaturas establecidas en el plan de estudios en el tiempo que el propio plan establece, y de ahí se determina para cada generación la eficiencia terminal<sup>3</sup>.

---

<sup>1</sup> No incluye los casos de alumnos de recursamiento.

<sup>2</sup> Para revisar las estadísticas de acreditación, reprobación y deserción de las asignaturas de cada área habrá que remitirse al fascículo correspondiente

<sup>3</sup> Información de la eficiencia terminal de las distintas generaciones está en la página 66 del Diagnóstico Institucional del CCH para la revisión curricular.

Se advierte, igualmente, que para lograr una sucesión ininterrumpida de la información y construir lo que se conoce como “serie histórica” fue necesario establecer las equivalencias entre los dos planes que ha tenido el Colegio, el original de 1971 y el vigente aprobado en 1996<sup>4</sup>. Las características de los cambios en el mapa curricular entre el Plan de Estudios de 1971 al de 1996 se enlistan antes de presentar las series en cuadros o en gráficas.<sup>5</sup>

Para finalizar es preciso subrayar que estos indicadores objetivos, cuya lectura exige el ineludible esfuerzo hermenéutico, sólo son uno de los varios elementos que se requieren para convalidar las apreciaciones cualitativas acerca de los aprendizajes logrados por los alumnos.

Porque para ponderar, con más indicadores cuantitativos, el alcance de los logros de la enseñanza que se imparte en el CCH es necesario confrontar los datos “duros” que se ofrecen en este Prontuario, con los procedentes de otros instrumentos de evaluación, como por ejemplo, el desempeño de los estudiantes en los exámenes de diagnóstico de Ingreso (EDI) y en los de Desempeño Académico (EDA) así como iluminar los datos con las consideraciones que los profesores a lo largo de los años, de su empeñosa práctica cotidiana perciben en las distintas generaciones.

---

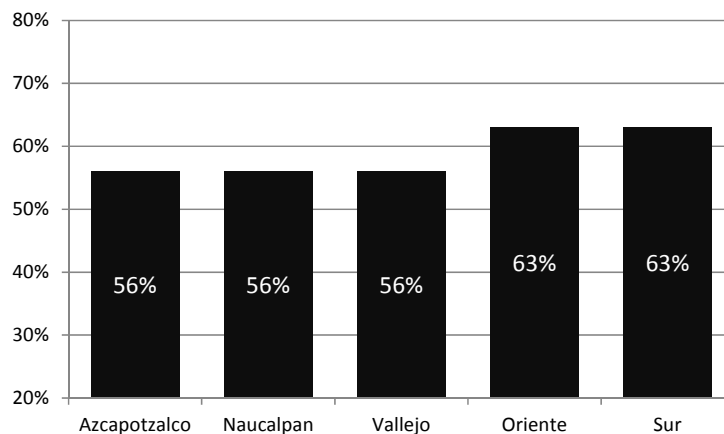
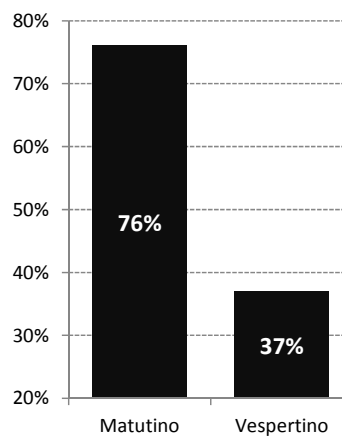
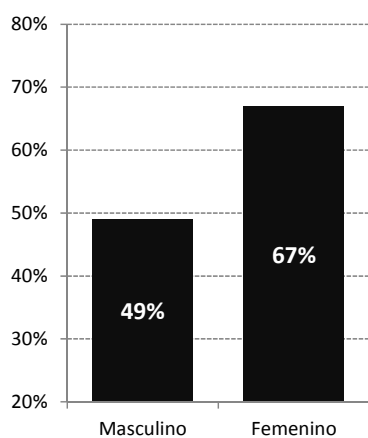
<sup>4</sup> Hay que advertir que, en algunos casos, para asignaturas con el mismo nombre en los diferentes planes, no se cubren los mismos contenidos.

<sup>5</sup> Los cambios en el mapa curricular de las otras áreas se presentan al final de este documento en el anexo 1.

# Eficiencia Terminal

Generación 2010

<b>Global</b>	<b>58%</b>
<hr/>	
<b>Género</b>	
Masculino	49%
Femenino	67%
<b>Turno</b>	
Matutino	76%
Vespertino	37%
<hr/>	
<b>Plantel</b>	
Azcapotzalco	56%
Naucalpan	56%
Vallejo	56%
Oriente	63%
Sur	63%



## Área Histórico Social

En esta sección se muestran las diferencias entre los planes de estudio que ha tenido el Colegio, comparando sus equivalencias del área Histórico Social.

Plan 1996	Plan 1971
Historia Universal Moderna y Contemporánea I	Historia Universal
Historia Universal Moderna y Contemporánea II	No se consideró equivalencia
Historia de México I	Historia de México I
Historia de México II	Historia de México II
Filosofía I	Estética I
	Ética y Conocimiento del Hombre I
	Filosofía I
Filosofía II	Estética II
	Ética y Conocimiento del Hombre II
	Filosofía II
Temas Selectos de Filosofía I	No se consideró equivalencia
Temas Selectos de Filosofía II	No se consideró equivalencia
Administración I	Administración I
Administración II	Administración II
Antropología I	No se consideró equivalencia
Antropología II	No se consideró equivalencia
Ciencias Políticas y Sociales I	Ciencias Políticas y Sociales I
Ciencias Políticas y Sociales II	Ciencias Políticas y Sociales II
Derecho I	Derecho I
Derecho II	Derecho II
Economía I	Economía I
Economía II	Economía II
Geografía I	Geografía I
Geografía II	Geografía II
Teoría de la Historia I	Teoría de la Historia
Teoría de la Historia II	No se consideró equivalencia

Tabla 3 Equivalencias del área Histórico Social.

Desaparece la asignatura de *Teoría de la Historia* del tronco común —cuarto semestre— y se ubica como optativa en quinto y sexto semestres, pasando de un semestre de tres horas a dos semestres de cuatro horas.

En el tronco común las asignaturas de *Historia Universal* e *Historia de México* pasan de tres a cuatro horas y en el caso de *Historia Universal* aumenta de uno a dos semestres.

El bloque de optativas del plan de 1971 y que incluía las materias de *Estética*, *Ética y Conocimiento del Hombre* y *Filosofía*, se integran en la única asignatura obligatoria del tercer año del Plan de Estudios de 1996: *Filosofía*. Además, aumentan de tres a cuatro horas.



## Información de indicadores de acreditación, reprobación y deserción

Una vez expuestas las diferencias en cuanto a número de horas, no especificando contenidos, se presentan las gráficas correspondientes a la acreditación por cada asignatura.

Se trata de series históricas de las asignaturas desde la primera generación que ingresó al Colegio en 1971, hasta la generación 2012 (corte en el semestre 2012-1). Aparecerán en cinco fascículos por área: Matemáticas, Ciencias Experimentales, Histórico Social, Talleres de Lenguaje y Comunicación, incluyendo los departamentos de Idiomas.

En cada fascículo aparecen los resultados por asignatura, ordenados por materia:

- Acreditación (AC), Reprobación (NA) y Deserción (NP) global, por género y por turno.
  - o Tabla de la serie histórica del total del Colegio.
  - o Gráfica de pastel de la distribución en el último año de estudio.
  - o Gráfica de serie histórica.
- Cuadro de acreditación por género, turno, plantel y global.
  - o Gráfica de acreditación por género.
  - o Gráfica de acreditación por turno.
- Cuadro de promedio de calificaciones por género, turno, plantel y global.
  - o Gráfica de promedio de calificaciones por género.
  - o Gráfica de promedio de calificaciones por turno.

Las gráficas por plantel pueden consultarse en la página del Colegio en la siguiente URL: <http://www.cch.unam.mx/actualizacion>.

Como se mencionó al principio de este reporte no se incluyen los casos de alumnos en recursamiento por materia suelta, repetidores de año ni alumnos rezagados.

## Observaciones generales de las gráficas

En términos generales podemos mencionar los siguientes aspectos que se observan en los datos:

- En general, la proporción de mujeres acreditadas es mayor a la de los hombres.
- La deserción es mayor en hombres que en mujeres.
- La deserción se incrementa en el turno vespertino y se agudizó con la implementación del Plan de Estudios de 1996.
- La acreditación de los alumnos en los distintos planteles tiene muchas variaciones y no existe un patrón definido, es un factor que puede dar lugar a tomar acciones como la repentina contratación de profesores de nuevo ingreso, creación de programas generales o locales, perfil de la generación, entre otros.
- Hasta el ciclo escolar 1980 aparece la evaluación “No presentado” (NP).
- Los planteles Oriente y Sur inician labores un año después (generación 1972), respecto a los planteles Azcapotzalco, Naucalpan y Vallejo que iniciaron con la generación 1971.
- Los datos de acreditación de la generación 1971 de primer semestre, aparecen en 100%. Se encontraron algunas inconsistencias en la base de datos de historiales académicos, todas las evaluaciones aparecen acreditadas. El resto de los alumnos aparecen en actas de extraordinario. Esta situación parece normalizarse para el periodo escolar 1971-2. Se recomienda al lector tomar el dato de esta generación con reservas.



Universidad Nacional Autónoma de México  
Colegio de Ciencias y Humanidades

## Historia Universal Moderna y Contemporánea I

### HISTORICO SOCIAL

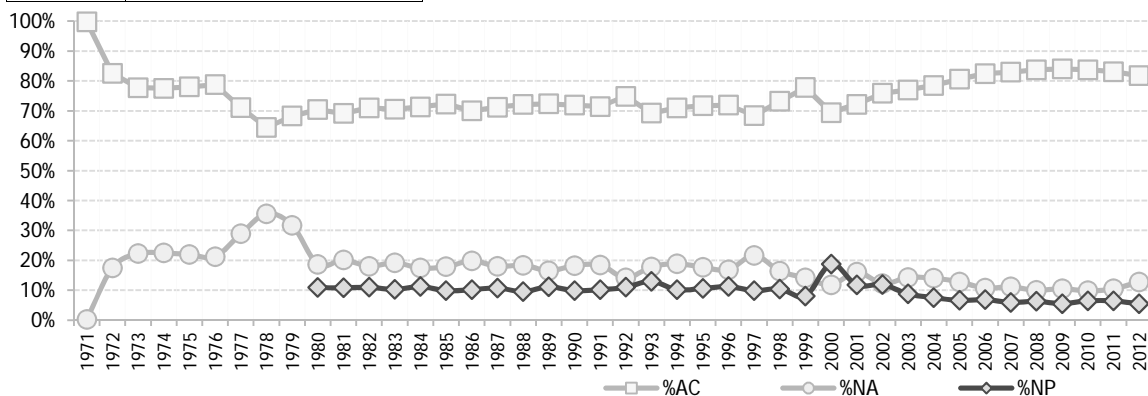
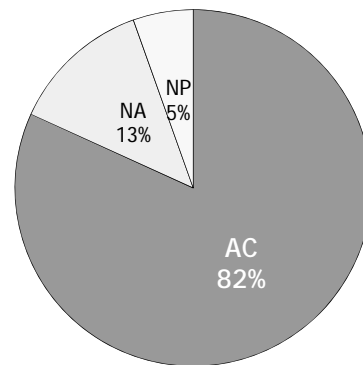
	Asignatura incluida	Plan	Semestre	Creditos	Horas
1104	Historia Universal Moderna y Contemporánea I	1997	1	8	4
3003	Historia Universal	1971	1	6	3



Total CCH

Generación	%AC	%NA	%NP
1971	100%	0%	
1972	83%	17%	
1973	78%	22%	
1974	78%	22%	
1975	78%	22%	
1976	79%	21%	
1977	71%	29%	
1978	64%	36%	
1979	68%	32%	
1980	70%	19%	11%
1981	69%	20%	11%
1982	71%	18%	11%
1983	71%	19%	10%
1984	71%	17%	11%
1985	72%	18%	10%
1986	70%	20%	10%
1987	71%	18%	11%
1988	72%	18%	10%
1989	72%	17%	11%
1990	72%	18%	10%
1991	71%	18%	10%
1992	75%	14%	11%
1993	69%	18%	13%
1994	71%	19%	10%
1995	72%	18%	11%
1996	72%	17%	11%
1997	68%	22%	10%
1998	73%	16%	10%
1999	78%	14%	8%
2000	69%	12%	19%
2001	72%	16%	12%
2002	76%	12%	12%
2003	77%	14%	9%
2004	78%	14%	8%
2005	81%	13%	7%
2006	82%	11%	7%
2007	83%	11%	6%
2008	84%	10%	6%
2009	84%	10%	6%
2010	84%	10%	6%
2011	83%	10%	6%
2012	82%	13%	5%

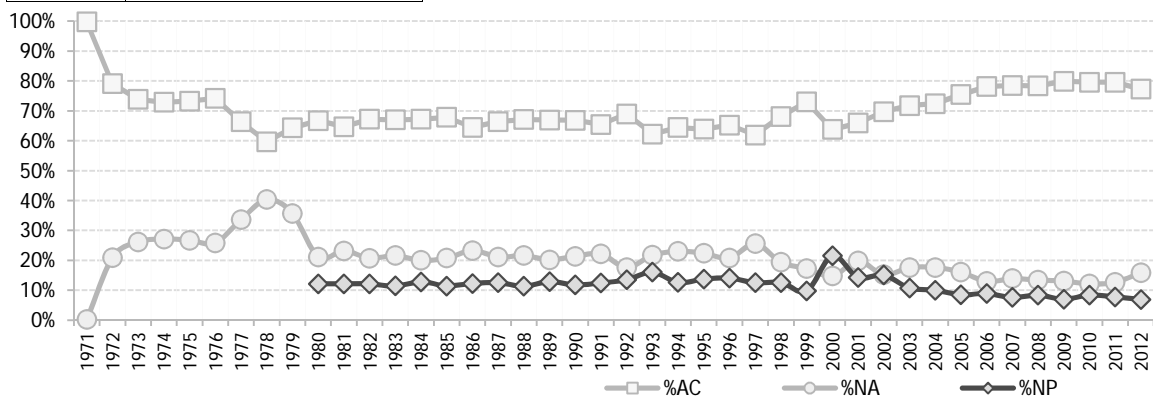
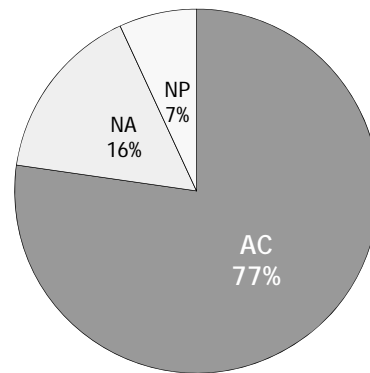
2012



Hombres

Generación	%AC	%NA	%NP
1971	100%	0%	
1972	79%	21%	
1973	74%	26%	
1974	73%	27%	
1975	73%	27%	
1976	74%	26%	
1977	66%	34%	
1978	60%	40%	
1979	64%	36%	
1980	67%	21%	12%
1981	65%	23%	12%
1982	67%	21%	12%
1983	67%	22%	11%
1984	67%	20%	13%
1985	68%	21%	11%
1986	64%	23%	12%
1987	66%	21%	12%
1988	67%	22%	11%
1989	67%	20%	13%
1990	67%	21%	12%
1991	65%	22%	12%
1992	69%	18%	14%
1993	62%	22%	16%
1994	64%	23%	13%
1995	64%	22%	14%
1996	65%	21%	14%
1997	62%	26%	13%
1998	68%	19%	13%
1999	73%	17%	10%
2000	64%	15%	22%
2001	66%	20%	14%
2002	70%	15%	15%
2003	72%	18%	11%
2004	72%	18%	10%
2005	75%	16%	8%
2006	78%	13%	9%
2007	79%	14%	8%
2008	78%	13%	8%
2009	80%	13%	7%
2010	80%	12%	8%
2011	80%	13%	8%
2012	77%	16%	7%

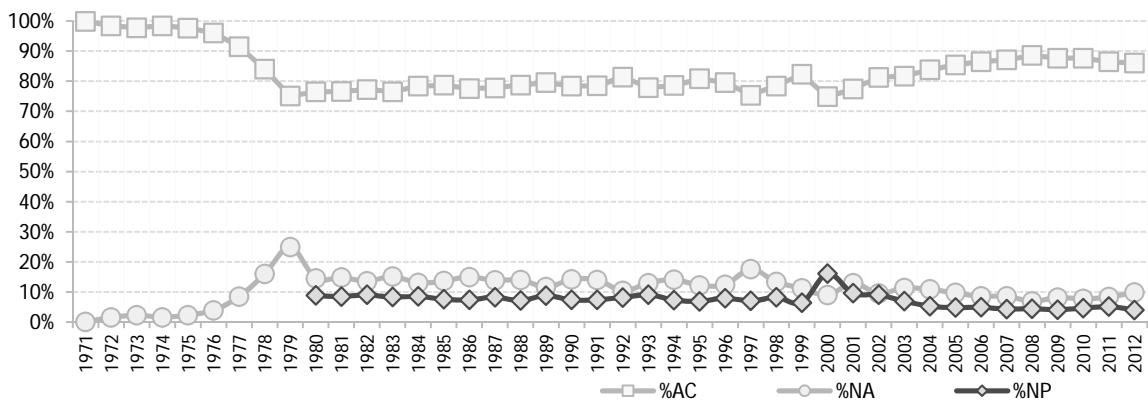
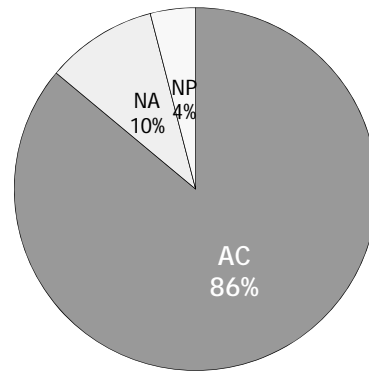
2012



Mujeres

Generación	%AC	%NA	%NP
1971	100%	0%	
1972	98%	2%	
1973	98%	2%	
1974	98%	2%	
1975	98%	2%	
1976	96%	4%	
1977	91%	9%	
1978	84%	16%	
1979	75%	25%	
1980	76%	15%	9%
1981	77%	15%	9%
1982	77%	14%	9%
1983	77%	15%	8%
1984	78%	13%	9%
1985	79%	14%	8%
1986	78%	15%	7%
1987	78%	14%	8%
1988	79%	14%	7%
1989	80%	12%	9%
1990	78%	14%	7%
1991	78%	14%	7%
1992	81%	10%	8%
1993	78%	13%	9%
1994	79%	14%	7%
1995	81%	12%	7%
1996	80%	12%	8%
1997	75%	18%	7%
1998	78%	13%	8%
1999	82%	11%	6%
2000	75%	9%	16%
2001	77%	13%	10%
2002	81%	10%	9%
2003	82%	11%	7%
2004	84%	11%	5%
2005	85%	10%	5%
2006	86%	9%	5%
2007	87%	9%	4%
2008	89%	7%	5%
2009	88%	8%	4%
2010	88%	8%	5%
2011	86%	8%	5%
2012	86%	10%	4%

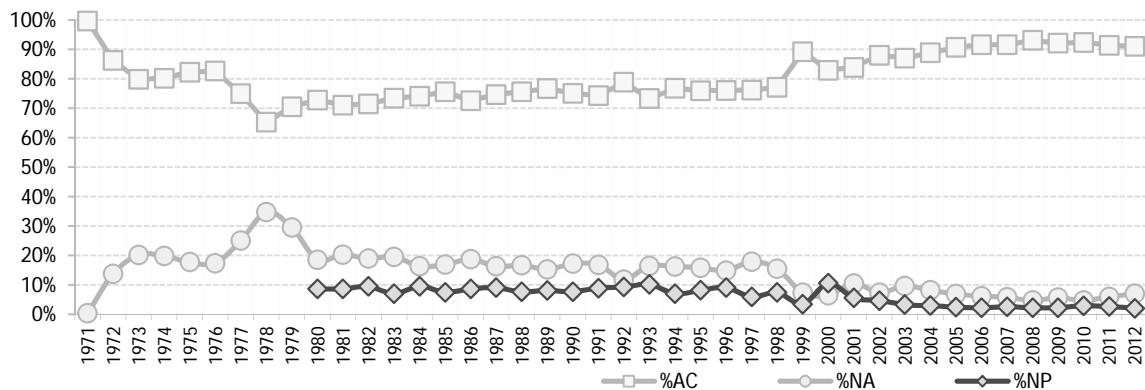
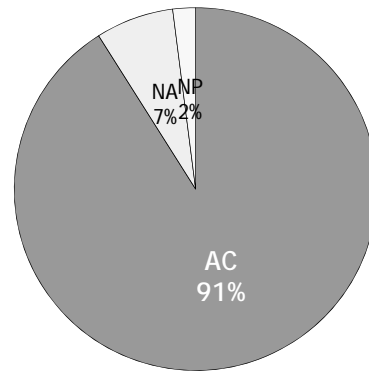
2012



Matutino

Generación	%AC	%NA	%NP
1971	100%	0%	
1972	86%	14%	
1973	80%	20%	
1974	80%	20%	
1975	82%	18%	
1976	83%	17%	
1977	75%	25%	
1978	65%	35%	
1979	71%	29%	
1980	73%	19%	9%
1981	71%	20%	9%
1982	72%	19%	9%
1983	73%	20%	7%
1984	74%	16%	10%
1985	76%	17%	7%
1986	73%	19%	9%
1987	75%	16%	9%
1988	76%	17%	8%
1989	77%	15%	8%
1990	75%	17%	8%
1991	74%	17%	9%
1992	79%	12%	9%
1993	73%	17%	10%
1994	77%	16%	7%
1995	76%	16%	8%
1996	76%	15%	9%
1997	76%	18%	6%
1998	77%	15%	7%
1999	89%	7%	3%
2000	83%	6%	11%
2001	84%	11%	6%
2002	88%	7%	5%
2003	87%	10%	3%
2004	89%	8%	3%
2005	91%	7%	2%
2006	92%	6%	2%
2007	92%	6%	3%
2008	93%	5%	2%
2009	92%	6%	2%
2010	92%	5%	3%
2011	91%	6%	3%
2012	91%	7%	2%

2012

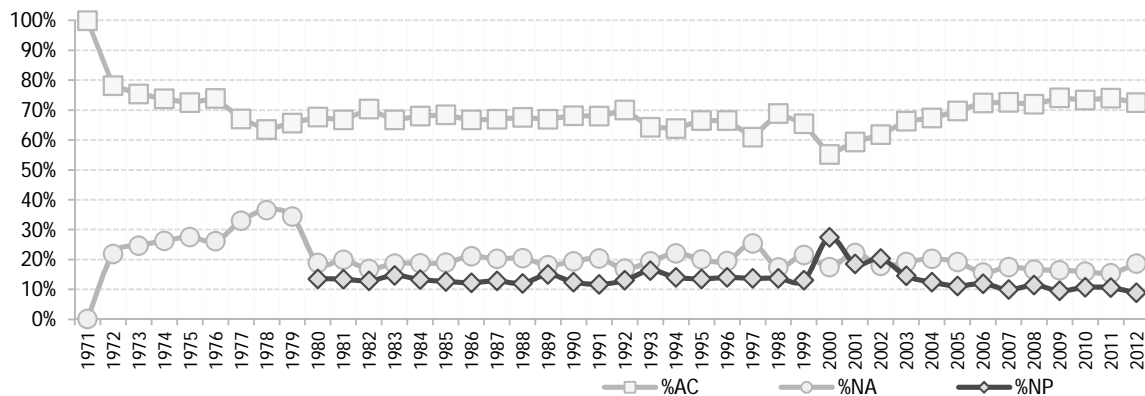
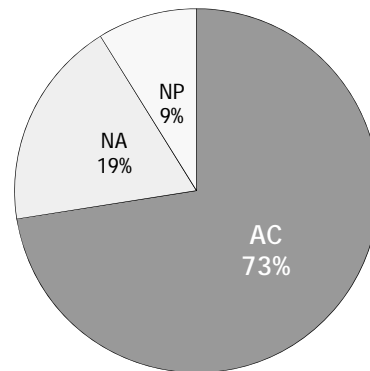




Vespertino

Generación	%AC	%NA	%NP
1971	100%	0%	
1972	78%	22%	
1973	75%	25%	
1974	74%	26%	
1975	72%	28%	
1976	74%	26%	
1977	67%	33%	
1978	63%	37%	
1979	66%	34%	
1980	68%	19%	14%
1981	67%	20%	13%
1982	70%	17%	13%
1983	67%	19%	15%
1984	68%	19%	13%
1985	68%	19%	13%
1986	67%	21%	12%
1987	67%	20%	13%
1988	68%	20%	12%
1989	67%	18%	15%
1990	68%	19%	12%
1991	68%	20%	12%
1992	70%	17%	13%
1993	64%	19%	16%
1994	64%	22%	14%
1995	66%	20%	14%
1996	66%	20%	14%
1997	61%	25%	14%
1998	69%	17%	14%
1999	65%	22%	13%
2000	55%	17%	27%
2001	59%	22%	19%
2002	62%	18%	20%
2003	66%	19%	15%
2004	67%	20%	12%
2005	70%	19%	11%
2006	72%	16%	12%
2007	73%	18%	10%
2008	72%	17%	11%
2009	74%	16%	10%
2010	73%	16%	11%
2011	74%	15%	11%
2012	73%	19%	9%

2012



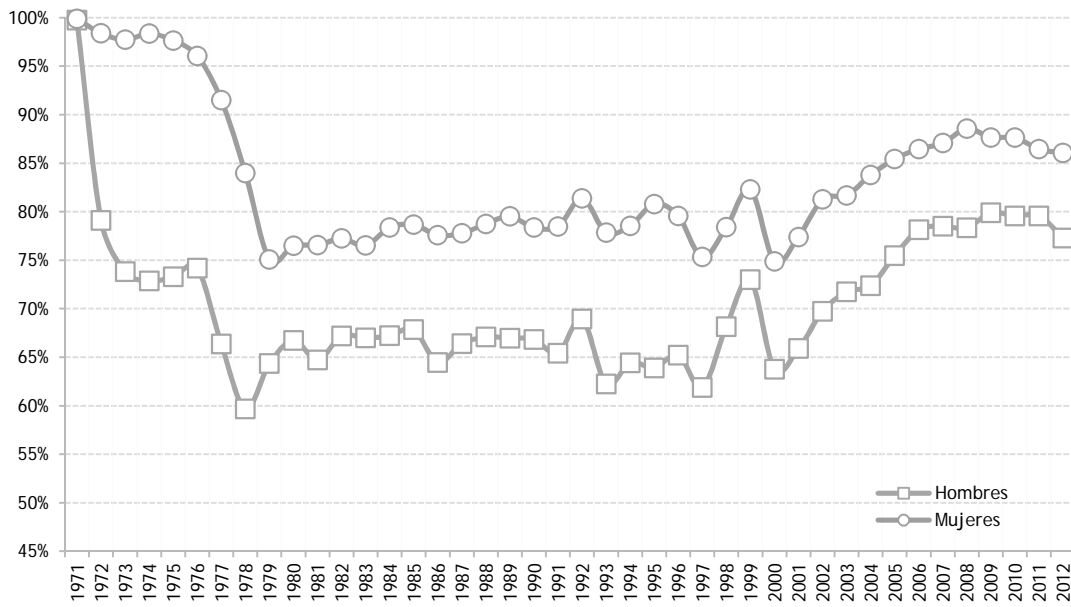
## Historia Universal I

## Acreditación

Generación	Género		Turno		Plantel					CCH
	Hombres	Mujeres	Matutino	Vespertino	Azcapotzalco	Naucalpan	Vallejo	Oriente	Sur	
1971	100%	100%	100%	100%	100%	100%	100%			100%
1972	79%	98%	86%	78%	78%	78%	79%	87%	89%	83%
1973	74%	98%	80%	75%	78%	75%	73%	76%	83%	78%
1974	73%	98%	80%	74%	73%	74%	77%	79%	84%	78%
1975	73%	98%	82%	72%	73%	72%	79%	78%	82%	78%
1976	74%	96%	83%	74%	76%	74%	78%	79%	85%	79%
1977	66%	91%	75%	67%	67%	67%	69%	68%	76%	71%
1978	60%	84%	65%	63%	64%	63%	60%	64%	70%	64%
1979	64%	75%	71%	66%	65%	66%	65%	68%	72%	68%
1980	67%	76%	73%	68%	66%	68%	66%	74%	73%	70%
1981	65%	77%	71%	67%	64%	67%	65%	72%	72%	69%
1982	67%	77%	72%	70%	68%	70%	70%	72%	74%	71%
1983	67%	77%	73%	67%	65%	67%	68%	75%	74%	71%
1984	67%	78%	74%	68%	66%	68%	71%	72%	78%	71%
1985	68%	79%	76%	68%	64%	68%	71%	77%	78%	72%
1986	64%	78%	73%	67%	65%	67%	64%	76%	75%	70%
1987	66%	78%	75%	67%	64%	67%	72%	76%	73%	71%
1988	67%	79%	76%	68%	66%	68%	69%	80%	73%	72%
1989	67%	80%	77%	67%	63%	67%	69%	78%	73%	72%
1990	67%	78%	75%	68%	67%	68%	65%	75%	78%	72%
1991	65%	78%	74%	68%	61%	68%	67%	76%	78%	71%
1992	69%	81%	79%	70%	65%	70%	70%	81%	81%	75%
1993	62%	78%	73%	64%	62%	64%	66%	72%	73%	69%
1994	64%	79%	77%	64%	62%	64%	69%	77%	78%	71%
1995	64%	81%	76%	66%	65%	66%	68%	76%	75%	72%
1996	65%	80%	76%	66%	67%	66%	68%	77%	73%	72%
1997	62%	75%	76%	61%	66%	61%	57%	75%	73%	68%
1998	68%	78%	77%	69%	73%	69%	65%	76%	77%	73%
1999	73%	82%	89%	65%	72%	65%	78%	83%	82%	78%
2000	64%	75%	83%	55%	64%	55%	69%	73%	71%	69%
2001	66%	77%	84%	59%	67%	59%	69%	77%	74%	72%
2002	70%	81%	88%	62%	74%	62%	77%	78%	76%	76%
2003	72%	82%	87%	66%	75%	66%	77%	81%	79%	77%
2004	72%	84%	89%	67%	77%	67%	80%	80%	81%	78%
2005	75%	85%	91%	70%	75%	70%	80%	83%	84%	81%
2006	78%	86%	92%	72%	77%	72%	82%	88%	83%	82%
2007	79%	87%	92%	73%	78%	73%	84%	86%	83%	83%
2008	78%	89%	93%	72%	77%	72%	85%	85%	86%	84%
2009	80%	88%	92%	74%	76%	74%	85%	88%	85%	84%
2010	80%	88%	92%	73%	79%	73%	84%	84%	83%	84%
2011	80%	86%	91%	74%	74%	74%	83%	87%	83%	83%
2012	77%	86%	91%	73%	74%	73%	81%	84%	82%	82%

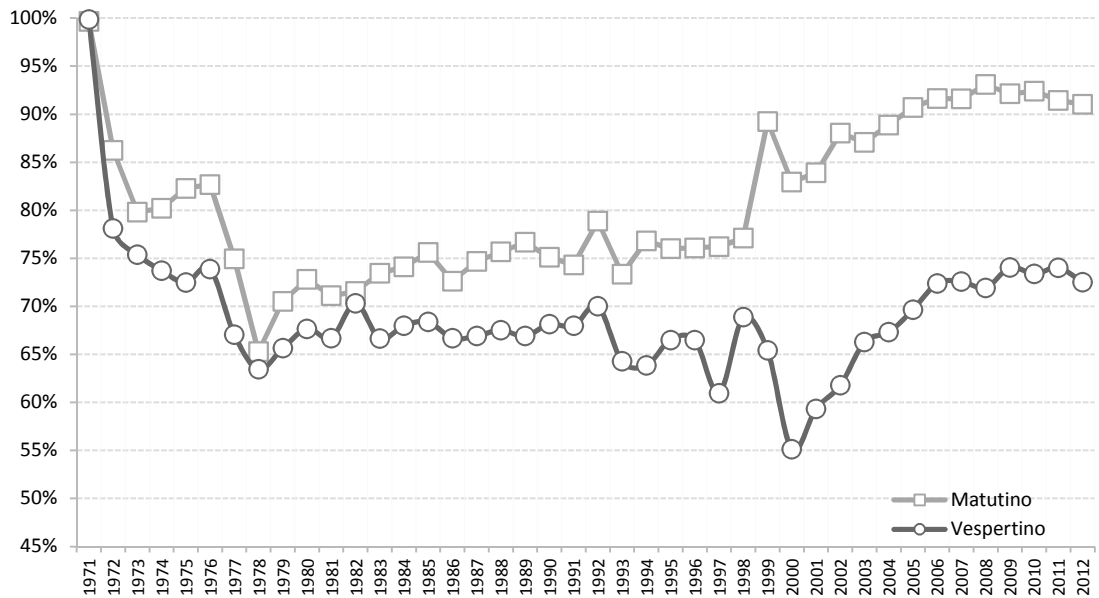
# 1104 Historia Universal I

Acreditación por género



# 1104 Historia Universal I

Acreditación por turno



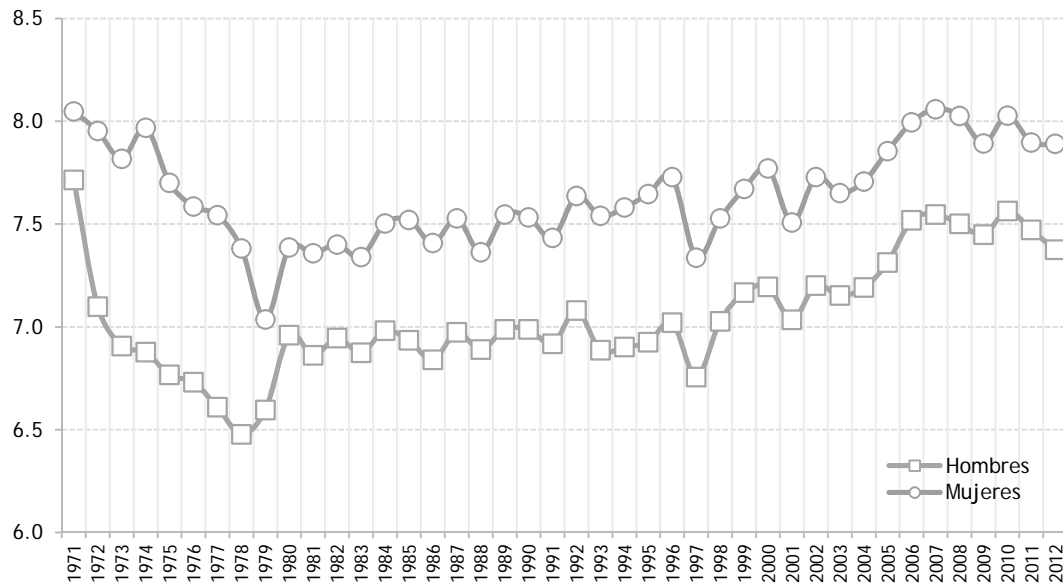
# Historia Universal I

Promedio de Calificaciones

Generación	Género		Turno		Plantel					CCH
	Hombres	Mujeres	Matutino	Vespertino	Azcapotzalco	Naucalpan	Vallejo	Oriente	Sur	
1971	7.7	8.0	7.7	7.8	7.7	7.8	7.7			7.8
1972	7.1	8.0	7.3	7.2	7.0	7.2	7.1	7.6	7.4	7.3
1973	6.9	7.8	7.1	7.1	7.0	7.1	6.8	7.1	7.3	7.1
1974	6.9	8.0	7.2	7.0	6.9	7.0	7.0	7.2	7.3	7.1
1975	6.8	7.7	7.0	6.9	6.7	6.9	7.0	6.9	7.1	6.9
1976	6.7	7.6	7.0	6.8	6.7	6.8	6.7	7.0	7.2	6.9
1977	6.6	7.5	6.8	6.8	6.5	6.8	6.6	6.8	7.0	6.8
1978	6.5	7.4	6.6	6.7	6.6	6.7	6.5	6.6	6.9	6.7
1979	6.6	7.0	6.8	6.7	6.7	6.7	6.6	6.7	6.9	6.8
1980	7.0	7.4	7.1	7.1	6.9	7.1	7.0	7.4	7.2	7.1
1981	6.9	7.4	7.0	7.1	6.8	7.1	6.9	7.2	7.2	7.1
1982	6.9	7.4	7.1	7.1	6.9	7.1	6.9	7.3	7.2	7.1
1983	6.9	7.3	7.1	7.1	6.9	7.1	6.8	7.2	7.3	7.1
1984	7.0	7.5	7.2	7.1	6.8	7.1	7.0	7.1	7.7	7.2
1985	6.9	7.5	7.2	7.1	6.8	7.1	7.1	7.3	7.5	7.2
1986	6.8	7.4	7.1	7.1	6.9	7.1	6.7	7.2	7.4	7.1
1987	7.0	7.5	7.3	7.2	6.9	7.2	7.2	7.3	7.3	7.2
1988	6.9	7.4	7.1	7.0	6.9	7.0	6.8	7.3	7.3	7.1
1989	7.0	7.5	7.3	7.1	7.1	7.1	6.9	7.3	7.4	7.2
1990	7.0	7.5	7.3	7.1	7.1	7.1	6.8	7.3	7.6	7.2
1991	6.9	7.4	7.2	7.1	6.8	7.1	6.8	7.2	7.7	7.2
1992	7.1	7.6	7.5	7.2	7.0	7.2	7.0	7.5	7.8	7.4
1993	6.9	7.5	7.3	7.1	7.1	7.1	7.0	7.2	7.5	7.2
1994	6.9	7.6	7.4	7.0	6.9	7.0	7.0	7.4	7.7	7.2
1995	6.9	7.6	7.4	7.1	7.1	7.1	7.1	7.2	7.5	7.3
1996	7.0	7.7	7.5	7.2	7.3	7.2	7.1	7.4	7.6	7.4
1997	6.8	7.3	7.2	6.9	7.2	6.9	6.4	7.1	7.6	7.0
1998	7.0	7.5	7.3	7.3	7.3	7.3	6.8	7.3	7.7	7.3
1999	7.2	7.7	7.9	6.9	7.4	6.9	7.3	7.7	7.8	7.4
2000	7.2	7.8	7.9	7.0	7.6	7.0	7.4	7.5	7.5	7.5
2001	7.0	7.5	7.7	6.8	7.2	6.8	7.0	7.5	7.5	7.3
2002	7.2	7.7	7.9	6.9	7.7	6.9	7.4	7.5	7.6	7.5
2003	7.2	7.7	7.8	6.9	7.4	6.9	7.3	7.6	7.5	7.4
2004	7.2	7.7	7.9	7.0	7.4	7.0	7.4	7.6	7.8	7.5
2005	7.3	7.9	8.0	7.1	7.4	7.1	7.4	7.7	7.8	7.6
2006	7.5	8.0	8.2	7.3	7.4	7.3	7.8	8.1	8.0	7.8
2007	7.5	8.1	8.2	7.3	7.6	7.3	7.9	7.9	7.9	7.8
2008	7.5	8.0	8.2	7.2	7.6	7.2	7.8	7.9	8.0	7.8
2009	7.4	7.9	8.1	7.1	7.5	7.1	7.5	7.8	7.8	7.7
2010	7.6	8.0	8.2	7.2	7.6	7.2	7.7	7.9	7.8	7.8
2011	7.5	7.9	8.0	7.3	7.4	7.3	7.6	7.9	7.6	7.7
2012	7.4	7.9	8.1	7.2	7.4	7.2	7.8	7.6	7.6	7.6

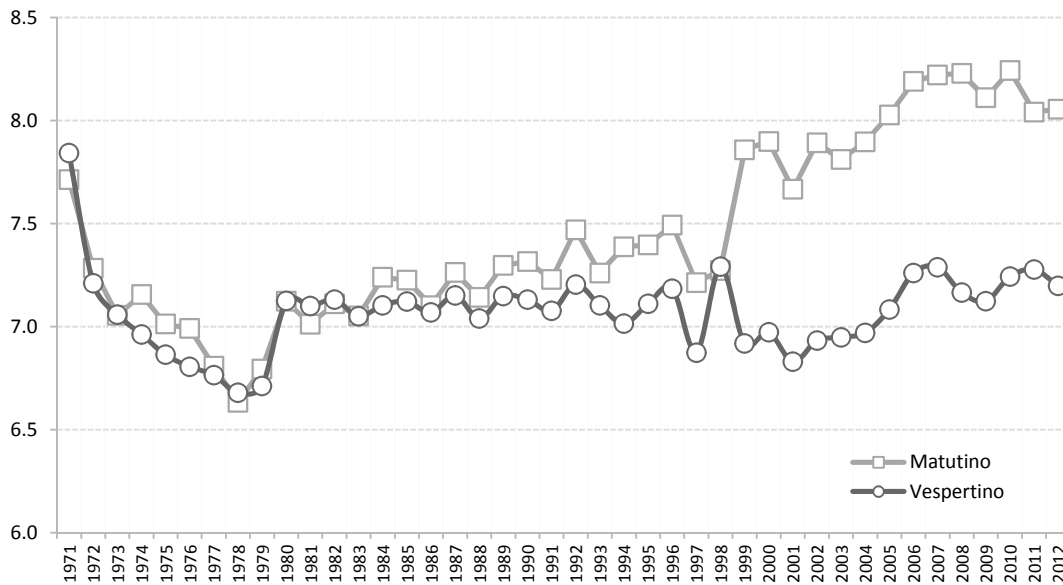
# 1104 Historia Universal I

Calificación promedio por género



# 1104 Historia Universal I

Calificación promedio por turno







Universidad Nacional Autónoma de México  
Colegio de Ciencias y Humanidades

## Historia Universal Moderna y Contemporánea II

### HISTORICO SOCIAL

		Asignatura incluida	Plan	Semestre	Creditos	Horas
1204	Historia Universal Moderna y Contemporánea II		1997	2	8	4

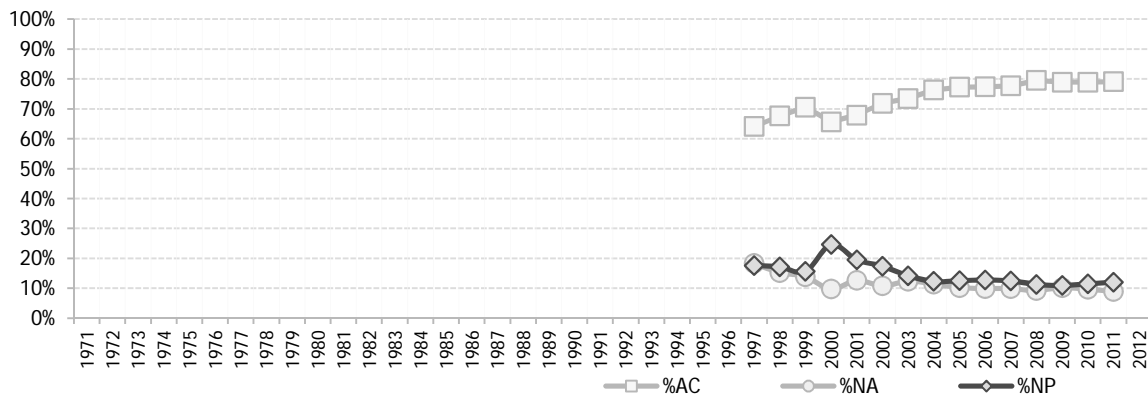
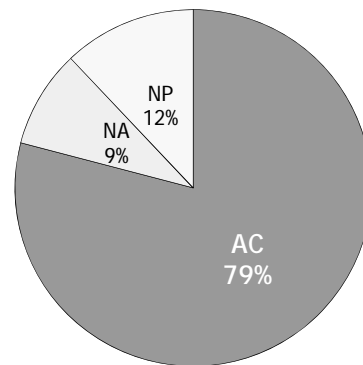




Total CCH

Generación	%AC	%NA	%NP
1971			
1972			
1973			
1974			
1975			
1976			
1977			
1978			
1979			
1980			
1981			
1982			
1983			
1984			
1985			
1986			
1987			
1988			
1989			
1990			
1991			
1992			
1993			
1994			
1995			
1996			
1997	64%	18%	18%
1998	68%	15%	17%
1999	71%	14%	16%
2000	66%	10%	25%
2001	68%	13%	19%
2002	72%	11%	17%
2003	73%	12%	14%
2004	76%	11%	12%
2005	77%	10%	13%
2006	77%	10%	13%
2007	78%	10%	12%
2008	80%	9%	11%
2009	79%	10%	11%
2010	79%	10%	11%
2011	79%	9%	12%
2012			

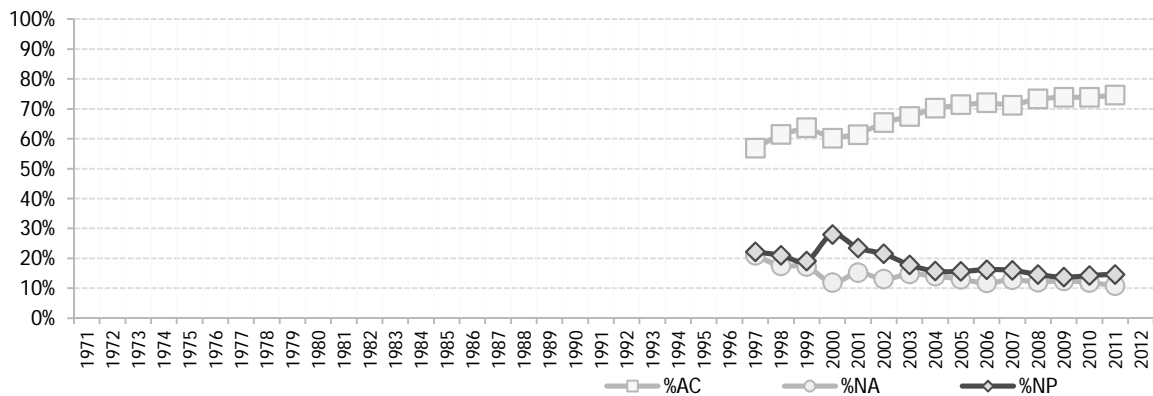
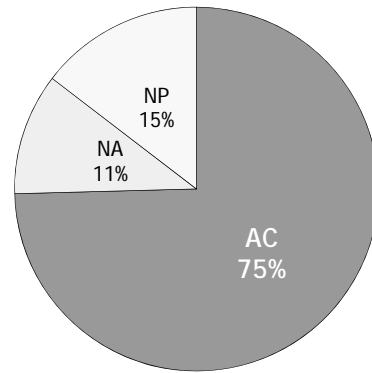
2011



Hombres

Generación	%AC	%NA	%NP
1971			
1972			
1973			
1974			
1975			
1976			
1977			
1978			
1979			
1980			
1981			
1982			
1983			
1984			
1985			
1986			
1987			
1988			
1989			
1990			
1991			
1992			
1993			
1994			
1995			
1996			
1997	57%	21%	22%
1998	61%	18%	21%
1999	64%	17%	19%
2000	60%	12%	28%
2001	61%	15%	23%
2002	65%	13%	22%
2003	67%	15%	18%
2004	70%	14%	16%
2005	71%	13%	16%
2006	72%	12%	16%
2007	71%	13%	16%
2008	73%	12%	15%
2009	74%	12%	14%
2010	74%	12%	14%
2011	75%	11%	15%
2012			

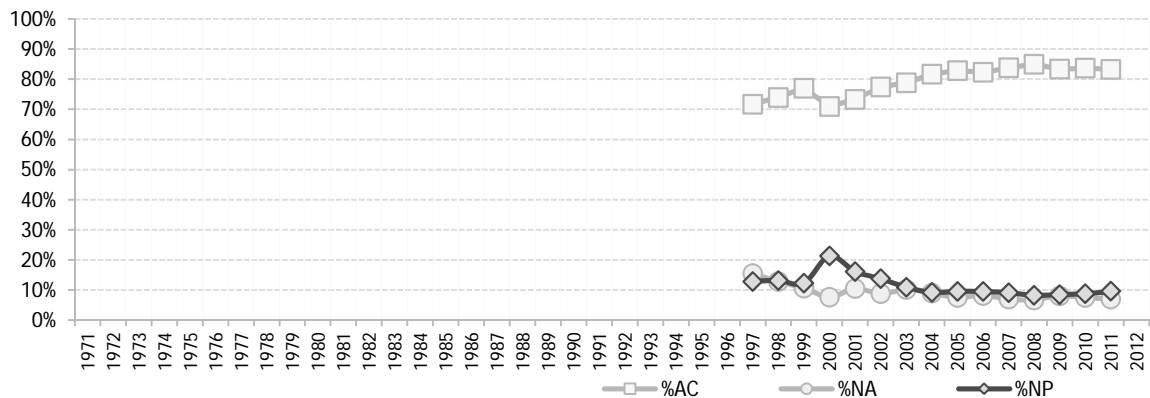
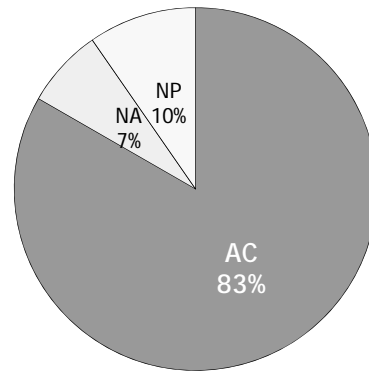
2011



Mujeres

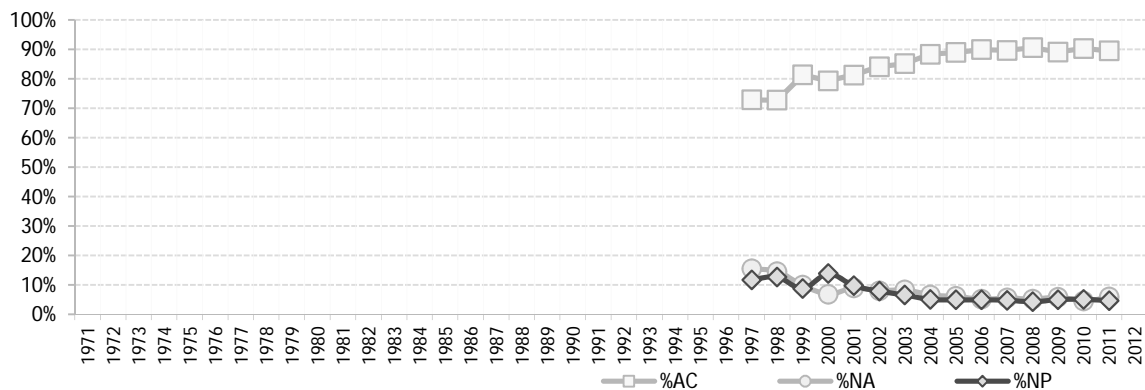
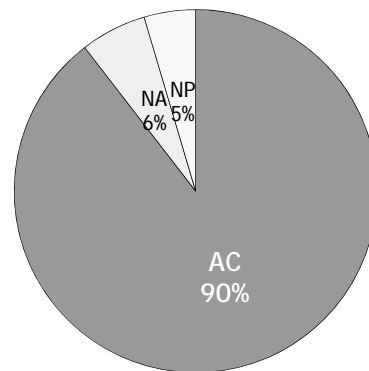
Generación	%AC	%NA	%NP
1971			
1972			
1973			
1974			
1975			
1976			
1977			
1978			
1979			
1980			
1981			
1982			
1983			
1984			
1985			
1986			
1987			
1988			
1989			
1990			
1991			
1992			
1993			
1994			
1995			
1996			
1997	72%	15%	13%
1998	74%	13%	13%
1999	77%	11%	12%
2000	71%	8%	21%
2001	73%	10%	16%
2002	77%	9%	14%
2003	79%	10%	11%
2004	82%	9%	9%
2005	83%	8%	10%
2006	82%	8%	10%
2007	84%	7%	9%
2008	85%	7%	8%
2009	83%	8%	9%
2010	84%	8%	9%
2011	83%	7%	10%
2012			

2011



Generación	%AC	%NA	%NP
1971			
1972			
1973			
1974			
1975			
1976			
1977			
1978			
1979			
1980			
1981			
1982			
1983			
1984			
1985			
1986			
1987			
1988			
1989			
1990			
1991			
1992			
1993			
1994			
1995			
1996			
1997	73%	15%	12%
1998	73%	15%	13%
1999	81%	10%	9%
2000	79%	7%	14%
2001	81%	9%	10%
2002	84%	8%	8%
2003	85%	8%	7%
2004	88%	7%	5%
2005	89%	6%	5%
2006	90%	5%	5%
2007	90%	6%	5%
2008	91%	5%	4%
2009	89%	6%	5%
2010	90%	5%	5%
2011	90%	6%	5%
2012			

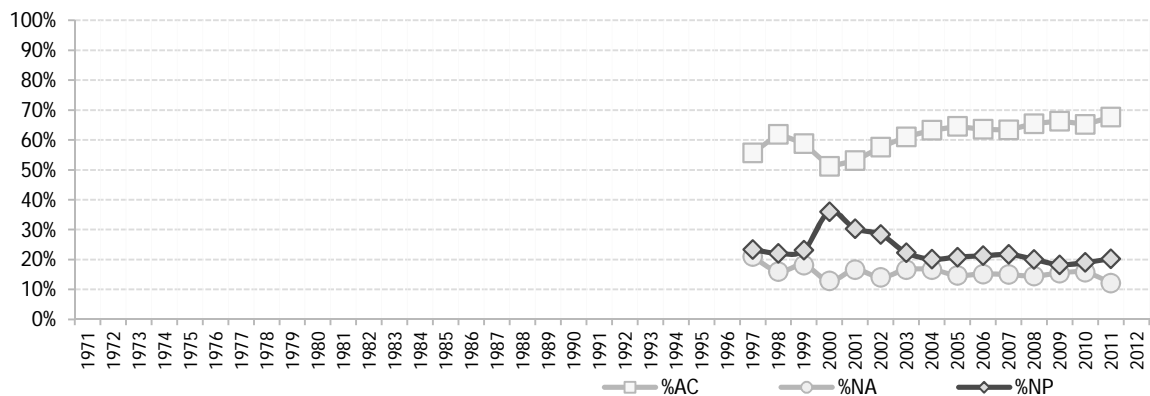
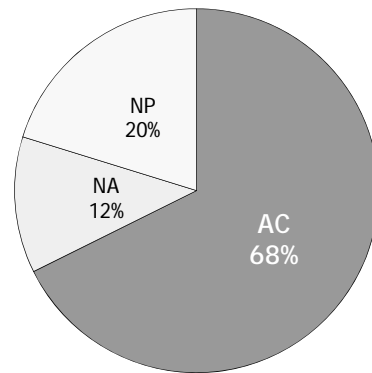
2011



Vespertino

Generación	%AC	%NA	%NP
1971			
1972			
1973			
1974			
1975			
1976			
1977			
1978			
1979			
1980			
1981			
1982			
1983			
1984			
1985			
1986			
1987			
1988			
1989			
1990			
1991			
1992			
1993			
1994			
1995			
1996			
1997	56%	21%	23%
1998	62%	16%	22%
1999	59%	18%	23%
2000	51%	13%	36%
2001	53%	17%	30%
2002	58%	14%	28%
2003	61%	17%	22%
2004	63%	17%	20%
2005	65%	15%	21%
2006	64%	15%	21%
2007	63%	15%	22%
2008	65%	14%	20%
2009	66%	15%	18%
2010	65%	16%	19%
2011	68%	12%	20%
2012			

2011



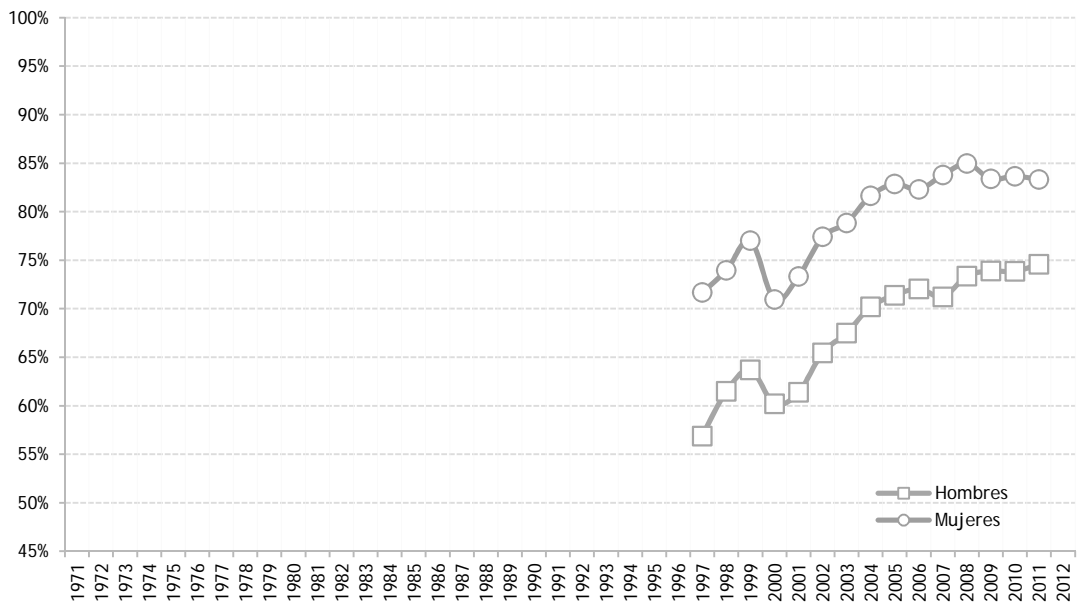
## Historia Universal II

## Acreditación

Generación	Género		Turno		Plantel					CCH
	Hombres	Mujeres	Matutino	Vespertino	Azcapotzalco	Naucalpan	Vallejo	Oriente	Sur	
1971										
1972										
1973										
1974										
1975										
1976										
1977										
1978										
1979										
1980										
1981										
1982										
1983										
1984										
1985										
1986										
1987										
1988										
1989										
1990										
1991										
1992										
1993										
1994										
1995										
1996										
1997	57%	72%	73%	56%	63%	56%	55%	68%	69%	64%
1998	61%	74%	73%	62%	71%	62%	61%	73%	67%	68%
1999	64%	77%	81%	59%	71%	59%	72%	73%	71%	71%
2000	60%	71%	79%	51%	61%	51%	68%	69%	67%	66%
2001	61%	73%	81%	53%	63%	53%	69%	73%	71%	68%
2002	65%	77%	84%	58%	72%	58%	72%	73%	74%	72%
2003	67%	79%	85%	61%	74%	61%	73%	76%	75%	73%
2004	70%	82%	88%	63%	74%	63%	76%	76%	79%	76%
2005	71%	83%	89%	65%	73%	65%	76%	77%	79%	77%
2006	72%	82%	90%	64%	73%	64%	78%	80%	79%	77%
2007	71%	84%	90%	63%	77%	63%	78%	80%	78%	78%
2008	73%	85%	91%	65%	76%	65%	76%	82%	83%	80%
2009	74%	83%	89%	66%	71%	66%	80%	84%	79%	79%
2010	74%	84%	90%	65%	74%	65%	79%	82%	78%	79%
2011	75%	83%	90%	68%	74%	68%	76%	81%	80%	79%
2012										

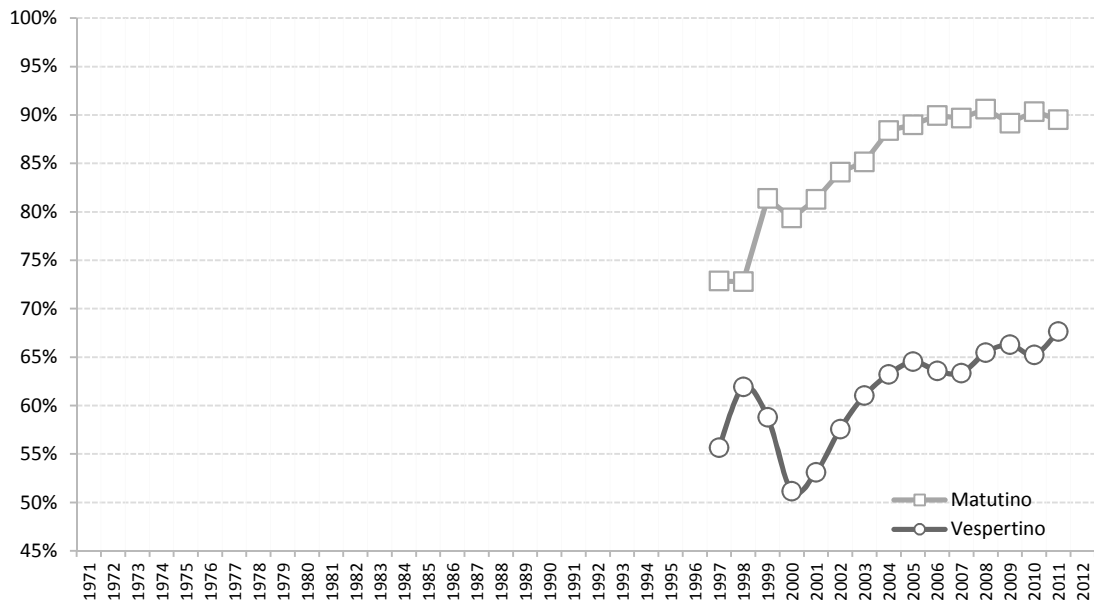
## 1204 Historia Universal II

Acreditación por género



## 1204 Historia Universal II

Acreditación por turno



## Historia Universal II

Promedio de Calificaciones

Generación	Género		Turno		Plantel					CCH
	Hombres	Mujeres	Matutino	Vespertino	Azacapotzalco	Naucalpan	Vallejo	Oriente	Sur	
1971										
1972										
1973										
1974										
1975										
1976										
1977										
1978										
1979										
1980										
1981										
1982										
1983										
1984										
1985										
1986										
1987										
1988										
1989										
1990										
1991										
1992										
1993										
1994										
1995										
1996										
1997	7.0	7.5	7.4	7.1	7.3	7.1	6.8	7.2	7.9	7.3
1998	7.2	7.7	7.5	7.4	7.6	7.4	7.2	7.4	7.6	7.4
1999	7.3	8.0	8.1	7.2	7.8	7.2	7.6	7.9	7.7	7.7
2000	7.4	7.9	8.0	7.2	7.7	7.2	7.7	7.6	7.9	7.7
2001	7.3	7.8	7.9	7.1	7.6	7.1	7.4	7.7	7.9	7.6
2002	7.5	7.9	8.0	7.3	7.8	7.3	7.5	7.8	7.9	7.7
2003	7.5	7.9	8.1	7.2	7.7	7.2	7.7	7.9	7.8	7.7
2004	7.4	8.0	8.2	7.2	7.8	7.2	7.6	7.8	7.9	7.7
2005	7.5	8.1	8.2	7.3	7.7	7.3	7.7	7.9	7.9	7.8
2006	7.6	8.1	8.4	7.3	7.8	7.3	7.9	8.0	8.0	7.9
2007	7.6	8.2	8.3	7.3	8.0	7.3	7.9	8.1	7.8	7.9
2008	7.6	8.1	8.3	7.3	7.9	7.3	7.6	8.0	8.1	7.9
2009	7.6	8.0	8.2	7.4	7.6	7.4	7.8	7.9	8.0	7.8
2010	7.7	8.2	8.3	7.3	7.7	7.3	7.9	8.2	7.8	7.9
2011	7.8	8.3	8.4	7.6	7.8	7.6	7.9	8.2	8.0	8.0
2012										



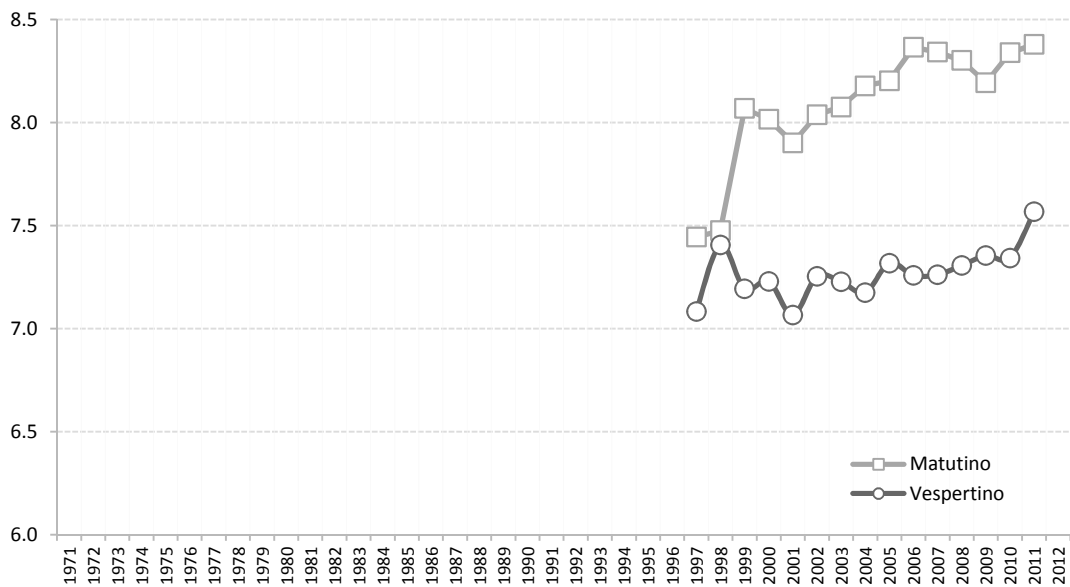
## 1204 Historia Universal II

Calificación promedio por género



## 1204 Historia Universal II

Calificación promedio por turno







Universidad Nacional Autónoma de México  
Colegio de Ciencias y Humanidades

## Historia de México I

### HISTORICO SOCIAL

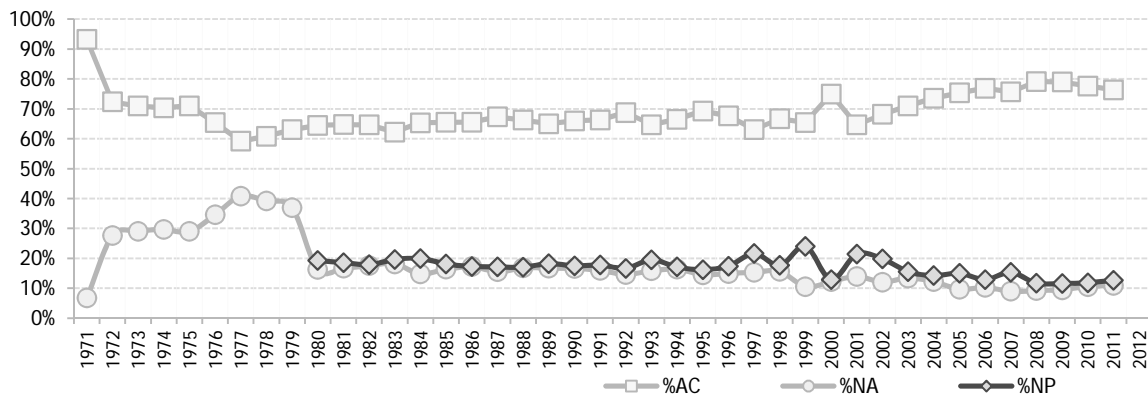
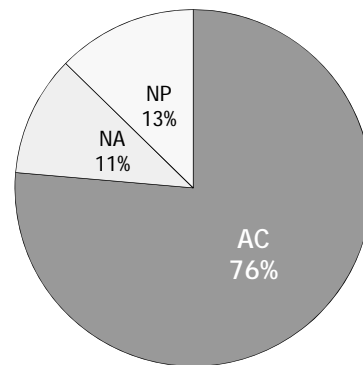
Asignatura incluida		Plan	Semestre	Creditos	Horas
1304	Historia de México I	1997	3	8	4
3010	Historia de México I	1971	2	6	3



Total CCH

Generación	%AC	%NA	%NP
1971	93%	7%	
1972	72%	28%	
1973	71%	29%	
1974	70%	30%	
1975	71%	29%	
1976	65%	35%	
1977	59%	41%	
1978	61%	39%	
1979	63%	37%	
1980	65%	16%	19%
1981	65%	17%	19%
1982	65%	18%	18%
1983	62%	18%	20%
1984	65%	15%	20%
1985	65%	16%	18%
1986	66%	17%	17%
1987	67%	16%	17%
1988	66%	17%	17%
1989	65%	17%	18%
1990	66%	17%	17%
1991	66%	16%	18%
1992	69%	15%	17%
1993	65%	16%	19%
1994	67%	16%	17%
1995	69%	14%	16%
1996	68%	15%	17%
1997	63%	15%	22%
1998	67%	16%	18%
1999	65%	11%	24%
2000	75%	12%	13%
2001	65%	14%	21%
2002	68%	12%	20%
2003	71%	13%	16%
2004	74%	12%	14%
2005	75%	10%	15%
2006	77%	10%	13%
2007	76%	9%	15%
2008	79%	9%	12%
2009	79%	9%	12%
2010	78%	11%	12%
2011	76%	11%	13%
2012			

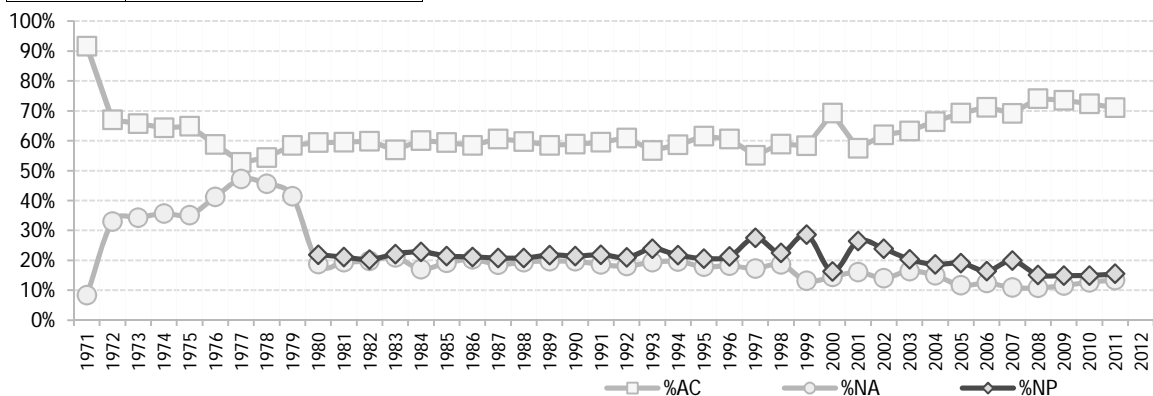
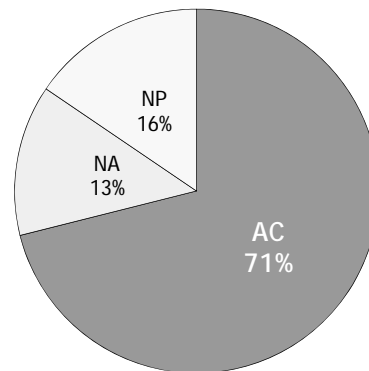
2011



Hombres

Generación	%AC	%NA	%NP
1971	92%	8%	
1972	67%	33%	
1973	66%	34%	
1974	64%	36%	
1975	65%	35%	
1976	59%	41%	
1977	53%	47%	
1978	54%	46%	
1979	59%	41%	
1980	59%	19%	22%
1981	60%	19%	21%
1982	60%	20%	20%
1983	57%	21%	22%
1984	60%	17%	23%
1985	59%	19%	21%
1986	59%	20%	21%
1987	61%	19%	21%
1988	60%	19%	21%
1989	58%	20%	22%
1990	59%	20%	21%
1991	60%	19%	22%
1992	61%	18%	21%
1993	57%	19%	24%
1994	59%	20%	22%
1995	62%	18%	21%
1996	61%	18%	21%
1997	55%	17%	28%
1998	59%	19%	22%
1999	58%	13%	29%
2000	69%	14%	16%
2001	57%	16%	26%
2002	62%	14%	24%
2003	63%	16%	20%
2004	66%	15%	19%
2005	69%	12%	19%
2006	71%	12%	16%
2007	69%	11%	20%
2008	74%	11%	15%
2009	74%	12%	15%
2010	72%	13%	15%
2011	71%	13%	16%
2012			

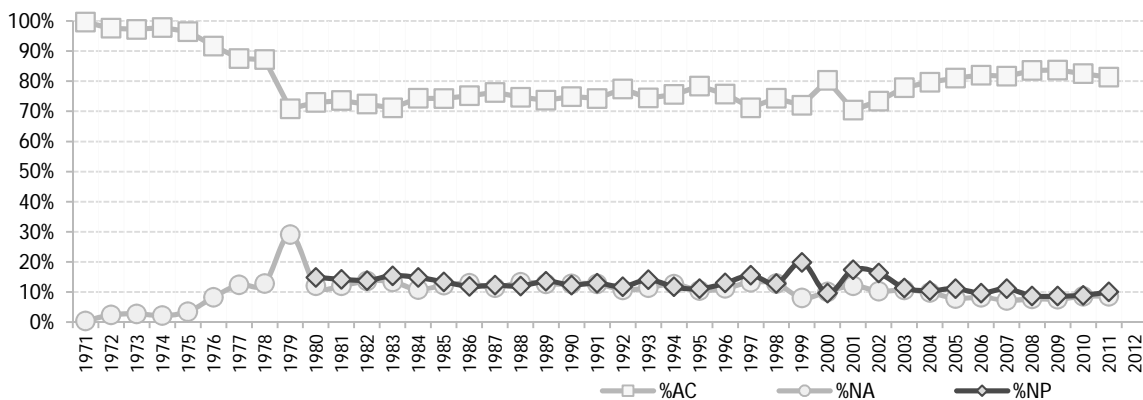
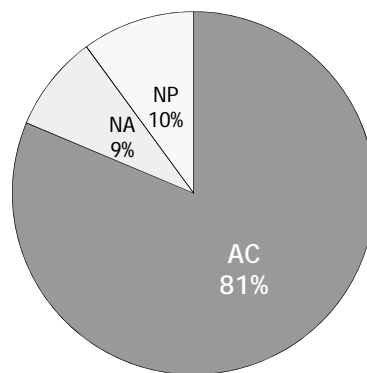
2011



Mujeres

Generación	%AC	%NA	%NP
1971	100%	0%	
1972	98%	2%	
1973	97%	3%	
1974	98%	2%	
1975	96%	4%	
1976	92%	8%	
1977	88%	12%	
1978	87%	13%	
1979	71%	29%	
1980	73%	12%	15%
1981	74%	12%	14%
1982	72%	14%	14%
1983	71%	13%	15%
1984	74%	11%	15%
1985	74%	12%	13%
1986	75%	13%	12%
1987	76%	11%	12%
1988	75%	13%	12%
1989	74%	13%	14%
1990	75%	13%	12%
1991	74%	13%	13%
1992	77%	11%	12%
1993	74%	11%	14%
1994	76%	13%	12%
1995	78%	11%	11%
1996	76%	11%	13%
1997	71%	13%	16%
1998	74%	13%	13%
1999	72%	8%	20%
2000	80%	10%	10%
2001	70%	12%	17%
2002	73%	10%	16%
2003	78%	11%	11%
2004	80%	10%	10%
2005	81%	8%	11%
2006	82%	8%	10%
2007	82%	7%	11%
2008	84%	8%	9%
2009	84%	8%	9%
2010	82%	9%	9%
2011	81%	9%	10%
2012			

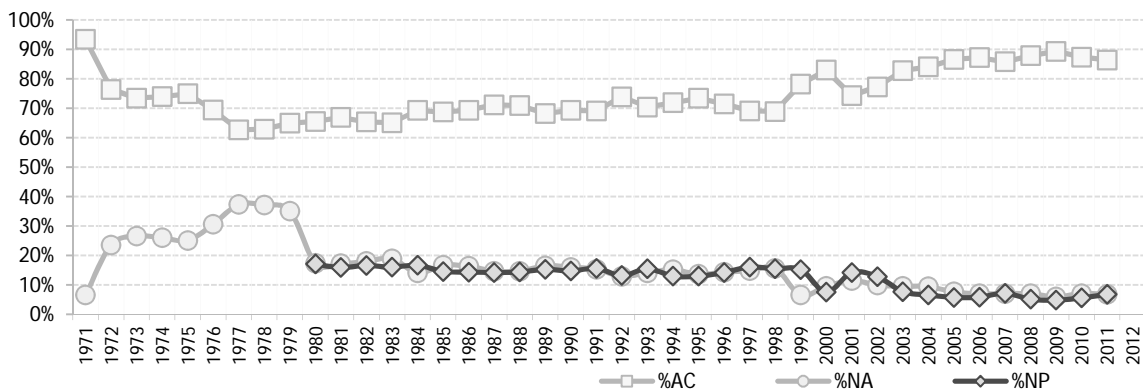
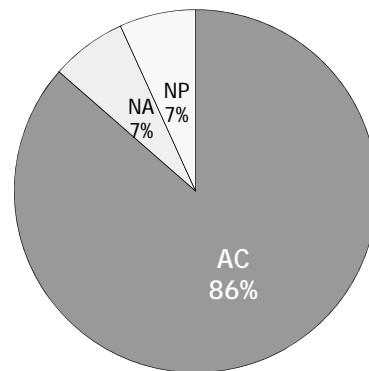
2011



Matutino

Generación	%AC	%NA	%NP
1971	93%	7%	
1972	76%	24%	
1973	73%	27%	
1974	74%	26%	
1975	75%	25%	
1976	69%	31%	
1977	63%	37%	
1978	63%	37%	
1979	65%	35%	
1980	66%	17%	17%
1981	67%	17%	16%
1982	65%	18%	17%
1983	65%	19%	16%
1984	69%	14%	17%
1985	69%	17%	15%
1986	69%	16%	14%
1987	71%	15%	14%
1988	71%	15%	14%
1989	68%	16%	15%
1990	69%	16%	15%
1991	69%	15%	16%
1992	74%	13%	13%
1993	70%	14%	15%
1994	72%	15%	13%
1995	73%	14%	13%
1996	72%	14%	14%
1997	69%	15%	16%
1998	69%	16%	15%
1999	78%	7%	15%
2000	83%	10%	8%
2001	74%	11%	14%
2002	77%	10%	13%
2003	83%	9%	8%
2004	84%	9%	7%
2005	87%	8%	6%
2006	87%	7%	6%
2007	86%	7%	7%
2008	88%	7%	5%
2009	89%	6%	5%
2010	87%	7%	6%
2011	86%	7%	7%
2012			

2011

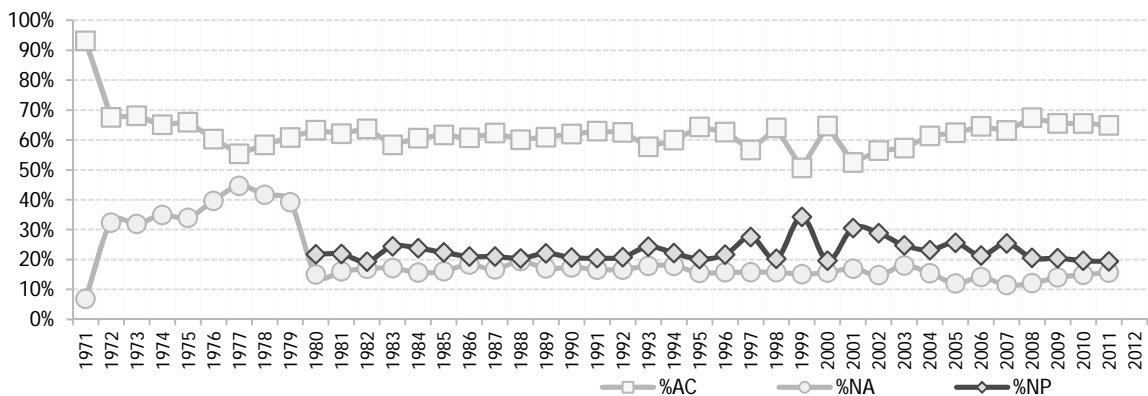
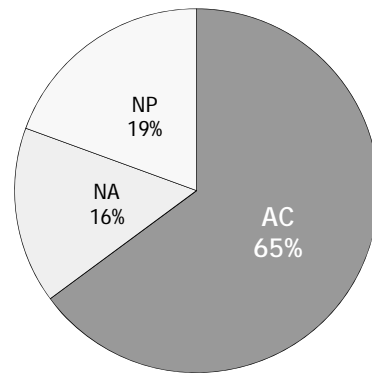




Vespertino

Generación	%AC	%NA	%NP
1971	93%	7%	
1972	68%	32%	
1973	68%	32%	
1974	65%	35%	
1975	66%	34%	
1976	60%	40%	
1977	55%	45%	
1978	58%	42%	
1979	61%	39%	
1980	63%	15%	22%
1981	62%	16%	22%
1982	64%	17%	19%
1983	58%	17%	24%
1984	61%	16%	24%
1985	62%	16%	22%
1986	61%	18%	21%
1987	62%	17%	21%
1988	60%	20%	20%
1989	61%	17%	22%
1990	62%	17%	21%
1991	63%	17%	20%
1992	63%	17%	21%
1993	58%	18%	24%
1994	60%	18%	22%
1995	64%	16%	20%
1996	63%	16%	22%
1997	57%	16%	28%
1998	64%	16%	20%
1999	51%	15%	34%
2000	65%	16%	20%
2001	52%	17%	31%
2002	56%	15%	29%
2003	57%	18%	25%
2004	61%	15%	23%
2005	62%	12%	26%
2006	65%	14%	21%
2007	63%	11%	25%
2008	67%	12%	21%
2009	65%	14%	20%
2010	66%	15%	20%
2011	65%	16%	19%
2012			

2011



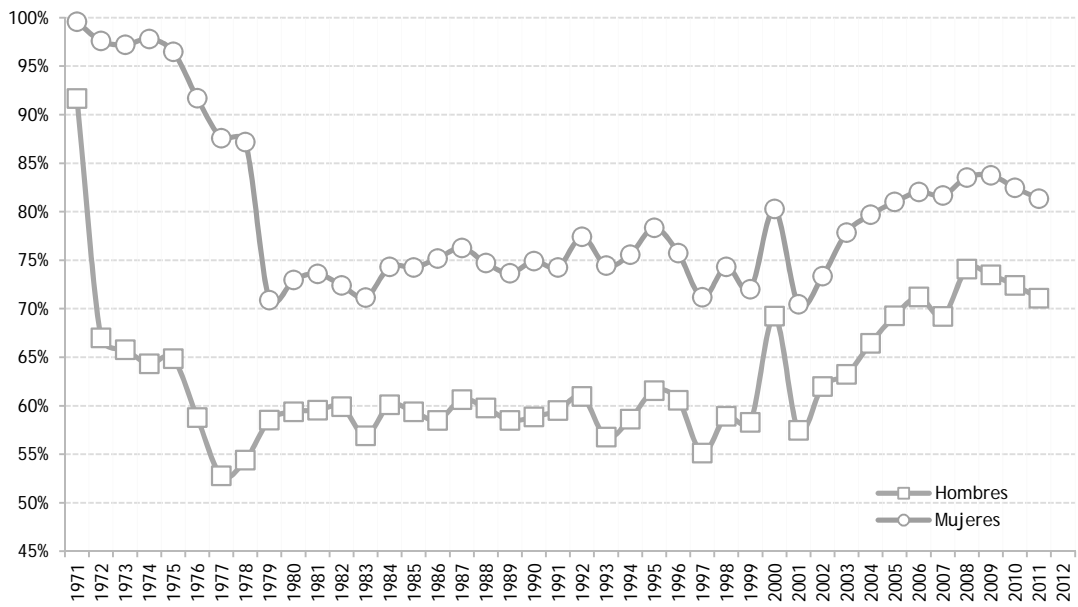
## Historia de México I

## Acreditación

Generación	Género		Turno		Plantel					CCH
	Hombres	Mujeres	Matutino	Vespertino	Azcapotzalco	Naucalpan	Vallejo	Oriente	Sur	
1971	92%	100%	93%	93%	100%	93%	100%			93%
1972	67%	98%	76%	68%	67%	68%	72%	75%	78%	72%
1973	66%	97%	73%	68%	71%	68%	69%	68%	75%	71%
1974	64%	98%	74%	65%	67%	65%	72%	72%	74%	70%
1975	65%	96%	75%	66%	69%	66%	73%	72%	72%	71%
1976	59%	92%	69%	60%	62%	60%	65%	66%	71%	65%
1977	53%	88%	63%	55%	61%	55%	55%	57%	63%	59%
1978	54%	87%	63%	58%	58%	58%	56%	63%	69%	61%
1979	59%	71%	65%	61%	59%	61%	59%	65%	70%	63%
1980	59%	73%	66%	63%	64%	63%	59%	65%	68%	65%
1981	60%	74%	67%	62%	63%	62%	62%	66%	67%	65%
1982	60%	72%	65%	64%	62%	64%	60%	67%	70%	65%
1983	57%	71%	65%	58%	58%	58%	64%	68%	66%	62%
1984	60%	74%	69%	61%	64%	61%	65%	65%	69%	65%
1985	59%	74%	69%	62%	61%	62%	60%	70%	69%	65%
1986	59%	75%	69%	61%	62%	61%	63%	69%	67%	66%
1987	61%	76%	71%	62%	61%	62%	67%	73%	68%	67%
1988	60%	75%	71%	60%	60%	60%	63%	72%	69%	66%
1989	58%	74%	68%	61%	63%	61%	63%	68%	65%	65%
1990	59%	75%	69%	62%	64%	62%	62%	69%	68%	66%
1991	60%	74%	69%	63%	62%	63%	64%	68%	69%	66%
1992	61%	77%	74%	63%	62%	63%	67%	71%	73%	69%
1993	57%	74%	70%	58%	57%	58%	64%	70%	67%	65%
1994	59%	76%	72%	60%	59%	60%	64%	70%	72%	67%
1995	62%	78%	73%	64%	64%	64%	68%	72%	71%	69%
1996	61%	76%	72%	63%	63%	63%	68%	68%	67%	68%
1997	55%	71%	69%	57%	68%	57%	50%	62%	67%	63%
1998	59%	74%	69%	64%	72%	64%	58%	68%	69%	67%
1999	58%	72%	78%	51%	67%	51%	63%	65%	70%	65%
2000	69%	80%	83%	65%	71%	65%	72%	77%	78%	75%
2001	57%	70%	74%	52%	67%	52%	63%	64%	67%	65%
2002	62%	73%	77%	56%	71%	56%	59%	69%	71%	68%
2003	63%	78%	83%	57%	74%	57%	65%	70%	73%	71%
2004	66%	80%	84%	61%	72%	61%	69%	75%	78%	74%
2005	69%	81%	87%	62%	74%	62%	71%	76%	80%	75%
2006	71%	82%	87%	65%	72%	65%	74%	78%	82%	77%
2007	69%	82%	86%	63%	75%	63%	78%	76%	75%	76%
2008	74%	84%	88%	67%	79%	67%	76%	80%	79%	79%
2009	74%	84%	89%	65%	78%	65%	78%	81%	79%	79%
2010	72%	82%	87%	66%	75%	66%	75%	79%	78%	78%
2011	71%	81%	86%	65%	72%	65%	77%	76%	78%	76%
2012										

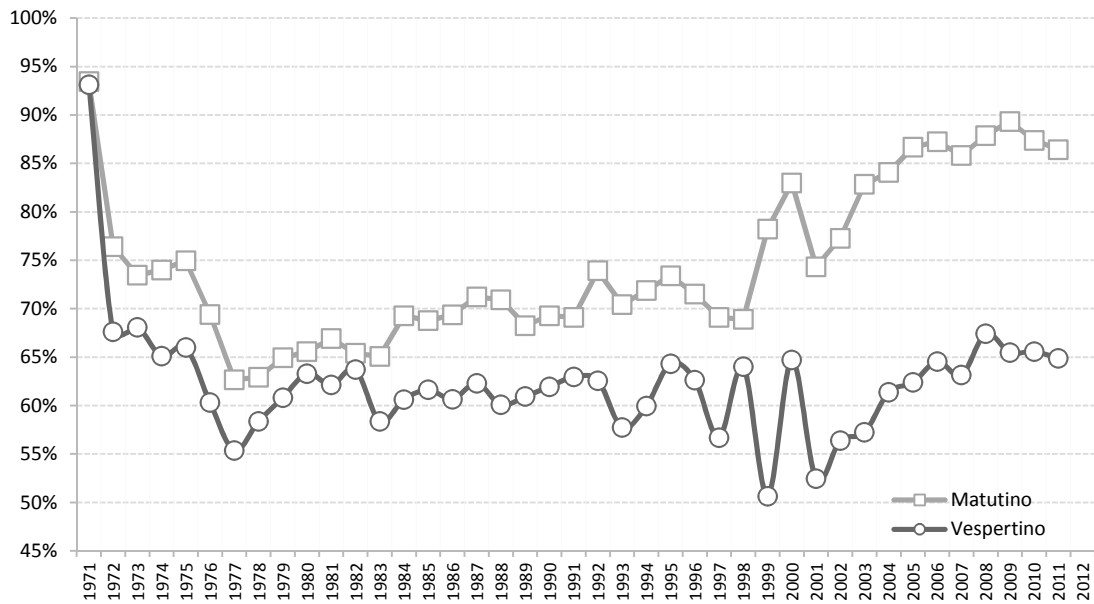
### 1304 Historia de México I

Acreditación por género



### 1304 Historia de México I

Acreditación por turno



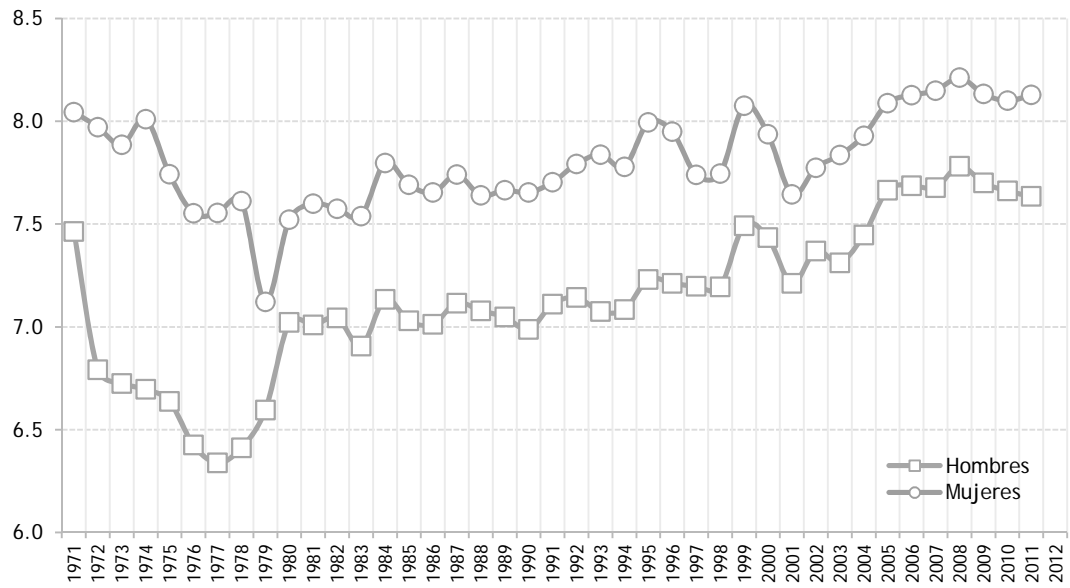
## Historia de México I

Promedio de Calificaciones

Generación	Género		Turno		Plantel					CCH
	Hombres	Mujeres	Matutino	Vespertino	Azcapotzalco	Naucalpan	Vallejo	Oriente	Sur	
1971	7.5	8.0	7.5	7.6	7.8	7.6	7.6			7.6
1972	6.8	8.0	7.1	6.9	6.8	6.9	7.0	7.2	7.1	7.0
1973	6.7	7.9	7.0	6.9	6.8	6.9	6.8	6.8	7.1	6.9
1974	6.7	8.0	7.0	6.8	6.7	6.8	6.9	7.2	7.1	6.9
1975	6.6	7.7	7.0	6.7	6.8	6.7	6.8	6.9	6.9	6.9
1976	6.4	7.6	6.8	6.5	6.5	6.5	6.5	6.7	6.9	6.7
1977	6.3	7.6	6.6	6.5	6.5	6.5	6.3	6.5	6.8	6.6
1978	6.4	7.6	6.7	6.6	6.5	6.6	6.4	6.8	7.0	6.6
1979	6.6	7.1	6.8	6.8	6.6	6.8	6.6	6.9	7.1	6.8
1980	7.0	7.5	7.2	7.3	7.2	7.3	7.0	7.3	7.3	7.2
1981	7.0	7.6	7.2	7.2	7.1	7.2	7.0	7.4	7.3	7.2
1982	7.0	7.6	7.2	7.3	7.1	7.3	7.0	7.4	7.4	7.3
1983	6.9	7.5	7.2	7.1	7.0	7.1	6.9	7.3	7.5	7.2
1984	7.1	7.8	7.5	7.3	7.3	7.3	7.1	7.4	7.7	7.4
1985	7.0	7.7	7.3	7.3	7.2	7.3	7.0	7.4	7.6	7.3
1986	7.0	7.7	7.4	7.2	7.2	7.2	6.9	7.3	7.6	7.3
1987	7.1	7.7	7.4	7.3	7.1	7.3	7.3	7.6	7.6	7.4
1988	7.1	7.6	7.4	7.2	7.0	7.2	7.1	7.5	7.7	7.3
1989	7.0	7.7	7.4	7.3	7.2	7.3	7.1	7.6	7.4	7.3
1990	7.0	7.7	7.4	7.2	7.3	7.2	7.0	7.3	7.5	7.3
1991	7.1	7.7	7.4	7.4	7.1	7.4	7.1	7.3	7.9	7.4
1992	7.1	7.8	7.6	7.2	7.4	7.2	7.3	7.3	7.7	7.5
1993	7.1	7.8	7.6	7.2	7.3	7.2	7.2	7.5	7.6	7.4
1994	7.1	7.8	7.6	7.2	7.2	7.2	7.3	7.4	7.7	7.4
1995	7.2	8.0	7.7	7.5	7.5	7.5	7.4	7.5	7.7	7.6
1996	7.2	7.9	7.7	7.4	7.4	7.4	7.3	7.4	7.8	7.6
1997	7.2	7.7	7.6	7.3	7.6	7.3	6.9	7.5	7.9	7.5
1998	7.2	7.7	7.5	7.4	7.6	7.4	7.1	7.6	7.8	7.5
1999	7.5	8.1	8.3	7.1	8.1	7.1	7.4	8.1	8.0	7.8
2000	7.4	7.9	8.0	7.3	7.7	7.3	7.4	7.8	7.8	7.7
2001	7.2	7.6	7.7	7.1	7.7	7.1	7.2	7.5	7.7	7.5
2002	7.4	7.8	7.8	7.3	7.8	7.3	7.2	7.7	7.8	7.6
2003	7.3	7.8	7.9	7.2	7.7	7.2	7.3	7.7	7.7	7.6
2004	7.4	7.9	8.0	7.4	7.6	7.4	7.6	7.8	8.0	7.7
2005	7.7	8.1	8.1	7.7	7.8	7.7	7.7	8.1	8.1	7.9
2006	7.7	8.1	8.2	7.6	7.8	7.6	7.7	8.2	8.1	7.9
2007	7.7	8.1	8.2	7.6	8.0	7.6	7.8	8.2	8.0	7.9
2008	7.8	8.2	8.3	7.6	8.1	7.6	7.6	8.4	8.2	8.0
2009	7.7	8.1	8.3	7.4	8.0	7.4	7.6	8.2	8.1	7.9
2010	7.7	8.1	8.2	7.4	7.7	7.4	7.6	8.4	8.0	7.9
2011	7.6	8.1	8.3	7.4	7.9	7.4	7.7	8.2	7.9	7.9
2012										

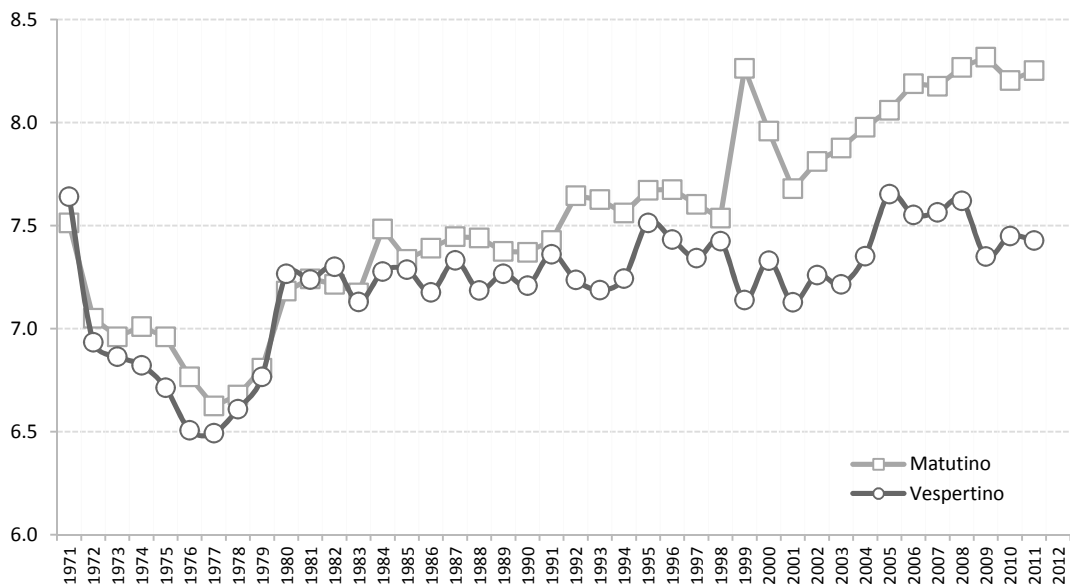
### 1304 Historia de México I

Calificación promedio por género



### 1304 Historia de México I

Calificación promedio por turno







Universidad Nacional Autónoma de México  
Colegio de Ciencias y Humanidades

## Historia de México II

### HISTORICO SOCIAL

	Asignatura incluida	Plan	Semestre	Creditos	Horas
1404	Historia de México II	1997	4	8	4
3017	Historia de México II	1971	3	6	3

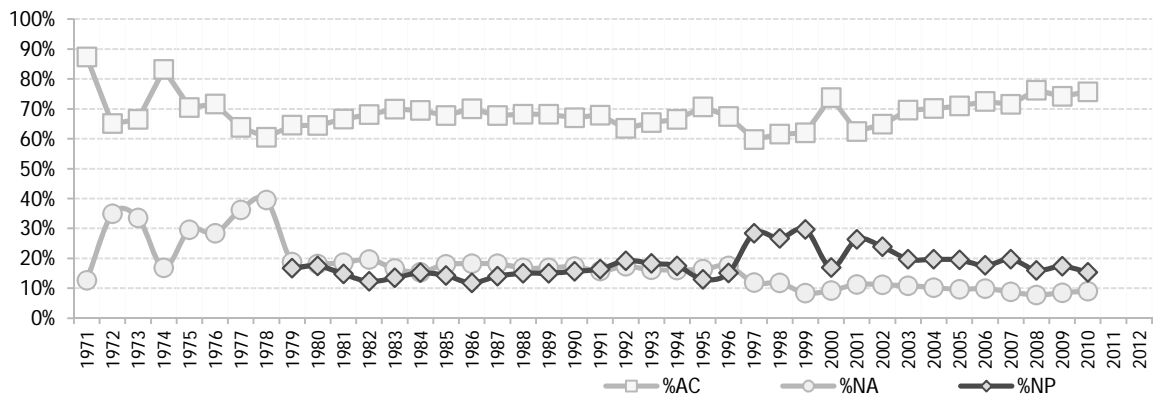
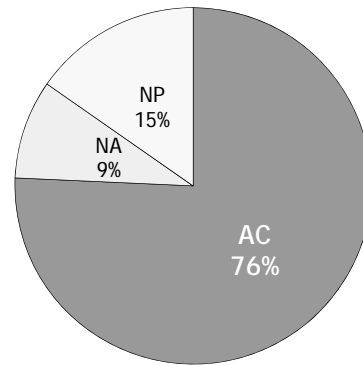




Total CCH

Generación	%AC	%NA	%NP
1971	87%	13%	
1972	65%	35%	
1973	66%	34%	
1974	83%	17%	
1975	70%	30%	
1976	72%	28%	
1977	64%	36%	
1978	60%	40%	
1979	65%	19%	17%
1980	64%	18%	17%
1981	67%	19%	15%
1982	68%	20%	12%
1983	70%	17%	13%
1984	69%	15%	15%
1985	68%	18%	14%
1986	70%	18%	12%
1987	68%	18%	14%
1988	68%	17%	15%
1989	68%	17%	15%
1990	67%	17%	16%
1991	68%	16%	16%
1992	63%	17%	19%
1993	65%	16%	18%
1994	66%	16%	17%
1995	71%	16%	13%
1996	67%	17%	15%
1997	60%	12%	28%
1998	62%	12%	27%
1999	62%	8%	30%
2000	74%	9%	17%
2001	62%	11%	26%
2002	65%	11%	24%
2003	70%	11%	20%
2004	70%	10%	20%
2005	71%	10%	19%
2006	72%	10%	18%
2007	72%	9%	20%
2008	76%	8%	16%
2009	74%	9%	17%
2010	76%	9%	15%
2011			
2012			

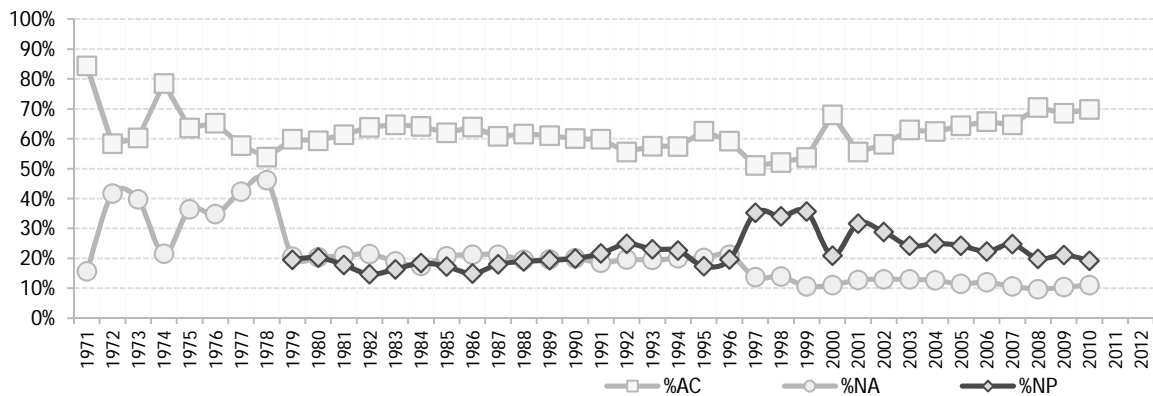
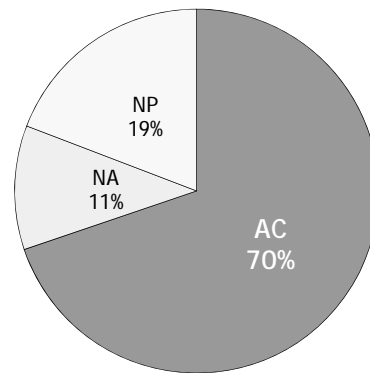
2010



Hombres

Generación	%AC	%NA	%NP
1971	84%	16%	
1972	58%	42%	
1973	60%	40%	
1974	79%	22%	
1975	64%	36%	
1976	65%	35%	
1977	58%	42%	
1978	54%	46%	
1979	60%	21%	20%
1980	59%	20%	20%
1981	61%	21%	18%
1982	64%	21%	15%
1983	65%	19%	16%
1984	64%	17%	18%
1985	62%	21%	17%
1986	64%	21%	15%
1987	61%	21%	18%
1988	62%	19%	19%
1989	61%	20%	19%
1990	60%	20%	20%
1991	60%	19%	22%
1992	56%	20%	25%
1993	57%	19%	23%
1994	57%	20%	23%
1995	63%	20%	17%
1996	59%	21%	20%
1997	51%	14%	35%
1998	52%	14%	34%
1999	54%	11%	36%
2000	68%	11%	21%
2001	56%	13%	32%
2002	58%	13%	29%
2003	63%	13%	24%
2004	62%	13%	25%
2005	64%	11%	24%
2006	66%	12%	22%
2007	65%	11%	25%
2008	70%	10%	20%
2009	68%	10%	21%
2010	70%	11%	19%
2011			
2012			

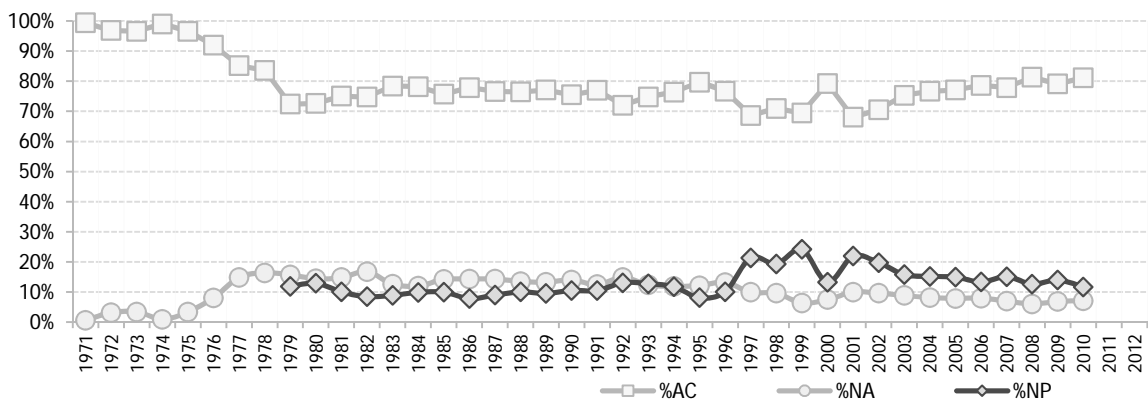
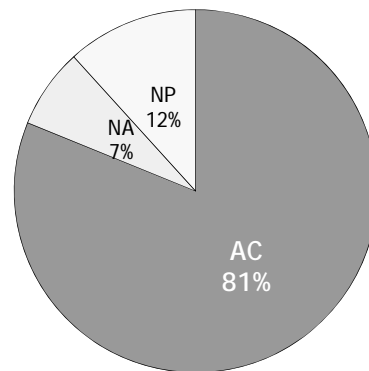
2010



Mujeres

Generación	%AC	%NA	%NP
1971	99%	1%	
1972	97%	3%	
1973	97%	3%	
1974	99%	1%	
1975	97%	3%	
1976	92%	8%	
1977	85%	15%	
1978	84%	16%	
1979	72%	16%	12%
1980	73%	14%	13%
1981	75%	15%	10%
1982	75%	17%	8%
1983	78%	13%	9%
1984	78%	12%	10%
1985	76%	14%	10%
1986	78%	14%	8%
1987	77%	14%	9%
1988	76%	14%	10%
1989	77%	13%	10%
1990	75%	14%	11%
1991	77%	13%	11%
1992	72%	15%	13%
1993	75%	12%	13%
1994	76%	12%	12%
1995	80%	12%	8%
1996	77%	13%	10%
1997	69%	10%	21%
1998	71%	10%	19%
1999	69%	6%	24%
2000	79%	7%	13%
2001	68%	10%	22%
2002	71%	10%	20%
2003	75%	9%	16%
2004	77%	8%	15%
2005	77%	8%	15%
2006	79%	8%	13%
2007	78%	7%	15%
2008	81%	6%	13%
2009	79%	7%	14%
2010	81%	7%	12%
2011			
2012			

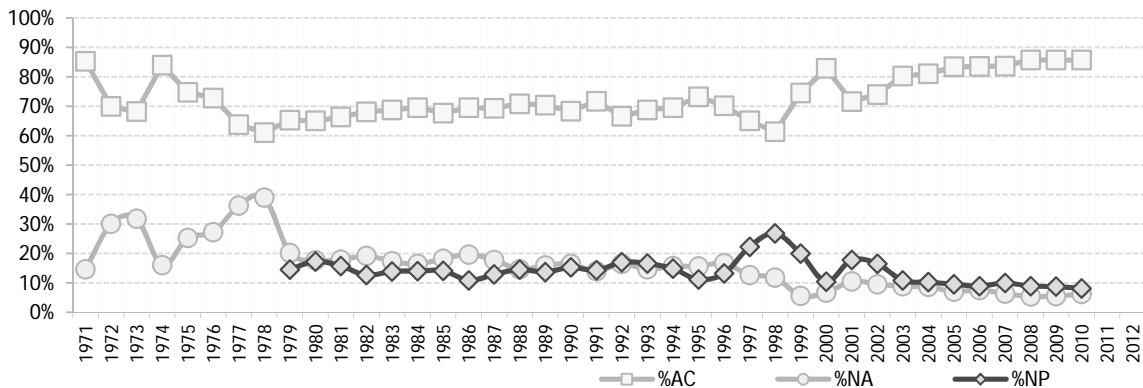
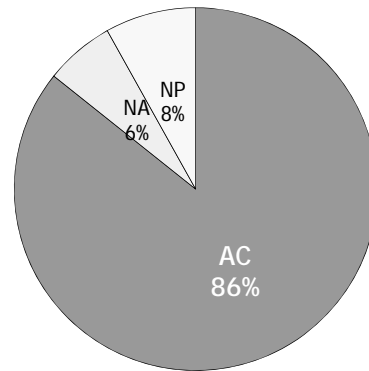
2010



Matutino

Generación	%AC	%NA	%NP
1971	85%	15%	
1972	70%	30%	
1973	68%	32%	
1974	84%	16%	
1975	75%	25%	
1976	73%	27%	
1977	64%	36%	
1978	61%	39%	
1979	65%	20%	14%
1980	65%	18%	17%
1981	66%	18%	16%
1982	68%	19%	13%
1983	69%	17%	14%
1984	70%	16%	14%
1985	68%	18%	14%
1986	70%	20%	11%
1987	69%	18%	13%
1988	71%	15%	15%
1989	70%	16%	14%
1990	68%	16%	15%
1991	72%	14%	14%
1992	67%	16%	17%
1993	69%	15%	17%
1994	69%	16%	15%
1995	73%	16%	11%
1996	70%	17%	13%
1997	65%	13%	22%
1998	61%	12%	27%
1999	75%	6%	20%
2000	83%	7%	10%
2001	72%	11%	18%
2002	74%	10%	16%
2003	80%	9%	11%
2004	81%	9%	10%
2005	83%	7%	10%
2006	84%	8%	9%
2007	84%	6%	10%
2008	86%	5%	9%
2009	86%	6%	9%
2010	86%	6%	8%
2011			
2012			

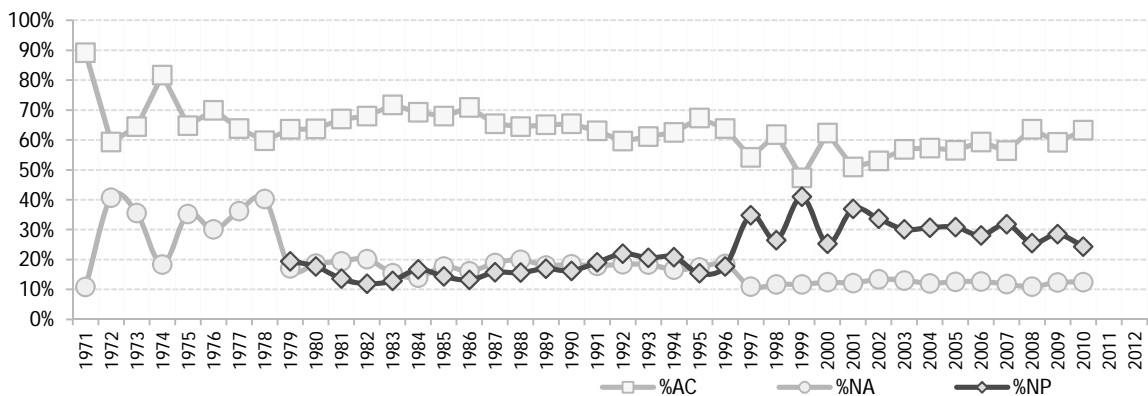
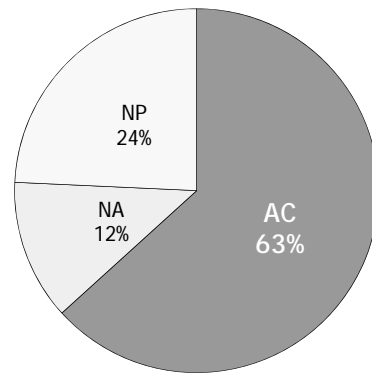
2010



Vespertino

Generación	%AC	%NA	%NP
1971	89%	11%	
1972	59%	41%	
1973	64%	36%	
1974	82%	18%	
1975	65%	35%	
1976	70%	30%	
1977	64%	36%	
1978	60%	40%	
1979	64%	17%	19%
1980	64%	19%	18%
1981	67%	19%	14%
1982	68%	20%	12%
1983	72%	15%	13%
1984	69%	14%	17%
1985	68%	18%	14%
1986	71%	16%	13%
1987	65%	19%	16%
1988	64%	20%	16%
1989	65%	18%	17%
1990	65%	18%	16%
1991	63%	18%	19%
1992	60%	18%	22%
1993	61%	18%	21%
1994	63%	17%	21%
1995	67%	17%	15%
1996	64%	19%	18%
1997	54%	11%	35%
1998	62%	12%	26%
1999	47%	12%	41%
2000	62%	12%	25%
2001	51%	12%	37%
2002	53%	13%	34%
2003	57%	13%	30%
2004	57%	12%	31%
2005	57%	13%	31%
2006	59%	13%	28%
2007	56%	12%	32%
2008	64%	11%	26%
2009	59%	12%	28%
2010	63%	12%	24%
2011			
2012			

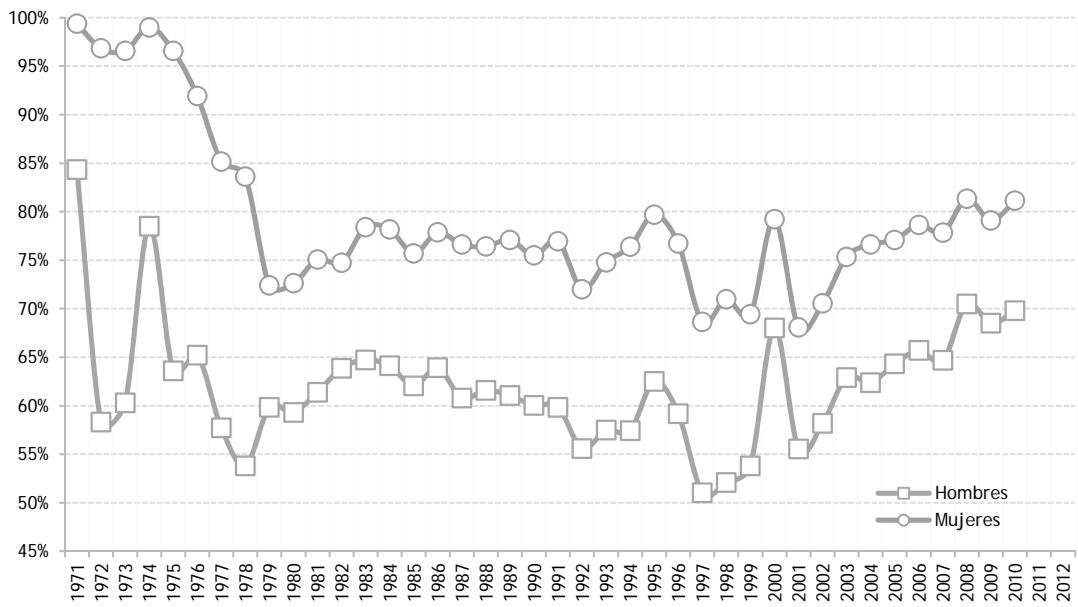
2010



Generación	Acreditación									
	Género		Turno		Plantel					CCH
	Hombres	Mujeres	Matutino	Vespertino	Azcapotzalco	Naucalpan	Vallejo	Oriente	Sur	
1971	84%	99%	85%	89%	88%	89%	85%			87%
1972	58%	97%	70%	59%	57%	59%	65%	69%	73%	65%
1973	60%	97%	68%	64%	65%	64%	67%	62%	73%	66%
1974	79%	99%	84%	82%	79%	82%	85%	83%	85%	83%
1975	64%	97%	75%	65%	65%	65%	70%	71%	80%	70%
1976	65%	92%	73%	70%	66%	70%	67%	73%	79%	72%
1977	58%	85%	64%	64%	59%	64%	63%	65%	70%	64%
1978	54%	84%	61%	60%	62%	60%	50%	70%	67%	60%
1979	60%	72%	65%	64%	68%	64%	52%	68%	72%	65%
1980	59%	73%	65%	64%	68%	64%	54%	71%	70%	64%
1981	61%	75%	66%	67%	71%	67%	60%	65%	74%	67%
1982	64%	75%	68%	68%	69%	68%	64%	70%	74%	68%
1983	65%	78%	69%	72%	68%	72%	70%	69%	78%	70%
1984	64%	78%	70%	69%	70%	69%	62%	75%	73%	69%
1985	62%	76%	68%	68%	67%	68%	60%	71%	76%	68%
1986	64%	78%	70%	71%	70%	71%	64%	73%	73%	70%
1987	61%	77%	69%	65%	70%	65%	57%	77%	66%	68%
1988	62%	76%	71%	64%	70%	64%	57%	77%	69%	68%
1989	61%	77%	70%	65%	69%	65%	61%	74%	70%	68%
1990	60%	75%	68%	65%	68%	65%	58%	74%	70%	67%
1991	60%	77%	72%	63%	70%	63%	58%	77%	67%	68%
1992	56%	72%	67%	60%	66%	60%	49%	77%	71%	63%
1993	57%	75%	69%	61%	66%	61%	56%	76%	71%	65%
1994	57%	76%	69%	63%	66%	63%	55%	75%	70%	66%
1995	63%	80%	73%	67%	72%	67%	66%	80%	69%	71%
1996	59%	77%	70%	64%	71%	64%	60%	68%	68%	67%
1997	51%	69%	65%	54%	66%	54%	47%	60%	63%	60%
1998	52%	71%	61%	62%	67%	62%	55%	61%	66%	62%
1999	54%	69%	75%	47%	63%	47%	61%	60%	66%	62%
2000	68%	79%	83%	62%	71%	62%	71%	75%	75%	74%
2001	56%	68%	72%	51%	64%	51%	59%	61%	68%	62%
2002	58%	71%	74%	53%	65%	53%	58%	66%	69%	65%
2003	63%	75%	80%	57%	69%	57%	66%	68%	75%	70%
2004	62%	77%	81%	57%	67%	57%	67%	72%	75%	70%
2005	64%	77%	83%	57%	68%	57%	69%	70%	75%	71%
2006	66%	79%	84%	59%	71%	59%	69%	74%	75%	72%
2007	65%	78%	84%	56%	72%	56%	71%	71%	73%	72%
2008	70%	81%	86%	64%	76%	64%	74%	78%	75%	76%
2009	68%	79%	86%	59%	72%	59%	71%	76%	76%	74%
2010	70%	81%	86%	63%	74%	63%	74%	77%	75%	76%
2011										
2012										

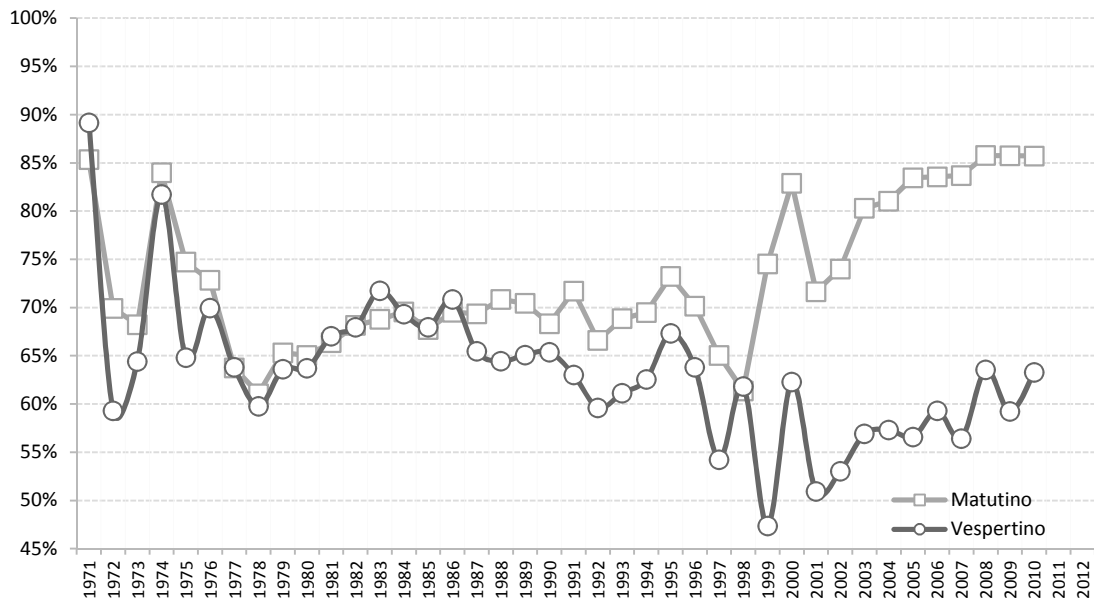
## 1404 Historia de México II

Acreditación por género



## 1404 Historia de México II

Acreditación por turno



## Historia de México II

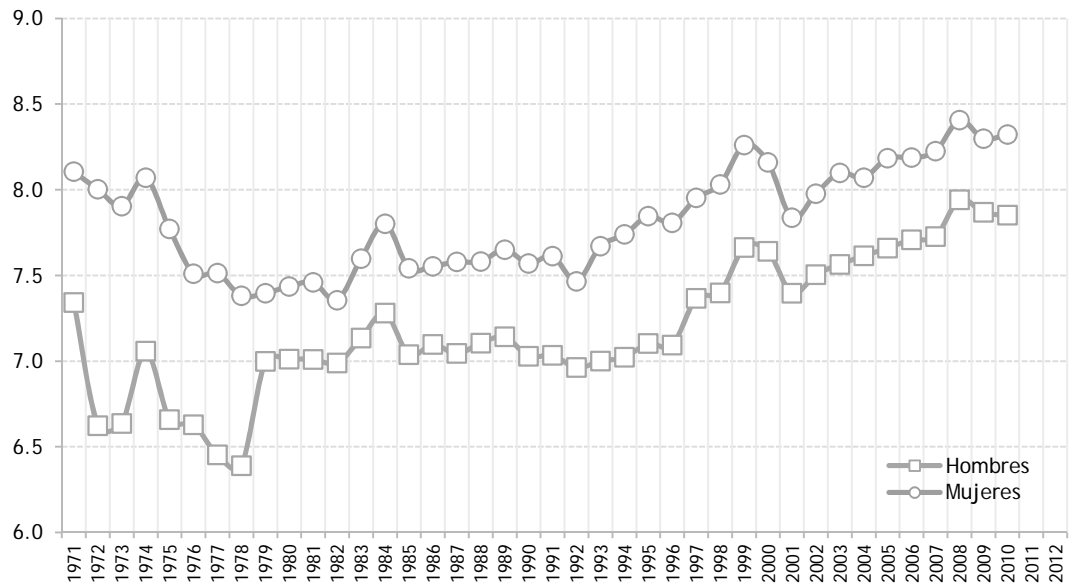
Promedio de Calificaciones

Generación	Género		Turno		Plantel					CCH
	Hombres	Mujeres	Matutino	Vespertino	Azcapotzalco	Naucalpan	Vallejo	Oriente	Sur	
1971	7.3	8.1	7.3	7.7	7.5	7.7	7.3			7.5
1972	6.6	8.0	7.0	6.7	6.5	6.7	6.9	7.2	7.1	6.9
1973	6.6	7.9	6.8	6.9	6.7	6.9	6.9	6.7	6.9	6.9
1974	7.1	8.1	7.3	7.2	7.0	7.2	7.3	7.3	7.3	7.3
1975	6.7	7.8	7.0	6.7	6.7	6.7	6.9	6.9	7.2	6.9
1976	6.6	7.5	6.9	6.8	6.5	6.8	6.8	6.8	7.1	6.8
1977	6.5	7.5	6.7	6.7	6.5	6.7	6.6	6.7	6.9	6.7
1978	6.4	7.4	6.6	6.6	6.6	6.6	6.3	6.8	6.9	6.6
1979	7.0	7.4	7.1	7.3	7.2	7.3	6.9	7.0	7.4	7.2
1980	7.0	7.4	7.1	7.2	7.3	7.2	6.9	7.2	7.5	7.2
1981	7.0	7.5	7.1	7.3	7.3	7.3	6.9	7.0	7.5	7.2
1982	7.0	7.4	7.1	7.1	7.1	7.1	6.9	7.2	7.5	7.1
1983	7.1	7.6	7.2	7.4	7.2	7.4	6.9	7.2	7.9	7.3
1984	7.3	7.8	7.4	7.6	7.2	7.6	7.1	7.5	7.8	7.5
1985	7.0	7.5	7.2	7.3	7.0	7.3	6.8	7.2	7.8	7.3
1986	7.1	7.6	7.3	7.4	7.2	7.4	7.0	7.3	7.7	7.3
1987	7.0	7.6	7.4	7.2	7.3	7.2	6.9	7.5	7.5	7.3
1988	7.1	7.6	7.5	7.1	7.3	7.1	6.9	7.5	7.6	7.3
1989	7.1	7.7	7.5	7.2	7.4	7.2	7.0	7.4	7.8	7.4
1990	7.0	7.6	7.4	7.1	7.2	7.1	6.9	7.3	7.7	7.3
1991	7.0	7.6	7.5	7.2	7.3	7.2	7.0	7.4	7.7	7.3
1992	7.0	7.5	7.3	7.1	7.3	7.1	6.8	7.4	7.6	7.2
1993	7.0	7.7	7.5	7.1	7.1	7.1	6.9	7.6	7.8	7.3
1994	7.0	7.7	7.5	7.2	7.4	7.2	7.1	7.5	7.7	7.4
1995	7.1	7.8	7.6	7.3	7.5	7.3	7.2	7.6	7.7	7.5
1996	7.1	7.8	7.6	7.3	7.6	7.3	7.2	7.4	7.6	7.5
1997	7.4	8.0	7.8	7.6	7.9	7.6	7.1	7.8	8.0	7.7
1998	7.4	8.0	7.7	7.8	7.8	7.8	7.3	8.0	8.0	7.7
1999	7.7	8.3	8.4	7.4	8.1	7.4	7.7	8.2	8.3	8.0
2000	7.6	8.2	8.2	7.5	7.9	7.5	7.8	7.9	8.2	7.9
2001	7.4	7.8	7.9	7.3	7.8	7.3	7.4	7.6	8.0	7.7
2002	7.5	8.0	8.0	7.4	7.9	7.4	7.6	7.7	8.0	7.8
2003	7.6	8.1	8.1	7.5	7.8	7.5	7.8	7.8	8.2	7.9
2004	7.6	8.1	8.1	7.5	7.7	7.5	7.9	8.0	8.0	7.9
2005	7.7	8.2	8.2	7.5	7.9	7.5	7.9	8.2	8.0	7.9
2006	7.7	8.2	8.2	7.6	8.0	7.6	7.8	8.4	8.0	8.0
2007	7.7	8.2	8.2	7.6	8.0	7.6	7.8	8.3	8.2	8.0
2008	7.9	8.4	8.5	7.7	8.2	7.7	7.8	8.6	8.3	8.2
2009	7.9	8.3	8.5	7.5	8.1	7.5	7.8	8.4	8.2	8.1
2010	7.9	8.3	8.4	7.6	8.1	7.6	7.9	8.5	8.1	8.1
2011										
2012										



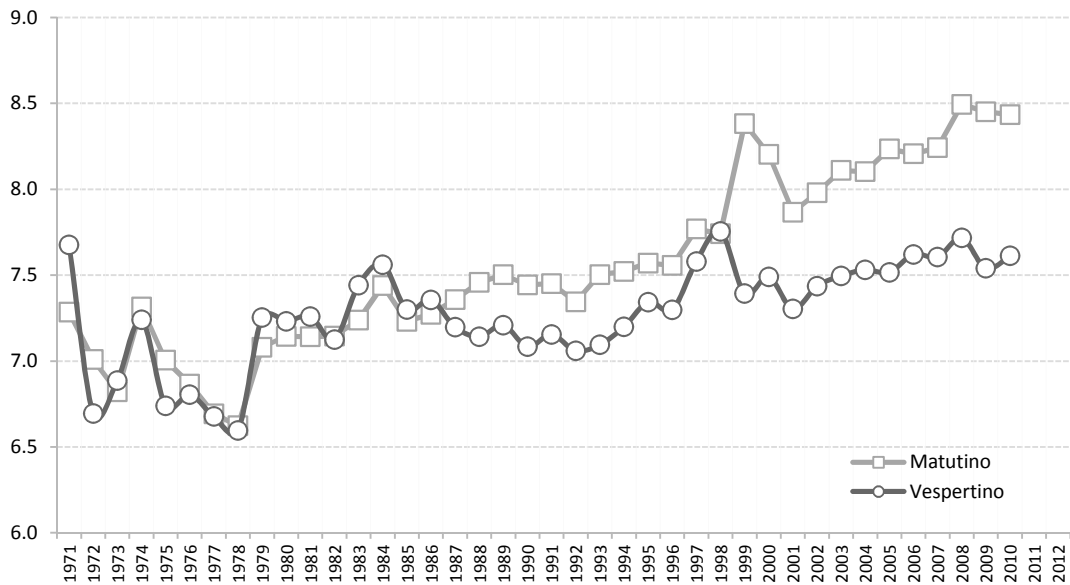
## 1404 Historia de México II

Calificación promedio por género



## 1404 Historia de México II

Calificación promedio por turno







Universidad Nacional Autónoma de México  
Colegio de Ciencias y Humanidades

## Filosofía I

### HISTORICO SOCIAL

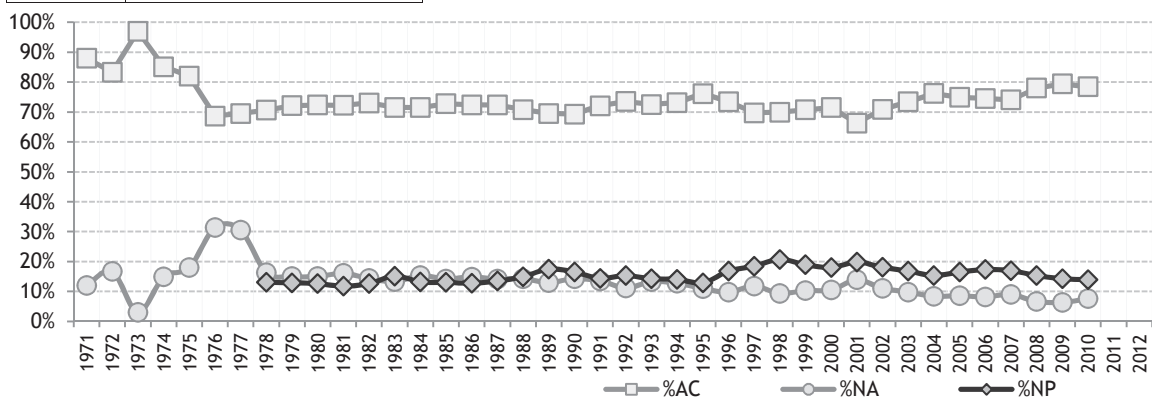
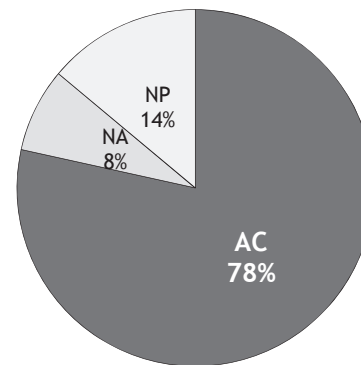
	Asignatura incluida	Plan	Semestre	Creditos	Horas
1502	Filosofía I	1997	5	8	4
3035	Estética I	1971	5	6	3
3036	Etica y Conocimiento del Hombre I	1971	5	6	3
3037	Filosofía I	1971	5	6	3



Total CCH

Generación	%AC	%NA	%NP
1971	88%	12%	
1972	83%	17%	
1973	97%	3%	
1974	85%	15%	
1975	82%	18%	
1976	69%	31%	
1977	70%	30%	
1978	71%	16%	13%
1979	72%	15%	13%
1980	72%	15%	13%
1981	72%	16%	12%
1982	73%	14%	13%
1983	72%	13%	15%
1984	71%	15%	13%
1985	73%	14%	13%
1986	72%	15%	13%
1987	72%	14%	13%
1988	71%	14%	15%
1989	70%	13%	17%
1990	69%	14%	16%
1991	72%	14%	14%
1992	74%	11%	15%
1993	73%	13%	14%
1994	73%	13%	14%
1995	76%	11%	13%
1996	73%	10%	17%
1997	70%	12%	18%
1998	70%	9%	21%
1999	71%	10%	19%
2000	71%	11%	18%
2001	66%	14%	20%
2002	71%	11%	18%
2003	73%	10%	17%
2004	76%	8%	15%
2005	75%	9%	16%
2006	75%	8%	17%
2007	74%	9%	17%
2008	78%	7%	15%
2009	79%	6%	14%
2010	78%	8%	14%
2011			
2012			

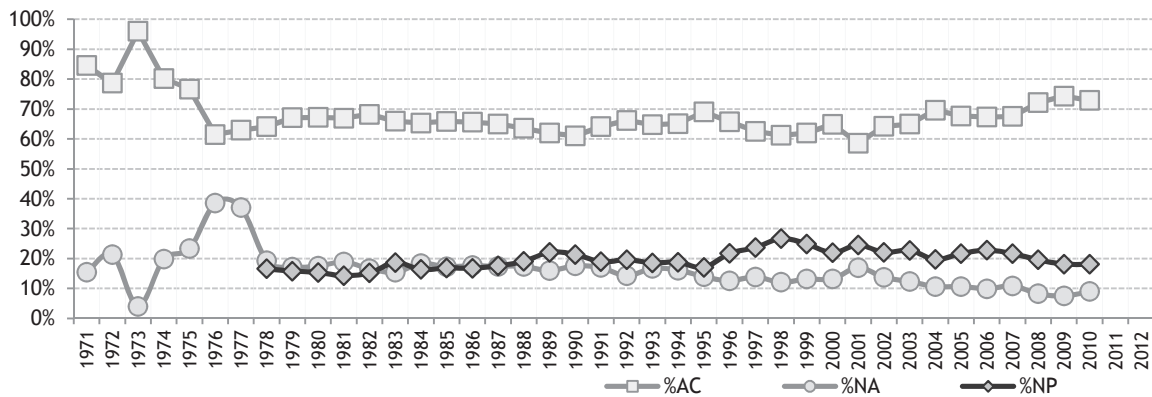
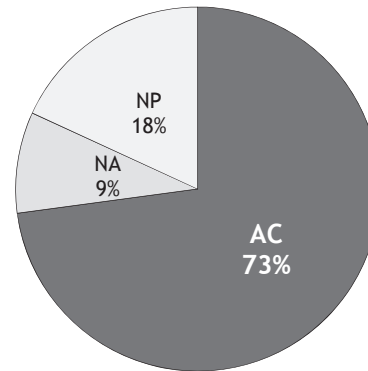
2010



Hombres

Generación	%AC	%NA	%NP
1971	85%	15%	
1972	79%	21%	
1973	96%	4%	
1974	80%	20%	
1975	77%	23%	
1976	61%	39%	
1977	63%	37%	
1978	64%	19%	17%
1979	67%	17%	16%
1980	67%	17%	15%
1981	67%	19%	14%
1982	68%	17%	15%
1983	66%	15%	19%
1984	65%	18%	16%
1985	66%	17%	17%
1986	66%	18%	17%
1987	65%	17%	18%
1988	64%	17%	19%
1989	62%	16%	22%
1990	61%	18%	21%
1991	64%	17%	19%
1992	66%	14%	20%
1993	65%	17%	19%
1994	65%	16%	19%
1995	69%	14%	17%
1996	66%	13%	22%
1997	63%	14%	24%
1998	61%	12%	27%
1999	62%	13%	25%
2000	65%	13%	22%
2001	59%	17%	25%
2002	64%	14%	22%
2003	65%	12%	23%
2004	70%	11%	20%
2005	68%	11%	22%
2006	67%	10%	23%
2007	68%	11%	22%
2008	72%	8%	20%
2009	74%	8%	18%
2010	73%	9%	18%
2011			
2012			

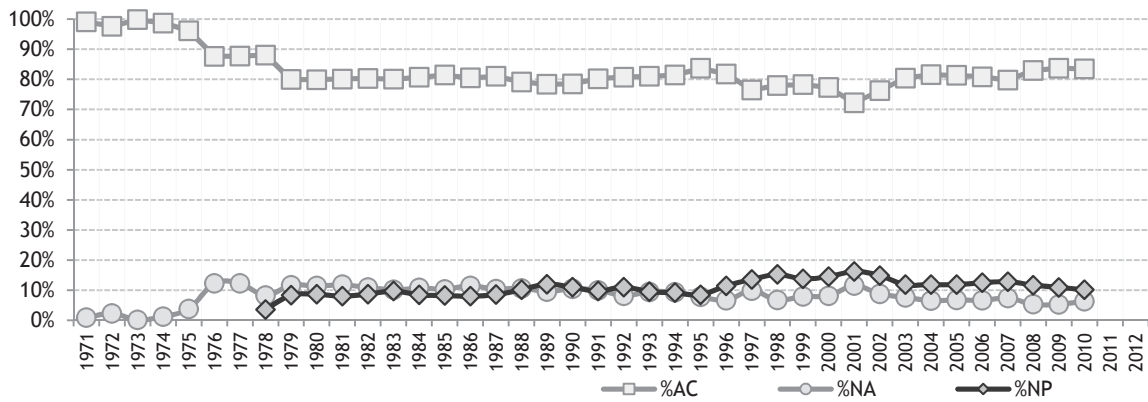
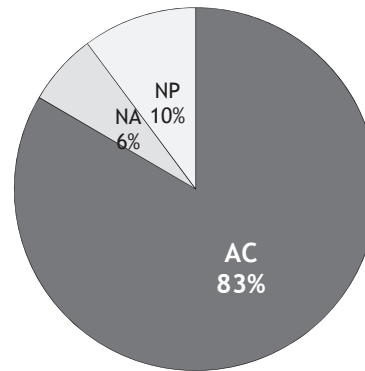
2010



Mujeres

Generación	%AC	%NA	%NP
1971	99%	1%	
1972	98%	2%	
1973	100%	0%	
1974	99%	1%	
1975	96%	4%	
1976	88%	12%	
1977	88%	12%	
1978	88%	8%	4%
1979	80%	12%	8%
1980	80%	11%	9%
1981	80%	12%	8%
1982	80%	11%	9%
1983	80%	10%	10%
1984	81%	11%	9%
1985	81%	10%	8%
1986	80%	12%	8%
1987	81%	10%	9%
1988	79%	11%	10%
1989	78%	10%	12%
1990	79%	10%	11%
1991	80%	10%	10%
1992	81%	8%	11%
1993	81%	9%	10%
1994	81%	9%	9%
1995	84%	8%	9%
1996	82%	7%	11%
1997	76%	10%	14%
1998	78%	7%	15%
1999	78%	8%	14%
2000	77%	8%	15%
2001	72%	12%	16%
2002	76%	9%	15%
2003	80%	8%	12%
2004	82%	7%	12%
2005	81%	7%	12%
2006	81%	7%	12%
2007	80%	7%	13%
2008	83%	5%	12%
2009	84%	5%	11%
2010	83%	6%	10%
2011			
2012			

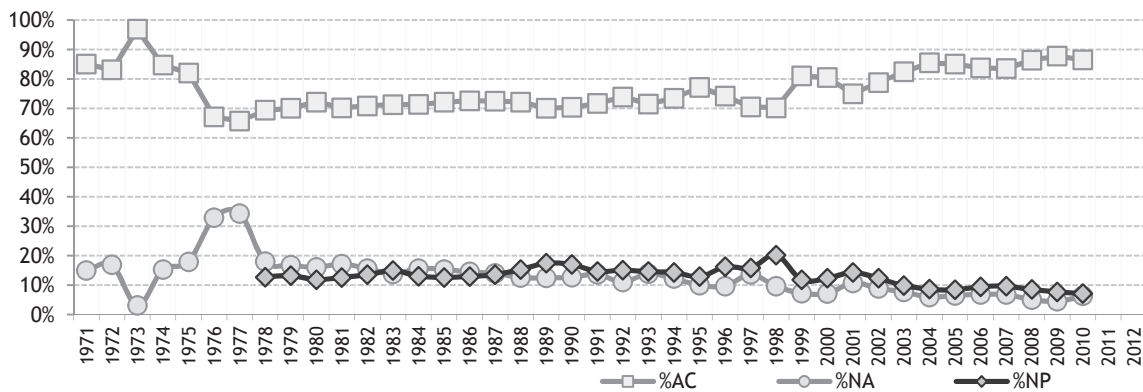
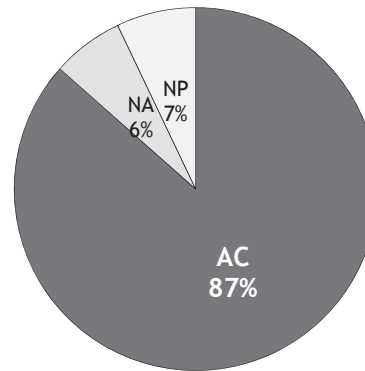
2010



Matutino

Generación	%AC	%NA	%NP
1971	85%	15%	
1972	83%	17%	
1973	97%	3%	
1974	85%	15%	
1975	82%	18%	
1976	67%	33%	
1977	66%	34%	
1978	69%	18%	13%
1979	70%	17%	13%
1980	72%	16%	12%
1981	70%	17%	13%
1982	71%	16%	13%
1983	71%	14%	15%
1984	71%	16%	13%
1985	72%	15%	13%
1986	73%	15%	13%
1987	72%	14%	14%
1988	72%	13%	15%
1989	70%	12%	17%
1990	70%	13%	17%
1991	72%	14%	15%
1992	74%	11%	15%
1993	72%	14%	15%
1994	73%	12%	14%
1995	77%	10%	13%
1996	74%	10%	16%
1997	71%	14%	16%
1998	70%	10%	20%
1999	81%	7%	12%
2000	81%	7%	12%
2001	75%	11%	14%
2002	79%	9%	12%
2003	82%	8%	10%
2004	86%	6%	9%
2005	85%	7%	8%
2006	84%	7%	9%
2007	84%	7%	10%
2008	86%	5%	9%
2009	88%	4%	8%
2010	87%	6%	7%
2011			
2012			

2010

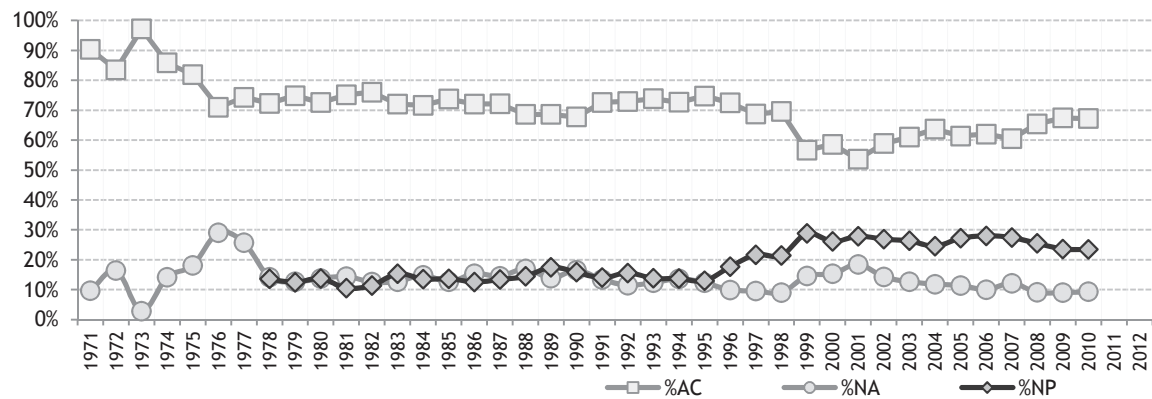
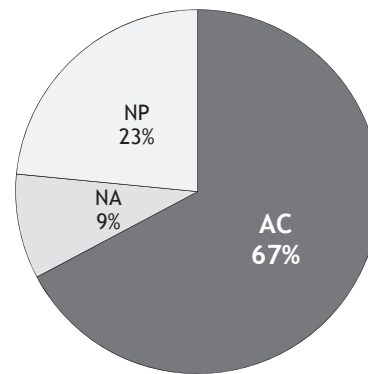




Vespertino

Generación	%AC	%NA	%NP
1971	90%	10%	
1972	84%	16%	
1973	97%	3%	
1974	86%	14%	
1975	82%	18%	
1976	71%	29%	
1977	74%	26%	
1978	72%	14%	14%
1979	75%	13%	12%
1980	73%	14%	14%
1981	75%	14%	11%
1982	76%	13%	11%
1983	72%	13%	15%
1984	72%	15%	14%
1985	74%	13%	14%
1986	72%	15%	13%
1987	72%	15%	13%
1988	69%	17%	14%
1989	69%	14%	18%
1990	68%	16%	16%
1991	73%	13%	14%
1992	73%	11%	16%
1993	74%	12%	14%
1994	73%	14%	14%
1995	75%	12%	13%
1996	72%	10%	18%
1997	69%	10%	22%
1998	70%	9%	21%
1999	57%	15%	29%
2000	59%	15%	26%
2001	54%	18%	28%
2002	59%	14%	27%
2003	61%	13%	26%
2004	64%	12%	25%
2005	61%	11%	27%
2006	62%	10%	28%
2007	60%	12%	27%
2008	65%	9%	25%
2009	67%	9%	24%
2010	67%	9%	23%
2011			
2012			

2010



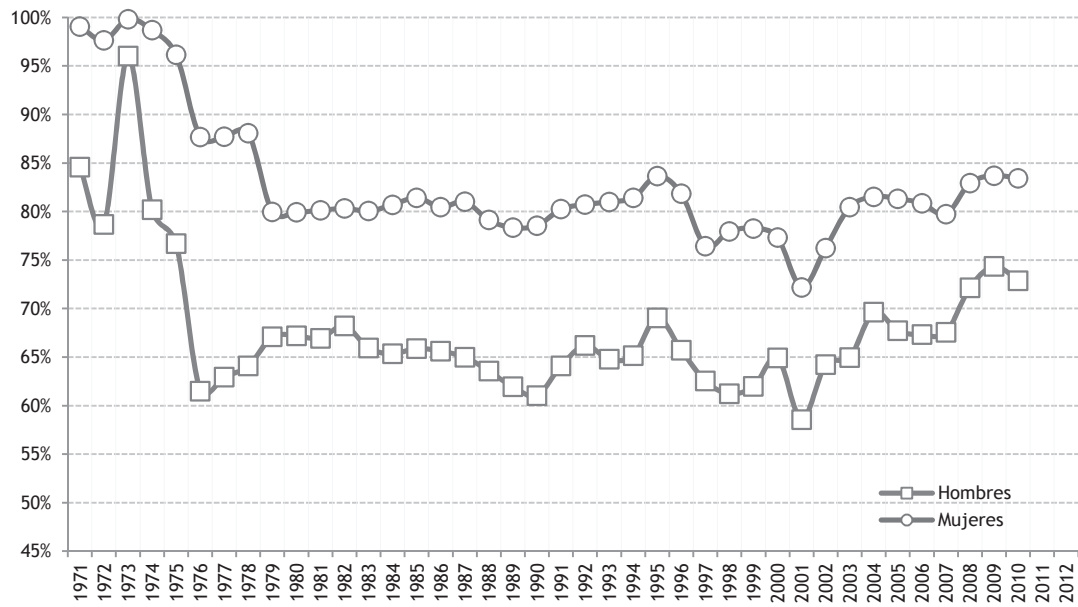
## Filosofía I

## Acreditación

Generación	Género		Turno		Plantel					CCH
	Hombres	Mujeres	Matutino	Vespertino	Azcapotzalco	Naucalpan	Vallejo	Oriente	Sur	
1971	85%	99%	85%	90%	94%	90%	85%			88%
1972	79%	98%	83%	84%	84%	84%	85%	83%	83%	83%
1973	96%	100%	97%	97%	100%	97%	87%	100%	99%	97%
1974	80%	99%	85%	86%	87%	86%	86%	87%	83%	85%
1975	77%	96%	82%	82%	78%	82%	80%	83%	86%	82%
1976	61%	88%	67%	71%	75%	71%	68%	66%	73%	69%
1977	63%	88%	66%	74%	74%	74%	67%	69%	72%	70%
1978	64%	88%	69%	72%	73%	72%	67%	67%	74%	71%
1979	67%	80%	70%	75%	79%	75%	68%	69%	75%	72%
1980	67%	80%	72%	73%	78%	73%	70%	68%	78%	72%
1981	67%	80%	70%	75%	80%	75%	68%	61%	83%	72%
1982	68%	80%	71%	76%	77%	76%	71%	64%	81%	73%
1983	66%	80%	71%	72%	75%	72%	72%	62%	82%	72%
1984	65%	81%	71%	72%	76%	72%	71%	63%	80%	71%
1985	66%	81%	72%	74%	75%	74%	73%	68%	82%	73%
1986	66%	80%	73%	72%	75%	72%	68%	72%	81%	72%
1987	65%	81%	72%	72%	76%	72%	71%	68%	78%	72%
1988	64%	79%	72%	69%	71%	69%	70%	70%	77%	71%
1989	62%	78%	70%	69%	68%	69%	68%	66%	79%	70%
1990	61%	79%	70%	68%	69%	68%	68%	65%	77%	69%
1991	64%	80%	72%	73%	70%	73%	73%	69%	80%	72%
1992	66%	81%	74%	73%	70%	73%	74%	74%	78%	74%
1993	65%	81%	72%	74%	65%	74%	73%	72%	78%	73%
1994	65%	81%	73%	73%	74%	73%	70%	72%	77%	73%
1995	69%	84%	77%	75%	75%	75%	76%	75%	84%	76%
1996	66%	82%	74%	72%	72%	72%	74%	71%	78%	73%
1997	63%	76%	71%	69%	68%	69%	65%	69%	73%	70%
1998	61%	78%	70%	70%	64%	70%	69%	69%	72%	70%
1999	62%	78%	81%	57%	67%	57%	76%	68%	72%	71%
2000	65%	77%	81%	59%	68%	59%	75%	74%	70%	71%
2001	59%	72%	75%	54%	62%	54%	68%	67%	68%	66%
2002	64%	76%	79%	59%	70%	59%	70%	72%	74%	71%
2003	65%	80%	82%	61%	71%	61%	75%	72%	76%	73%
2004	70%	82%	86%	64%	72%	64%	78%	77%	79%	76%
2005	68%	81%	85%	61%	69%	61%	72%	76%	79%	75%
2006	67%	81%	84%	62%	69%	62%	75%	75%	75%	75%
2007	68%	80%	84%	60%	72%	60%	72%	76%	76%	74%
2008	72%	83%	86%	65%	74%	65%	76%	80%	81%	78%
2009	74%	84%	88%	67%	77%	67%	80%	79%	79%	79%
2010	73%	83%	87%	67%	72%	67%	81%	77%	79%	78%
2011										
2012										

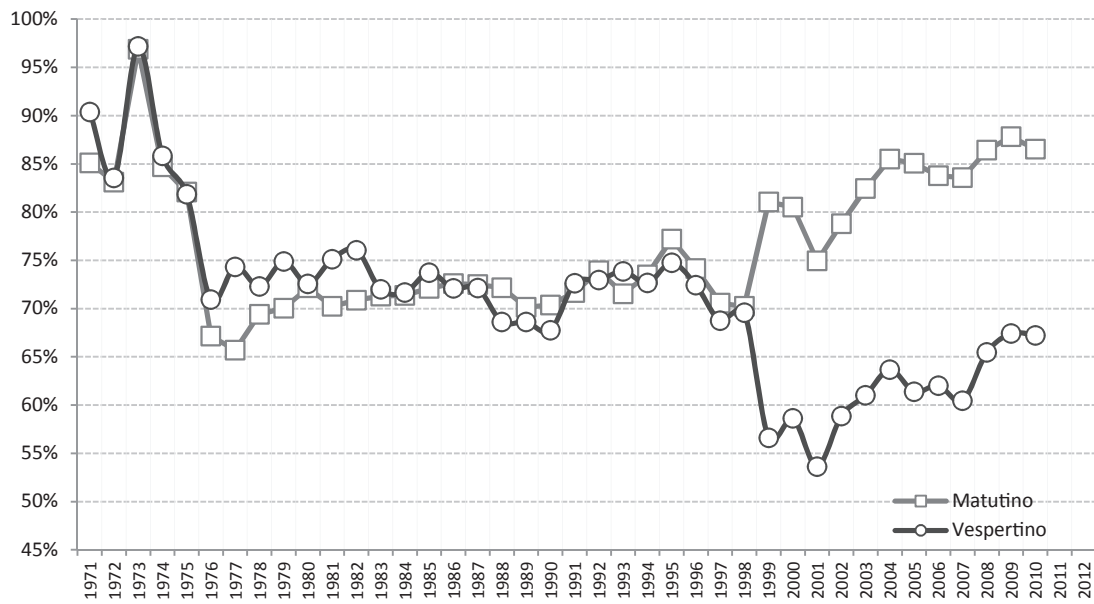
## 1502 Filosofía I

Acreditación por género



## 1502 Filosofía I

Acreditación por turno



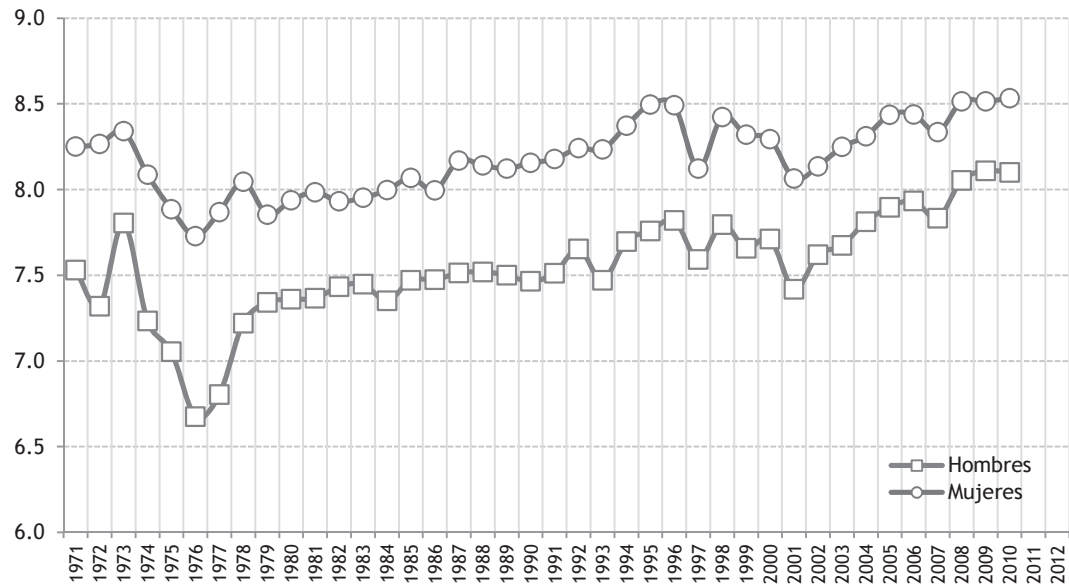
## Filosofía I

Promedio de Calificaciones

Generación	Género		Turno		Plantel					CCH
	Hombres	Mujeres	Matutino	Vespertino	Azcapotzalco	Naucalpan	Vallejo	Oriente	Sur	
1971	7.5	8.3	7.4	7.9	7.9	7.9	7.4			7.7
1972	7.3	8.3	7.5	7.6	7.5	7.6	7.4	7.8	7.5	7.6
1973	7.8	8.3	7.8	8.1	8.1	8.1	7.5	7.9	8.2	7.9
1974	7.2	8.1	7.4	7.5	7.4	7.5	7.4	7.6	7.5	7.5
1975	7.1	7.9	7.2	7.4	7.2	7.4	7.2	7.4	7.5	7.3
1976	6.7	7.7	6.9	7.1	7.0	7.1	6.8	7.0	7.3	7.0
1977	6.8	7.9	6.9	7.3	7.2	7.3	6.8	7.1	7.3	7.1
1978	7.2	8.0	7.3	7.7	7.5	7.7	7.3	7.3	7.7	7.5
1979	7.3	7.9	7.4	7.8	7.8	7.8	7.5	7.2	7.7	7.6
1980	7.4	7.9	7.5	7.7	7.7	7.7	7.4	7.4	8.0	7.6
1981	7.4	8.0	7.5	7.7	7.7	7.7	7.5	7.1	8.2	7.6
1982	7.4	7.9	7.5	7.8	7.6	7.8	7.6	7.2	8.1	7.6
1983	7.4	8.0	7.7	7.7	7.6	7.7	7.6	7.3	8.1	7.7
1984	7.4	8.0	7.7	7.6	7.4	7.6	7.6	7.2	8.4	7.6
1985	7.5	8.1	7.7	7.8	7.6	7.8	7.7	7.6	8.4	7.8
1986	7.5	8.0	7.8	7.7	7.5	7.7	7.3	7.8	8.4	7.7
1987	7.5	8.2	7.8	7.8	7.6	7.8	7.8	7.8	8.3	7.8
1988	7.5	8.1	7.9	7.7	7.4	7.7	7.7	8.0	8.5	7.8
1989	7.5	8.1	7.9	7.7	7.4	7.7	7.8	7.7	8.5	7.8
1990	7.5	8.2	8.0	7.6	7.4	7.6	7.8	8.0	8.5	7.8
1991	7.5	8.2	7.9	7.8	7.3	7.8	7.9	7.8	8.4	7.9
1992	7.7	8.2	8.0	7.9	7.5	7.9	7.9	8.1	8.3	8.0
1993	7.5	8.2	7.8	7.9	7.2	7.9	7.9	7.9	8.3	7.9
1994	7.7	8.4	8.1	8.0	7.7	8.0	7.9	8.2	8.5	8.0
1995	7.8	8.5	8.2	8.0	7.7	8.0	8.1	8.2	8.6	8.1
1996	7.8	8.5	8.3	8.0	8.0	8.0	8.0	8.1	8.7	8.2
1997	7.6	8.1	7.9	7.9	7.6	7.9	7.5	8.0	8.4	7.9
1998	7.8	8.4	8.1	8.2	7.9	8.2	7.7	8.2	8.6	8.1
1999	7.7	8.3	8.4	7.5	7.9	7.5	8.0	8.0	8.3	8.0
2000	7.7	8.3	8.4	7.5	7.5	7.5	7.9	8.1	8.4	8.0
2001	7.4	8.1	8.1	7.2	7.3	7.2	7.6	7.9	8.2	7.8
2002	7.6	8.1	8.2	7.5	7.6	7.5	7.8	7.9	8.3	7.9
2003	7.7	8.2	8.2	7.6	7.6	7.6	8.1	8.1	8.3	8.0
2004	7.8	8.3	8.3	7.7	7.6	7.7	8.1	8.1	8.5	8.1
2005	7.9	8.4	8.5	7.7	7.9	7.7	8.1	8.2	8.5	8.2
2006	7.9	8.4	8.5	7.8	7.9	7.8	8.2	8.3	8.6	8.2
2007	7.8	8.3	8.4	7.7	7.7	7.7	8.1	8.2	8.4	8.1
2008	8.1	8.5	8.6	7.9	7.8	7.9	8.5	8.4	8.5	8.3
2009	8.1	8.5	8.6	8.0	7.8	8.0	8.5	8.6	8.5	8.3
2010	8.1	8.5	8.5	8.0	7.8	8.0	8.4	8.5	8.5	8.3
2011										
2012										

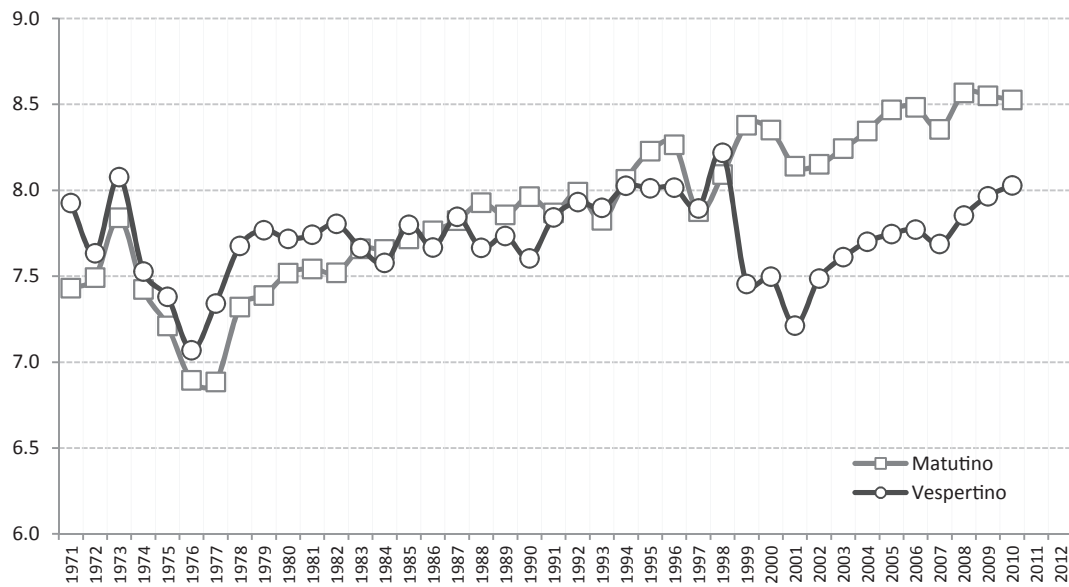
## 1502 Filosofía I

Calificación promedio por género



## 1502 Filosofía I

Calificación promedio por turno







Universidad Nacional Autónoma de México  
Colegio de Ciencias y Humanidades

## Filosofía II

### HISTORICO SOCIAL

	Asignatura incluida	Plan	Semestre	Creditos	Horas
1602	Filosofía II	1997	6	8	4
3057	Estética II	1971	6	6	3
3058	Etica y Conocimiento del Hombre II	1971	6	6	3
3059	Filosofía II	1971	6	6	3

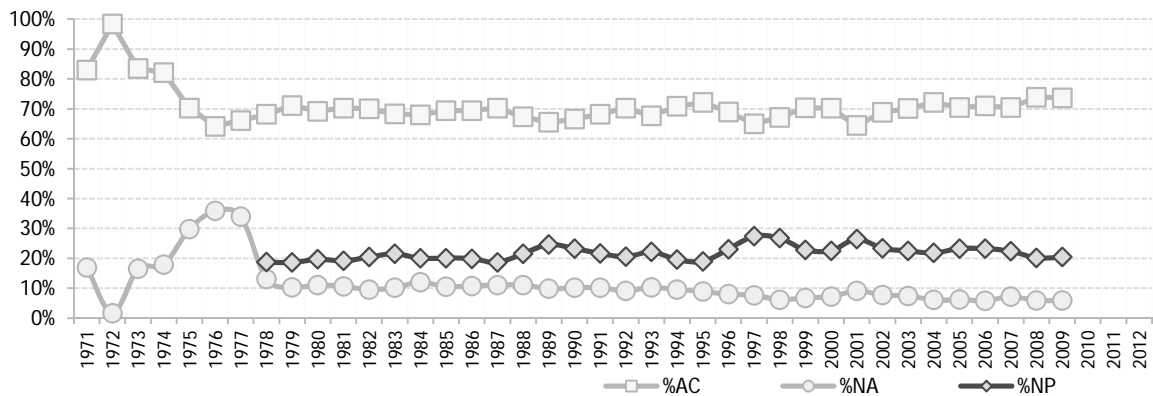
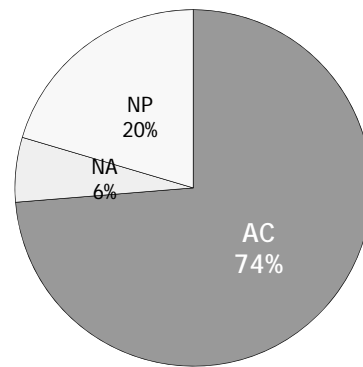




Total CCH

Generación	%AC	%NA	%NP
1971	83%	17%	
1972	98%	2%	
1973	84%	16%	
1974	82%	18%	
1975	70%	30%	
1976	64%	36%	
1977	66%	34%	
1978	68%	13%	19%
1979	71%	10%	19%
1980	69%	11%	20%
1981	70%	11%	19%
1982	70%	10%	20%
1983	68%	10%	22%
1984	68%	12%	20%
1985	69%	11%	20%
1986	69%	11%	20%
1987	70%	11%	19%
1988	67%	11%	22%
1989	66%	10%	25%
1990	67%	10%	23%
1991	68%	10%	22%
1992	70%	9%	21%
1993	68%	10%	22%
1994	71%	10%	20%
1995	72%	9%	19%
1996	69%	8%	23%
1997	65%	8%	27%
1998	67%	6%	27%
1999	70%	7%	23%
2000	70%	7%	23%
2001	64%	9%	26%
2002	69%	8%	23%
2003	70%	7%	22%
2004	72%	6%	22%
2005	70%	6%	23%
2006	71%	6%	23%
2007	70%	7%	22%
2008	74%	6%	20%
2009	74%	6%	20%
2010			
2011			
2012			

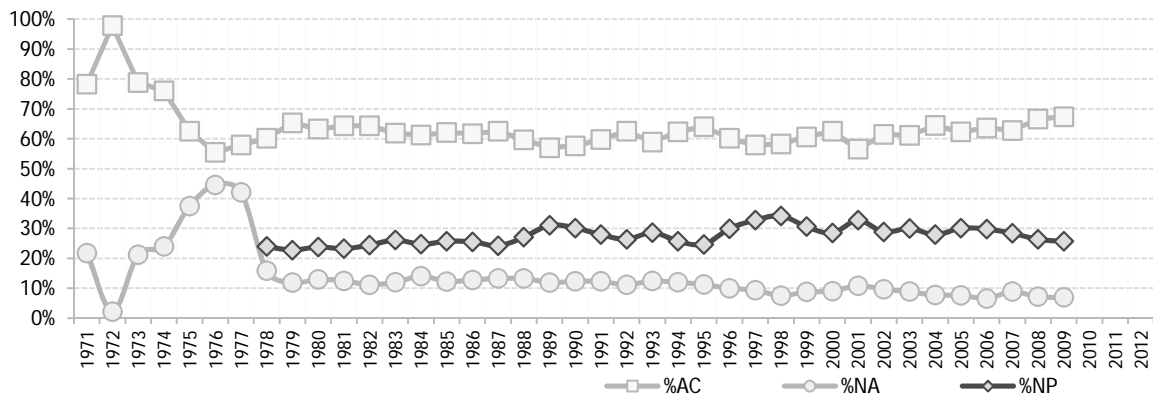
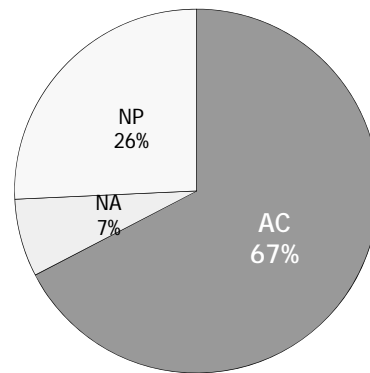
2009



Hombres

Generación	%AC	%NA	%NP
1971	78%	22%	
1972	98%	2%	
1973	79%	21%	
1974	76%	24%	
1975	63%	37%	
1976	55%	45%	
1977	58%	42%	
1978	60%	16%	24%
1979	65%	12%	23%
1980	63%	13%	24%
1981	64%	12%	23%
1982	64%	11%	24%
1983	62%	12%	26%
1984	61%	14%	25%
1985	62%	12%	26%
1986	62%	13%	26%
1987	63%	13%	24%
1988	60%	13%	27%
1989	57%	12%	31%
1990	58%	12%	30%
1991	60%	12%	28%
1992	63%	11%	26%
1993	59%	12%	29%
1994	62%	12%	26%
1995	64%	11%	25%
1996	60%	10%	30%
1997	58%	9%	33%
1998	58%	8%	34%
1999	61%	9%	31%
2000	63%	9%	28%
2001	56%	11%	33%
2002	62%	10%	29%
2003	61%	9%	30%
2004	64%	8%	28%
2005	62%	8%	30%
2006	64%	7%	30%
2007	63%	9%	28%
2008	67%	7%	26%
2009	67%	7%	26%
2010			
2011			
2012			

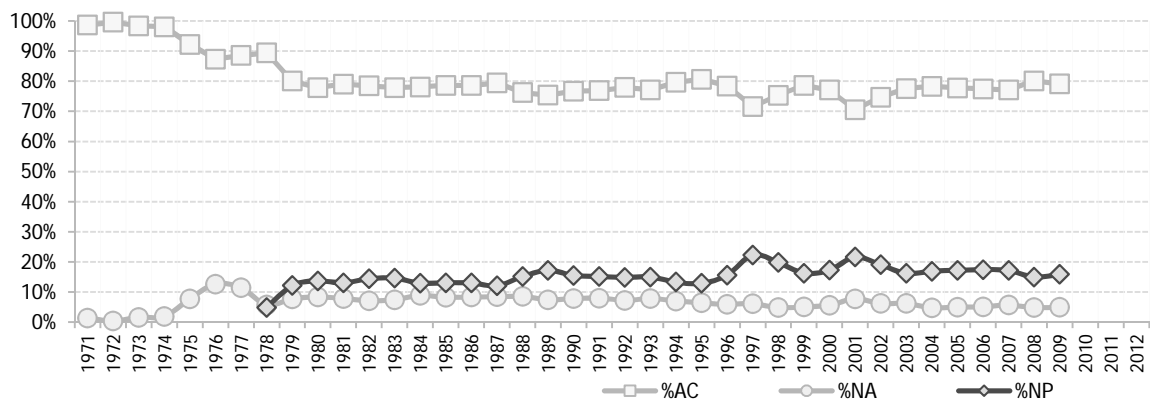
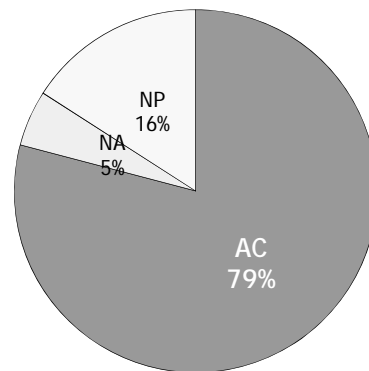
2009



Mujeres

Generación	%AC	%NA	%NP
1971	99%	1%	
1972	100%	0%	
1973	98%	2%	
1974	98%	2%	
1975	92%	8%	
1976	87%	13%	
1977	89%	11%	
1978	89%	6%	5%
1979	80%	8%	12%
1980	78%	8%	14%
1981	79%	8%	13%
1982	78%	7%	14%
1983	78%	7%	15%
1984	78%	9%	13%
1985	79%	8%	13%
1986	79%	8%	13%
1987	79%	8%	12%
1988	76%	9%	15%
1989	75%	7%	17%
1990	77%	8%	16%
1991	77%	8%	15%
1992	78%	7%	15%
1993	77%	8%	15%
1994	80%	7%	13%
1995	81%	6%	13%
1996	78%	6%	16%
1997	72%	6%	22%
1998	75%	5%	20%
1999	79%	5%	16%
2000	77%	6%	17%
2001	71%	8%	22%
2002	75%	6%	19%
2003	78%	6%	16%
2004	78%	5%	17%
2005	78%	5%	17%
2006	77%	5%	17%
2007	77%	6%	17%
2008	80%	5%	15%
2009	79%	5%	16%
2010			
2011			
2012			

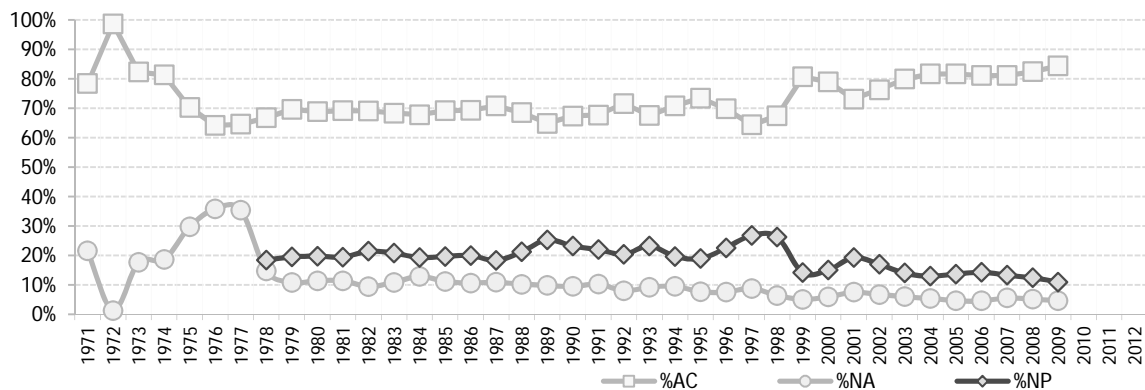
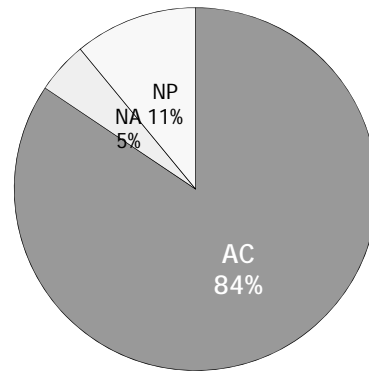
2009



Matutino

Generación	%AC	%NA	%NP
1971	78%	22%	
1972	99%	1%	
1973	82%	18%	
1974	81%	19%	
1975	70%	30%	
1976	64%	36%	
1977	65%	35%	
1978	67%	15%	18%
1979	70%	11%	19%
1980	69%	11%	20%
1981	69%	11%	19%
1982	69%	9%	21%
1983	68%	11%	21%
1984	68%	13%	19%
1985	69%	11%	20%
1986	69%	11%	20%
1987	71%	11%	18%
1988	69%	10%	21%
1989	65%	10%	25%
1990	67%	9%	23%
1991	68%	10%	22%
1992	72%	8%	20%
1993	68%	9%	23%
1994	71%	10%	20%
1995	73%	8%	19%
1996	70%	8%	23%
1997	64%	9%	27%
1998	67%	6%	26%
1999	81%	5%	14%
2000	79%	6%	15%
2001	73%	8%	19%
2002	76%	7%	17%
2003	80%	6%	14%
2004	82%	5%	13%
2005	82%	5%	14%
2006	81%	5%	14%
2007	81%	6%	13%
2008	82%	5%	12%
2009	84%	5%	11%
2010			
2011			
2012			

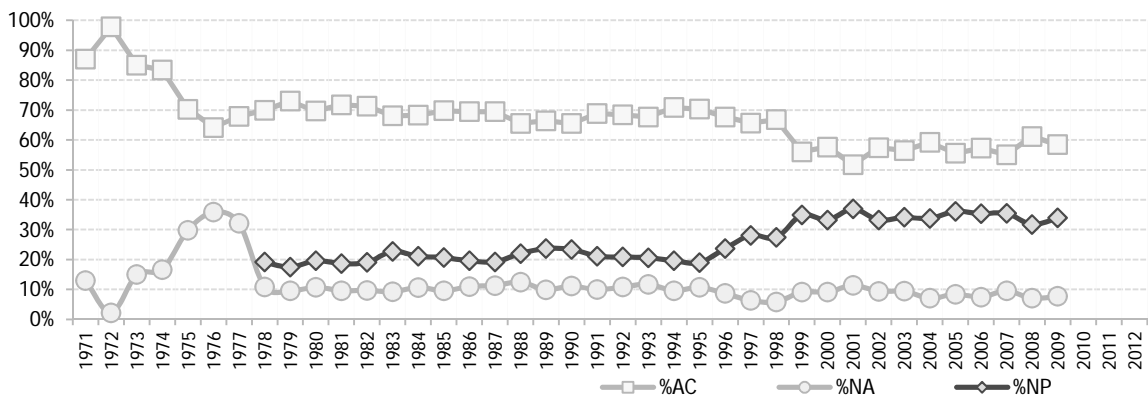
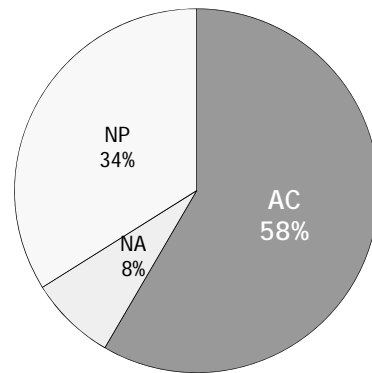
2009



Vespertino

Generación	%AC	%NA	%NP
1971	87%	13%	
1972	98%	2%	
1973	85%	15%	
1974	83%	17%	
1975	70%	30%	
1976	64%	36%	
1977	68%	32%	
1978	70%	11%	19%
1979	73%	10%	17%
1980	70%	11%	20%
1981	72%	10%	19%
1982	71%	10%	19%
1983	68%	9%	23%
1984	68%	11%	21%
1985	70%	10%	21%
1986	69%	11%	20%
1987	69%	11%	19%
1988	66%	12%	22%
1989	66%	10%	24%
1990	65%	11%	23%
1991	69%	10%	21%
1992	68%	11%	21%
1993	68%	12%	21%
1994	71%	10%	20%
1995	70%	11%	19%
1996	68%	9%	24%
1997	66%	6%	28%
1998	67%	6%	27%
1999	56%	9%	35%
2000	58%	9%	33%
2001	52%	11%	37%
2002	57%	9%	33%
2003	56%	9%	34%
2004	59%	7%	34%
2005	56%	8%	36%
2006	57%	7%	35%
2007	55%	10%	35%
2008	61%	7%	32%
2009	58%	8%	34%
2010			
2011			
2012			

2009



## Filosofía II

## Acreditación

Generación	Género		Turno		Plantel					CCH
	Hombres	Mujeres	Matutino	Vespertino	Azacapotzalco	Naucalpan	Vallejo	Oriente	Sur	
1971	78%	99%	78%	87%	89%	87%	80%			83%
1972	98%	100%	99%	98%	100%	98%	94%	99%	100%	98%
1973	79%	98%	82%	85%	87%	85%	84%	80%	85%	84%
1974	76%	98%	81%	83%	84%	83%	84%	82%	81%	82%
1975	63%	92%	70%	70%	71%	70%	72%	70%	71%	70%
1976	55%	87%	64%	64%	69%	64%	65%	61%	65%	64%
1977	58%	89%	65%	68%	69%	68%	65%	64%	71%	66%
1978	60%	89%	67%	70%	72%	70%	64%	63%	73%	68%
1979	65%	80%	70%	73%	77%	73%	67%	68%	74%	71%
1980	63%	78%	69%	70%	72%	70%	66%	66%	74%	69%
1981	64%	79%	69%	72%	74%	72%	67%	63%	77%	70%
1982	64%	78%	69%	71%	72%	71%	69%	62%	78%	70%
1983	62%	78%	68%	68%	73%	68%	64%	64%	78%	68%
1984	61%	78%	68%	68%	70%	68%	67%	60%	74%	68%
1985	62%	79%	69%	70%	73%	70%	69%	66%	76%	69%
1986	62%	79%	69%	69%	73%	69%	68%	66%	75%	69%
1987	63%	79%	71%	69%	73%	69%	71%	69%	74%	70%
1988	60%	76%	69%	66%	66%	66%	68%	67%	72%	67%
1989	57%	75%	65%	66%	66%	66%	63%	63%	74%	66%
1990	58%	77%	67%	65%	68%	65%	65%	61%	73%	67%
1991	60%	77%	68%	69%	65%	69%	69%	66%	76%	68%
1992	63%	78%	72%	68%	66%	68%	70%	71%	74%	70%
1993	59%	77%	68%	68%	61%	68%	68%	68%	72%	68%
1994	62%	80%	71%	71%	73%	71%	67%	71%	74%	71%
1995	64%	81%	73%	70%	71%	70%	72%	71%	76%	72%
1996	60%	78%	70%	68%	69%	68%	71%	66%	71%	69%
1997	58%	72%	64%	66%	62%	66%	60%	65%	71%	65%
1998	58%	75%	67%	67%	63%	67%	67%	66%	70%	67%
1999	61%	79%	81%	56%	70%	56%	74%	67%	71%	70%
2000	63%	77%	79%	58%	71%	58%	73%	72%	70%	70%
2001	56%	71%	73%	52%	61%	52%	66%	64%	69%	64%
2002	62%	75%	76%	57%	67%	57%	71%	70%	71%	69%
2003	61%	78%	80%	56%	68%	56%	73%	70%	72%	70%
2004	64%	78%	82%	59%	71%	59%	72%	73%	75%	72%
2005	62%	78%	82%	56%	66%	56%	69%	70%	74%	70%
2006	64%	77%	81%	57%	68%	57%	70%	73%	73%	71%
2007	63%	77%	81%	55%	68%	55%	69%	73%	71%	70%
2008	67%	80%	82%	61%	73%	61%	70%	75%	76%	74%
2009	67%	79%	84%	58%	69%	58%	73%	74%	75%	74%
2010										
2011										
2012										

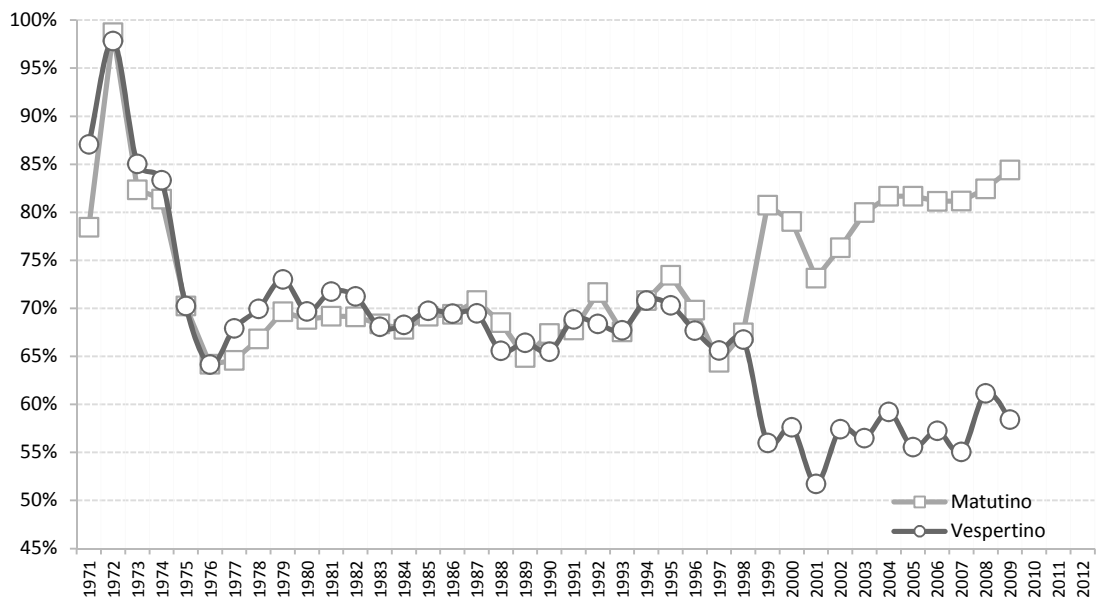
## 1602 Filosofía II

Acreditación por género



## 1602 Filosofía II

Acreditación por turno



## Filosofía II

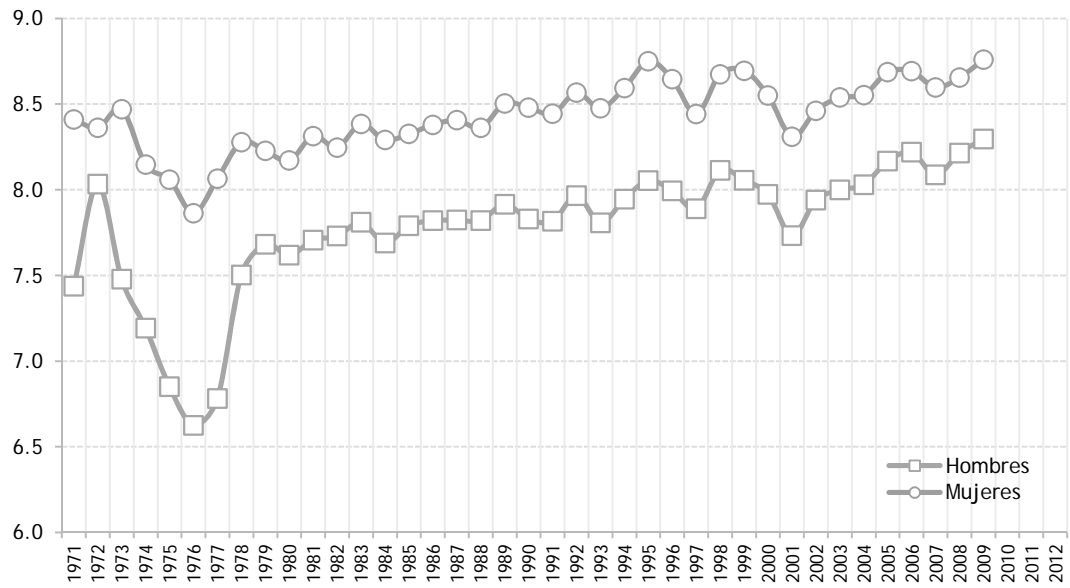
### Promedio de Calificaciones

Generación	Género		Turno		Plantel					CCH
	Hombres	Mujeres	Matutino	Vespertino	Azcapotzalco	Naucalpan	Vallejo	Oriente	Sur	
1971	7.4	8.4	7.4	7.9	7.9	7.9	7.5			7.7
1972	8.0	8.4	8.0	8.3	8.0	8.3	7.8	8.4	8.3	8.1
1973	7.5	8.5	7.6	7.8	7.9	7.8	7.7	7.5	7.7	7.7
1974	7.2	8.1	7.3	7.6	7.4	7.6	7.5	7.6	7.4	7.5
1975	6.9	8.1	7.1	7.3	7.1	7.3	7.1	7.3	7.3	7.2
1976	6.6	7.9	6.9	7.0	7.0	7.0	6.9	7.0	7.2	7.0
1977	6.8	8.1	7.0	7.3	7.3	7.3	6.9	7.1	7.4	7.1
1978	7.5	8.3	7.6	8.0	7.9	8.0	7.5	7.4	8.0	7.8
1979	7.7	8.2	7.8	8.0	7.9	8.0	7.8	7.8	8.0	7.9
1980	7.6	8.2	7.8	7.9	8.0	7.9	7.6	7.8	8.0	7.9
1981	7.7	8.3	7.9	8.1	7.8	8.1	7.9	7.7	8.4	8.0
1982	7.7	8.2	8.0	8.0	7.6	8.0	7.8	7.6	8.5	8.0
1983	7.8	8.4	8.1	8.0	7.9	8.0	7.8	7.9	8.8	8.1
1984	7.7	8.3	8.0	8.0	7.7	8.0	7.9	7.7	8.6	8.0
1985	7.8	8.3	8.0	8.1	7.9	8.1	7.8	8.1	8.6	8.0
1986	7.8	8.4	8.1	8.1	8.0	8.1	7.9	8.0	8.6	8.1
1987	7.8	8.4	8.2	8.1	7.9	8.1	8.0	8.3	8.6	8.1
1988	7.8	8.4	8.2	8.0	7.6	8.0	8.0	8.3	8.6	8.1
1989	7.9	8.5	8.3	8.2	8.0	8.2	8.1	8.4	8.6	8.2
1990	7.8	8.5	8.3	8.0	7.8	8.0	8.2	8.2	8.6	8.2
1991	7.8	8.4	8.1	8.2	7.6	8.2	8.1	8.3	8.6	8.2
1992	8.0	8.6	8.4	8.2	7.9	8.2	8.2	8.5	8.6	8.3
1993	7.8	8.5	8.2	8.1	7.6	8.1	8.0	8.2	8.6	8.2
1994	7.9	8.6	8.3	8.3	7.9	8.3	8.2	8.4	8.6	8.3
1995	8.1	8.8	8.6	8.2	8.0	8.2	8.4	8.6	8.9	8.4
1996	8.0	8.6	8.4	8.2	8.3	8.2	8.1	8.2	8.8	8.3
1997	7.9	8.4	8.3	8.1	7.9	8.1	7.9	8.4	8.7	8.2
1998	8.1	8.7	8.4	8.5	8.2	8.5	8.2	8.4	8.9	8.4
1999	8.1	8.7	8.7	7.9	8.4	7.9	8.4	8.3	8.8	8.4
2000	8.0	8.6	8.6	7.8	8.0	7.8	8.1	8.3	8.8	8.3
2001	7.7	8.3	8.3	7.6	7.6	7.6	8.0	8.2	8.6	8.1
2002	7.9	8.5	8.5	7.8	8.0	7.8	8.2	8.2	8.6	8.2
2003	8.0	8.5	8.6	7.9	8.0	7.9	8.4	8.4	8.5	8.3
2004	8.0	8.6	8.5	8.0	8.2	8.0	8.2	8.3	8.7	8.3
2005	8.2	8.7	8.7	8.0	8.2	8.0	8.5	8.6	8.5	8.5
2006	8.2	8.7	8.8	8.0	8.3	8.0	8.4	8.7	8.6	8.5
2007	8.1	8.6	8.6	7.9	8.0	7.9	8.4	8.4	8.6	8.4
2008	8.2	8.7	8.7	8.1	8.0	8.1	8.5	8.7	8.6	8.5
2009	8.3	8.8	8.8	8.2	8.2	8.2	8.7	8.8	8.5	8.6
2010										
2011										
2012										



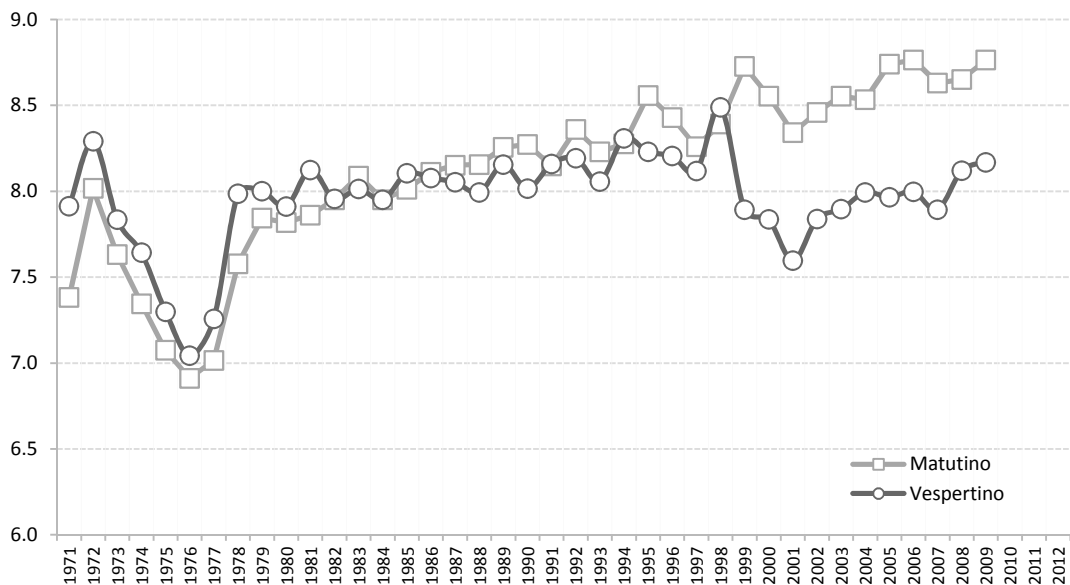
## 1602 Filosofía II

Calificación promedio por género



## 1602 Filosofía II

Calificación promedio por turno







Universidad Nacional Autónoma de México  
Colegio de Ciencias y Humanidades

## Temas Sectos de Filosofía I

---

### HISTORICO SOCIAL

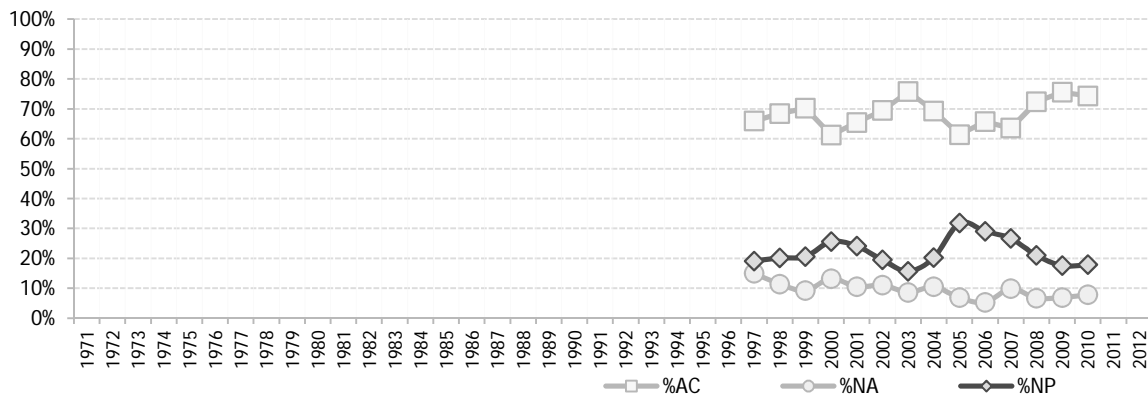
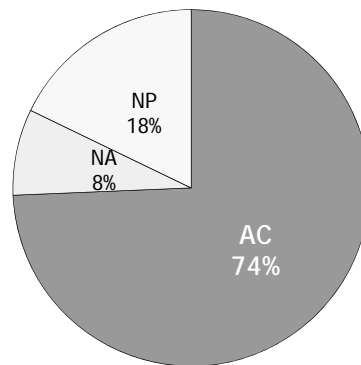
	Asignatura incluida	Plan	Semestre	Creditos	Horas
1508	Temas Sectos de Filosofía I	1997	5	8	4



Total CCH

Generación	%AC	%NA	%NP
1971			
1972			
1973			
1974			
1975			
1976			
1977			
1978			
1979			
1980			
1981			
1982			
1983			
1984			
1985			
1986			
1987			
1988			
1989			
1990			
1991			
1992			
1993			
1994			
1995			
1996			
1997	66%	15%	19%
1998	68%	11%	20%
1999	70%	9%	21%
2000	61%	13%	26%
2001	65%	10%	24%
2002	69%	11%	19%
2003	76%	9%	16%
2004	69%	10%	20%
2005	61%	7%	32%
2006	66%	5%	29%
2007	64%	10%	27%
2008	72%	7%	21%
2009	76%	7%	18%
2010	74%	8%	18%
2011			
2012			

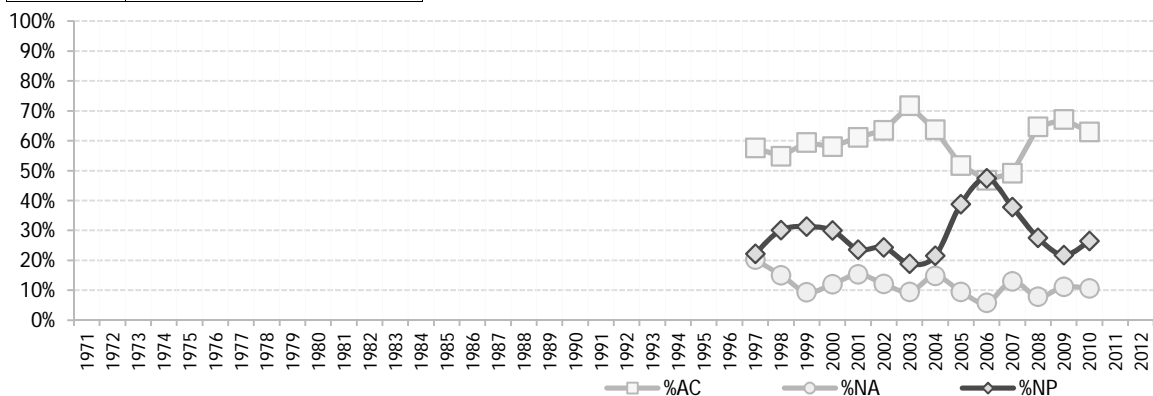
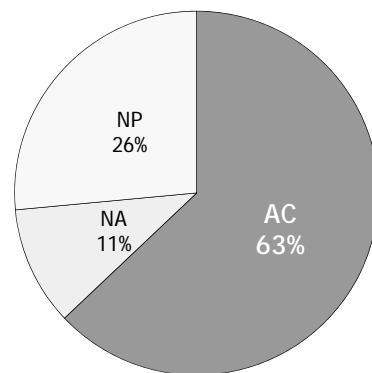
2010



Hombres

Generación	%AC	%NA	%NP
1971			
1972			
1973			
1974			
1975			
1976			
1977			
1978			
1979			
1980			
1981			
1982			
1983			
1984			
1985			
1986			
1987			
1988			
1989			
1990			
1991			
1992			
1993			
1994			
1995			
1996			
1997	58%	20%	22%
1998	55%	15%	30%
1999	59%	9%	31%
2000	58%	12%	30%
2001	61%	15%	24%
2002	64%	12%	24%
2003	72%	9%	19%
2004	64%	15%	21%
2005	52%	9%	39%
2006	47%	6%	47%
2007	49%	13%	38%
2008	65%	8%	28%
2009	67%	11%	22%
2010	63%	11%	26%
2011			
2012			

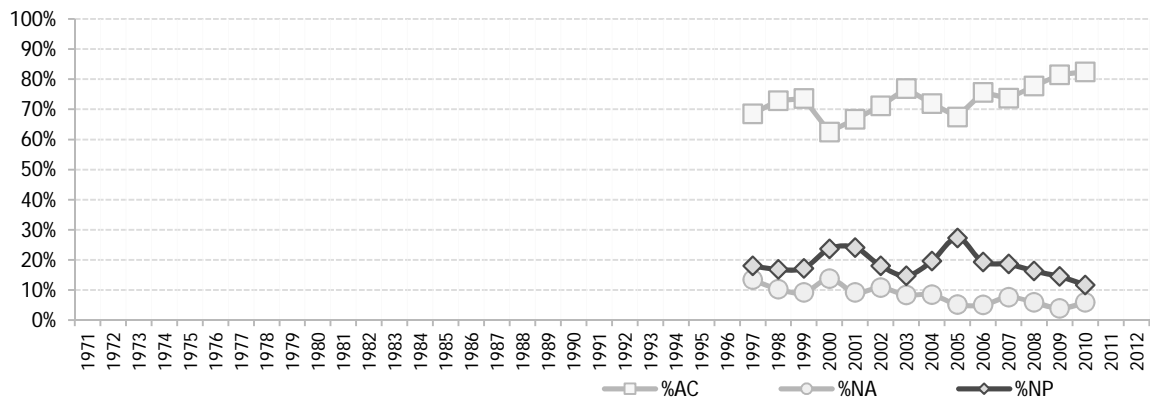
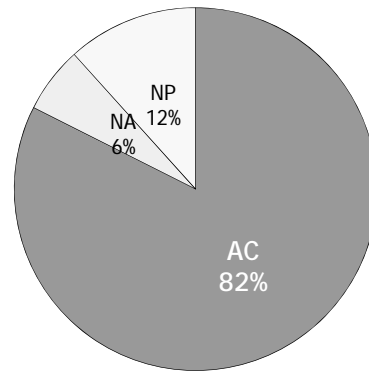
2010



Mujeres

Generación	%AC	%NA	%NP
1971			
1972			
1973			
1974			
1975			
1976			
1977			
1978			
1979			
1980			
1981			
1982			
1983			
1984			
1985			
1986			
1987			
1988			
1989			
1990			
1991			
1992			
1993			
1994			
1995			
1996			
1997	69%	13%	18%
1998	73%	10%	17%
1999	74%	9%	17%
2000	63%	14%	24%
2001	67%	9%	24%
2002	71%	11%	18%
2003	77%	8%	15%
2004	72%	8%	20%
2005	67%	5%	27%
2006	76%	5%	19%
2007	74%	8%	19%
2008	78%	6%	16%
2009	81%	4%	15%
2010	82%	6%	12%
2011			
2012			

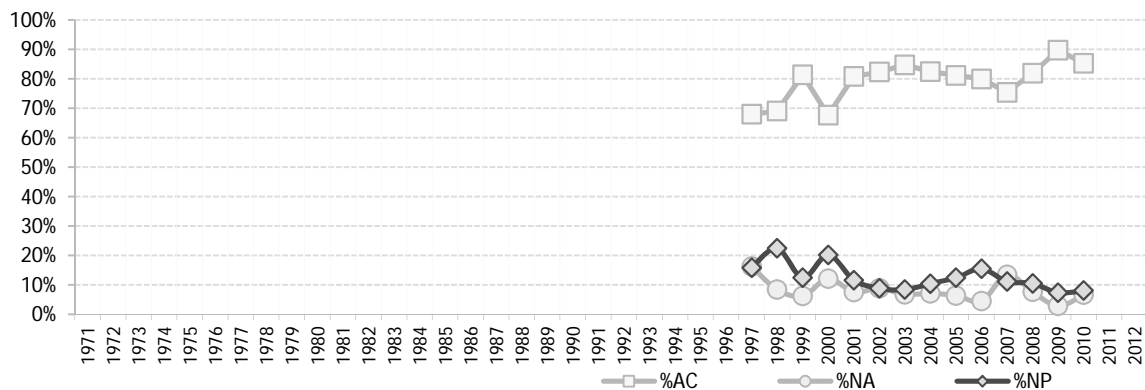
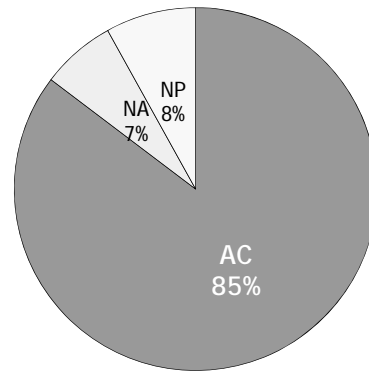
2010



Matutino

Generación	%AC	%NA	%NP
1971			
1972			
1973			
1974			
1975			
1976			
1977			
1978			
1979			
1980			
1981			
1982			
1983			
1984			
1985			
1986			
1987			
1988			
1989			
1990			
1991			
1992			
1993			
1994			
1995			
1996			
1997	68%	16%	16%
1998	69%	8%	22%
1999	81%	6%	12%
2000	68%	12%	20%
2001	81%	8%	12%
2002	82%	9%	9%
2003	85%	7%	8%
2004	82%	7%	10%
2005	81%	6%	12%
2006	80%	5%	15%
2007	75%	13%	11%
2008	82%	8%	10%
2009	90%	3%	7%
2010	85%	7%	8%
2011			
2012			

2010

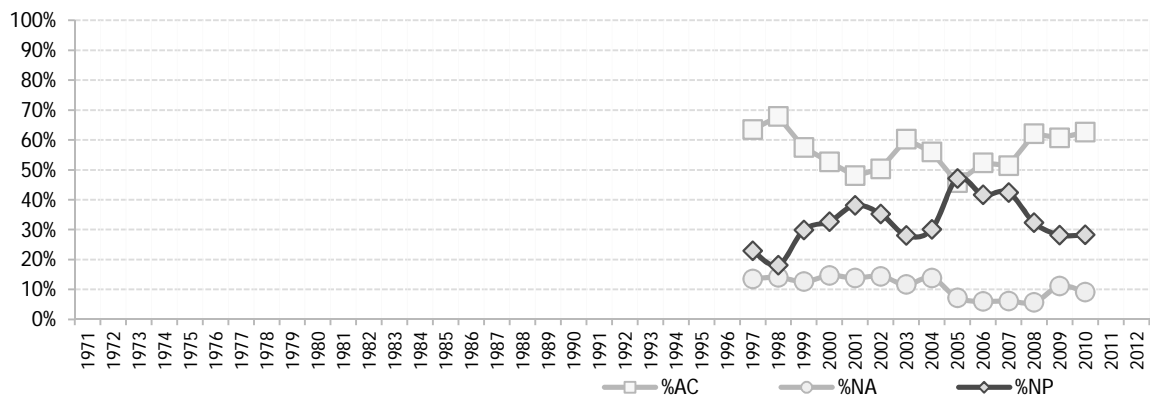
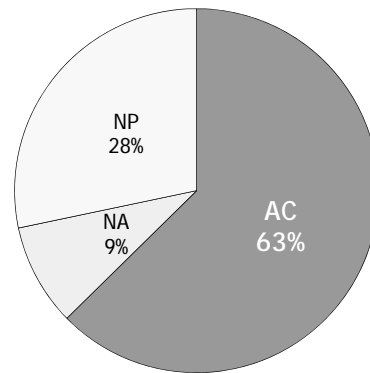




Vespertino

Generación	%AC	%NA	%NP
1971			
1972			
1973			
1974			
1975			
1976			
1977			
1978			
1979			
1980			
1981			
1982			
1983			
1984			
1985			
1986			
1987			
1988			
1989			
1990			
1991			
1992			
1993			
1994			
1995			
1996			
1997	64%	14%	23%
1998	68%	14%	18%
1999	57%	13%	30%
2000	53%	15%	33%
2001	48%	14%	38%
2002	50%	14%	35%
2003	60%	12%	28%
2004	56%	14%	30%
2005	46%	7%	47%
2006	52%	6%	42%
2007	51%	6%	42%
2008	62%	6%	32%
2009	61%	11%	28%
2010	63%	9%	28%
2011			
2012			

2010

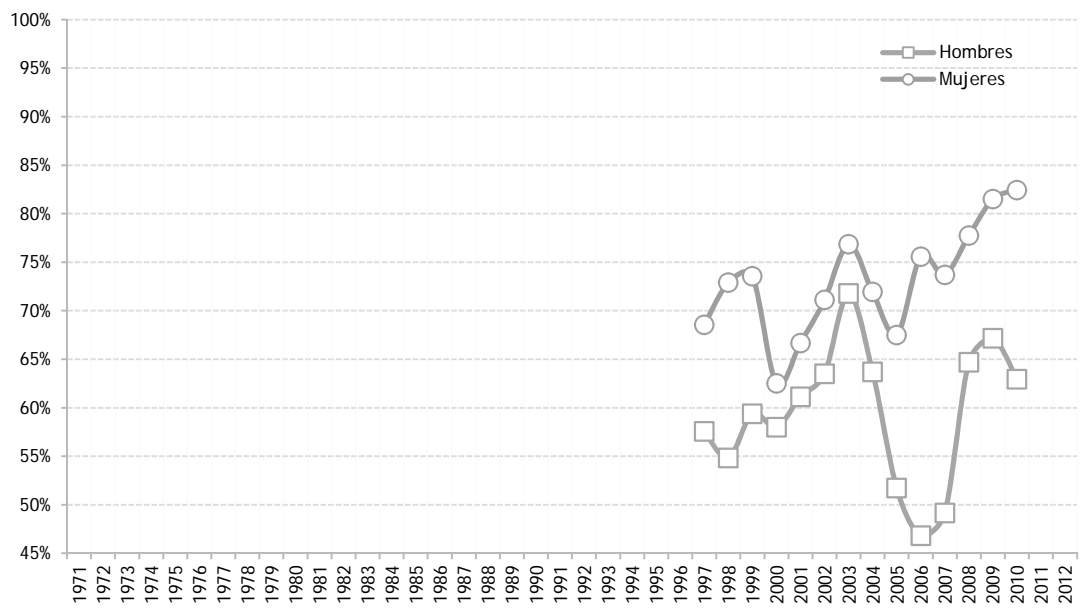


## Temas Selectos de Filosofía I

Generación	Acreditación									CCH
	Género		Turno		Plantel					
	Hombres	Mujeres	Matutino	Vespertino	Azcapotzalco	Naucalpan	Vallejo	Oriente	Sur	
1971										
1972										
1973										
1974										
1975										
1976										
1977										
1978										
1979										
1980										
1981										
1982										
1983										
1984										
1985										
1986										
1987										
1988										
1989										
1990										
1991										
1992										
1993										
1994										
1995										
1996										
1997	58%	69%	68%	64%	78%	64%	53%	66%	70%	66%
1998	55%	73%	69%	68%	58%	68%	79%	60%	73%	68%
1999	59%	74%	81%	57%	65%	57%	69%	76%	69%	70%
2000	58%	63%	68%	53%	56%	53%	61%	68%	63%	61%
2001	61%	67%	81%	48%	53%	48%	77%	58%	66%	65%
2002	64%	71%	82%	50%	66%	50%	65%	64%	81%	69%
2003	72%	77%	85%	60%	65%	60%	80%	70%	86%	76%
2004	64%	72%	82%	56%	74%	56%	75%	71%	60%	69%
2005	52%	67%	81%	46%	47%	46%	65%	62%	76%	61%
2006	47%	76%	80%	52%	66%	52%	60%	72%	69%	66%
2007	49%	74%	75%	51%	70%	51%	65%	74%	50%	64%
2008	65%	78%	82%	62%	68%	62%	64%	81%	75%	72%
2009	67%	81%	90%	61%	84%	61%	73%	65%	76%	76%
2010	63%	82%	85%	63%	71%	63%	65%	65%	77%	74%
2011										
2012										

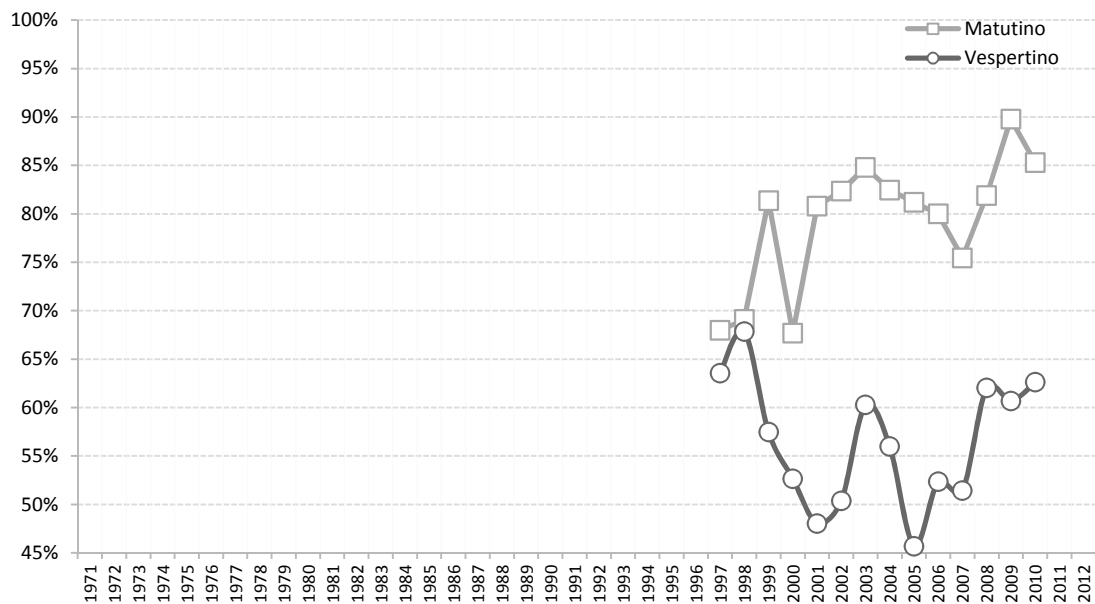
## 1508 Temas Selectos de Filosofía I

Acreditación por género



## 1508 Temas Selectos de Filosofía I

Acreditación por turno



## Temas Selectos de Filosofía I

Promedio de Calificaciones

Generación	Género		Turno		Plantel					CCH
	Hombres	Mujeres	Matutino	Vespertino	Azcapotzalco	Naucalpan	Vallejo	Oriente	Sur	
1971										
1972										
1973										
1974										
1975										
1976										
1977										
1978										
1979										
1980										
1981										
1982										
1983										
1984										
1985										
1986										
1987										
1988										
1989										
1990										
1991										
1992										
1993										
1994										
1995										
1996										
1997	7.5	7.5	7.7	7.3	7.5	7.3	6.5	8.6	7.9	7.5
1998	7.9	7.9	8.3	7.6	6.8	7.6	7.8	9.2	8.4	7.9
1999	8.0	8.2	8.6	7.5	7.6	7.5	8.3	8.7	8.7	8.1
2000	7.7	7.6	7.9	7.3	7.0	7.3	8.0	8.6	7.2	7.7
2001	7.6	7.9	8.5	6.8	7.4	6.8	8.0	8.1	8.3	7.8
2002	7.9	8.2	8.3	7.9	7.8	7.9	7.9	8.1	8.9	8.2
2003	7.7	8.2	8.5	7.3	7.6	7.3	7.8	8.3	8.4	8.1
2004	7.3	8.1	8.3	7.2	7.4	7.2	8.1	8.6	7.3	7.8
2005	7.7	8.3	8.4	7.7	7.5	7.7	8.5	8.7	7.5	8.1
2006	8.0	8.6	8.8	7.9	8.5	7.9	8.4	8.9	8.2	8.4
2007	7.8	8.0	8.1	7.7	7.7	7.7	8.2	8.5	7.2	7.9
2008	8.3	8.7	8.9	8.0	8.0	8.0	8.5	8.3	8.4	8.5
2009	8.1	8.8	9.1	7.8	8.1	7.8	8.4	8.7	8.3	8.5
2010	8.2	8.6	9.0	7.7	7.5	7.7	8.3	8.3	8.7	8.4
2011										
2012										

## 1508 Temas Selectos de Filosofía I

Calificación promedio por género



## 1508 Temas Selectos de Filosofía I

Calificación promedio por turno







Universidad Nacional Autónoma de México  
Colegio de Ciencias y Humanidades

## Temas Sectos de Filosofía II

---

### HISTORICO SOCIAL

	Asignatura incluida	Plan	Semestre	Creditos	Horas
1608	Temas Sectos de Filosofía II	1997	6	8	4

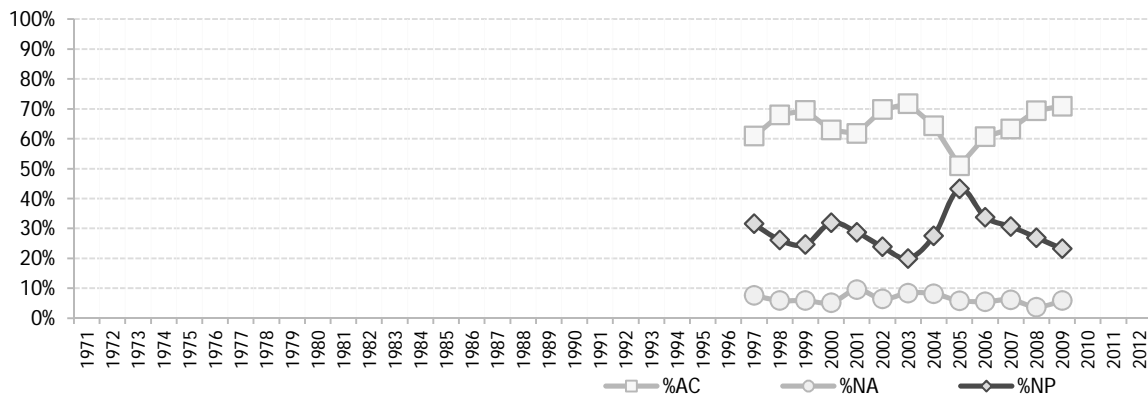
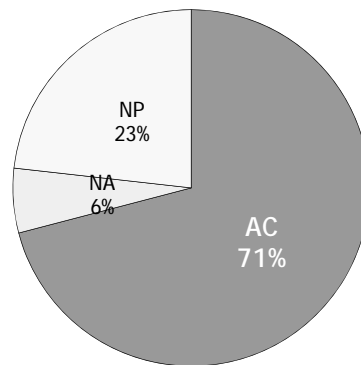




Total CCH

Generación	%AC	%NA	%NP
1971			
1972			
1973			
1974			
1975			
1976			
1977			
1978			
1979			
1980			
1981			
1982			
1983			
1984			
1985			
1986			
1987			
1988			
1989			
1990			
1991			
1992			
1993			
1994			
1995			
1996			
1997	61%	8%	32%
1998	68%	6%	26%
1999	69%	6%	25%
2000	63%	5%	32%
2001	62%	10%	29%
2002	70%	6%	24%
2003	72%	8%	20%
2004	64%	8%	28%
2005	51%	6%	43%
2006	61%	6%	34%
2007	63%	6%	31%
2008	69%	4%	27%
2009	71%	6%	23%
2010			
2011			
2012			

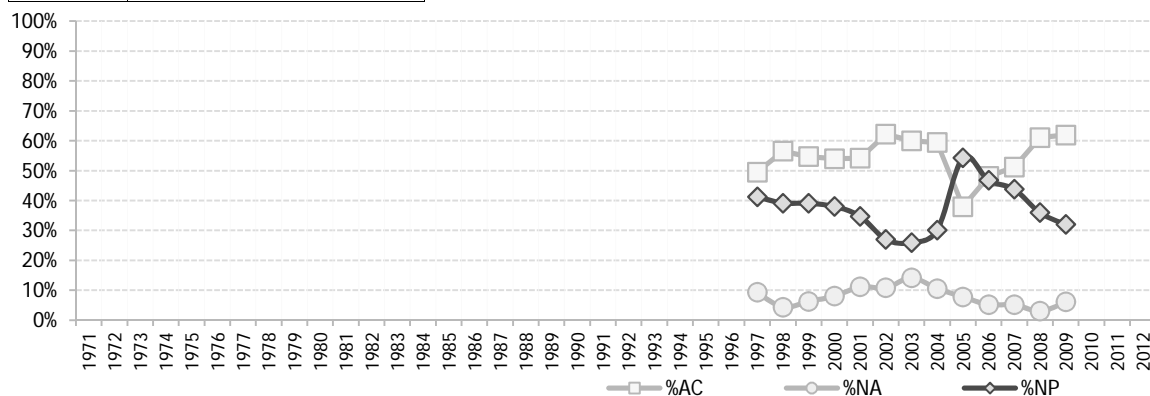
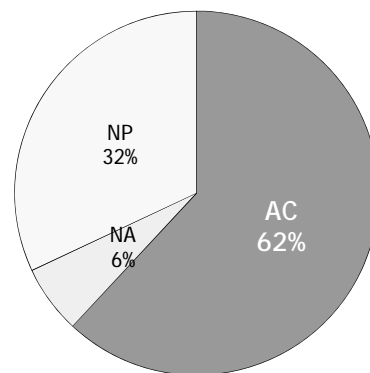
2009



Hombres

Generación	%AC	%NA	%NP
1971			
1972			
1973			
1974			
1975			
1976			
1977			
1978			
1979			
1980			
1981			
1982			
1983			
1984			
1985			
1986			
1987			
1988			
1989			
1990			
1991			
1992			
1993			
1994			
1995			
1996			
1997	49%	9%	41%
1998	57%	4%	39%
1999	55%	6%	39%
2000	54%	8%	38%
2001	54%	11%	35%
2002	62%	11%	27%
2003	60%	14%	26%
2004	59%	11%	30%
2005	38%	8%	54%
2006	48%	5%	47%
2007	51%	5%	44%
2008	61%	3%	36%
2009	62%	6%	32%
2010			
2011			
2012			

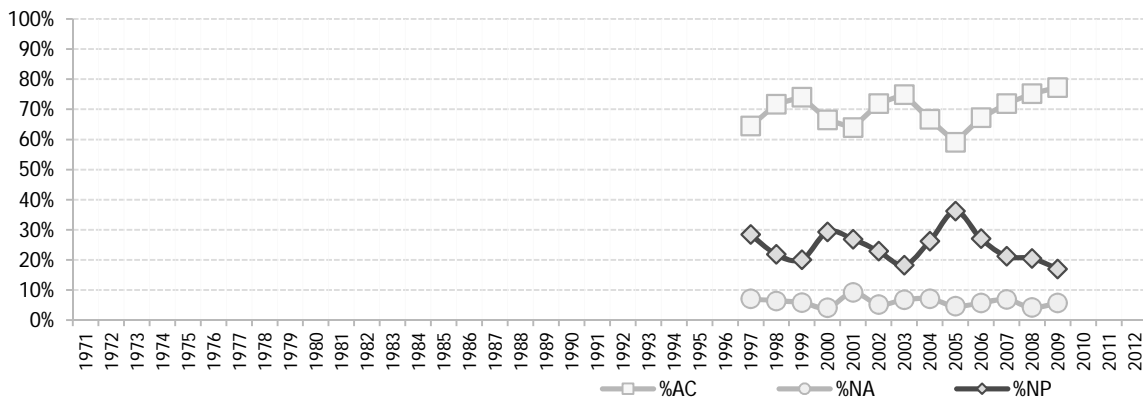
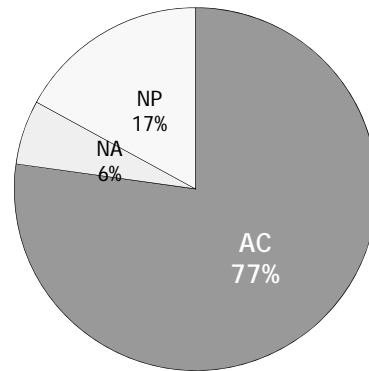
2009



Mujeres

Generación	%AC	%NA	%NP
1971			
1972			
1973			
1974			
1975			
1976			
1977			
1978			
1979			
1980			
1981			
1982			
1983			
1984			
1985			
1986			
1987			
1988			
1989			
1990			
1991			
1992			
1993			
1994			
1995			
1996			
1997	64%	7%	28%
1998	72%	6%	22%
1999	74%	6%	20%
2000	67%	4%	29%
2001	64%	9%	27%
2002	72%	5%	23%
2003	75%	7%	18%
2004	67%	7%	26%
2005	59%	5%	36%
2006	67%	6%	27%
2007	72%	7%	21%
2008	75%	4%	21%
2009	77%	6%	17%
2010			
2011			
2012			

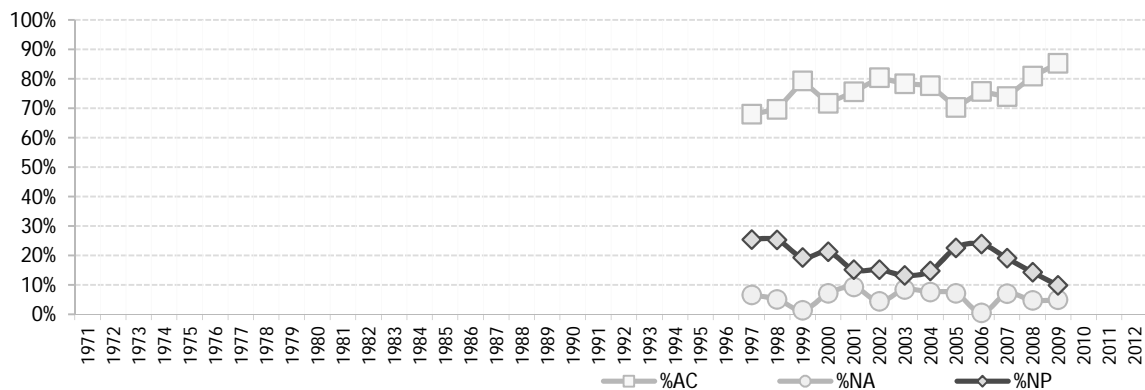
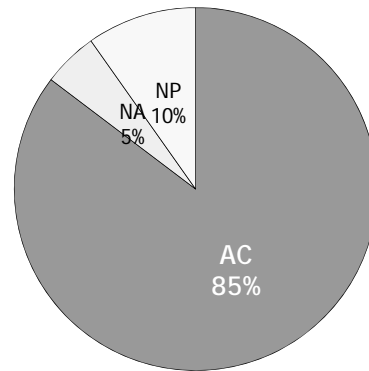
2009



Matutino

Generación	%AC	%NA	%NP
1971			
1972			
1973			
1974			
1975			
1976			
1977			
1978			
1979			
1980			
1981			
1982			
1983			
1984			
1985			
1986			
1987			
1988			
1989			
1990			
1991			
1992			
1993			
1994			
1995			
1996			
1997	68%	7%	25%
1998	70%	5%	25%
1999	79%	1%	19%
2000	72%	7%	21%
2001	76%	9%	15%
2002	80%	4%	15%
2003	78%	8%	13%
2004	78%	8%	15%
2005	70%	7%	23%
2006	76%	0%	24%
2007	74%	7%	19%
2008	81%	5%	14%
2009	85%	5%	10%
2010			
2011			
2012			

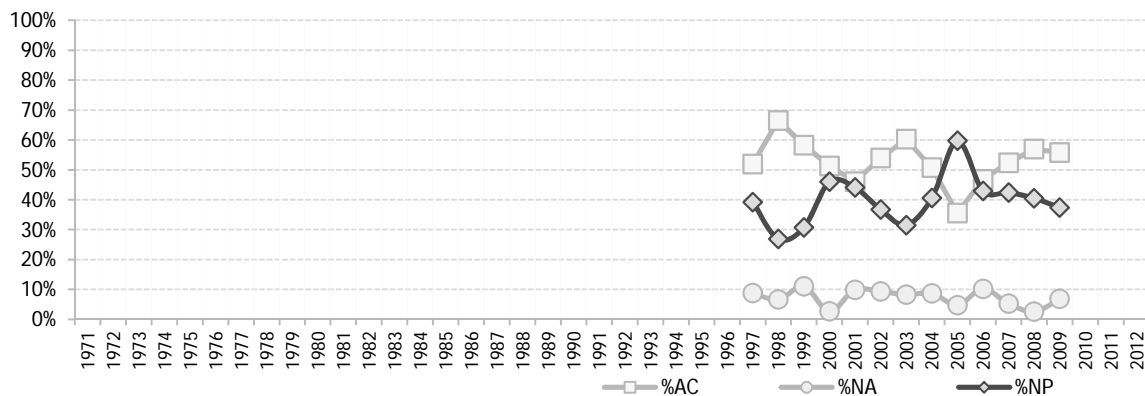
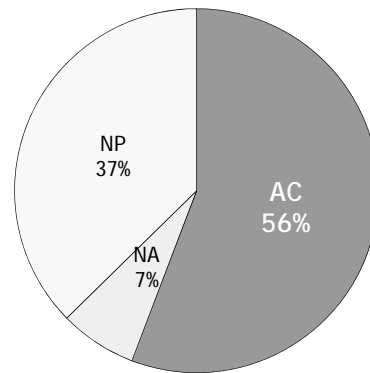
2009



Vespertino

Generación	%AC	%NA	%NP
1971			
1972			
1973			
1974			
1975			
1976			
1977			
1978			
1979			
1980			
1981			
1982			
1983			
1984			
1985			
1986			
1987			
1988			
1989			
1990			
1991			
1992			
1993			
1994			
1995			
1996			
1997	52%	9%	39%
1998	66%	7%	27%
1999	58%	11%	31%
2000	51%	3%	46%
2001	46%	10%	44%
2002	54%	9%	37%
2003	60%	8%	32%
2004	51%	9%	41%
2005	36%	5%	60%
2006	47%	10%	43%
2007	52%	5%	42%
2008	57%	3%	41%
2009	56%	7%	37%
2010			
2011			
2012			

2009

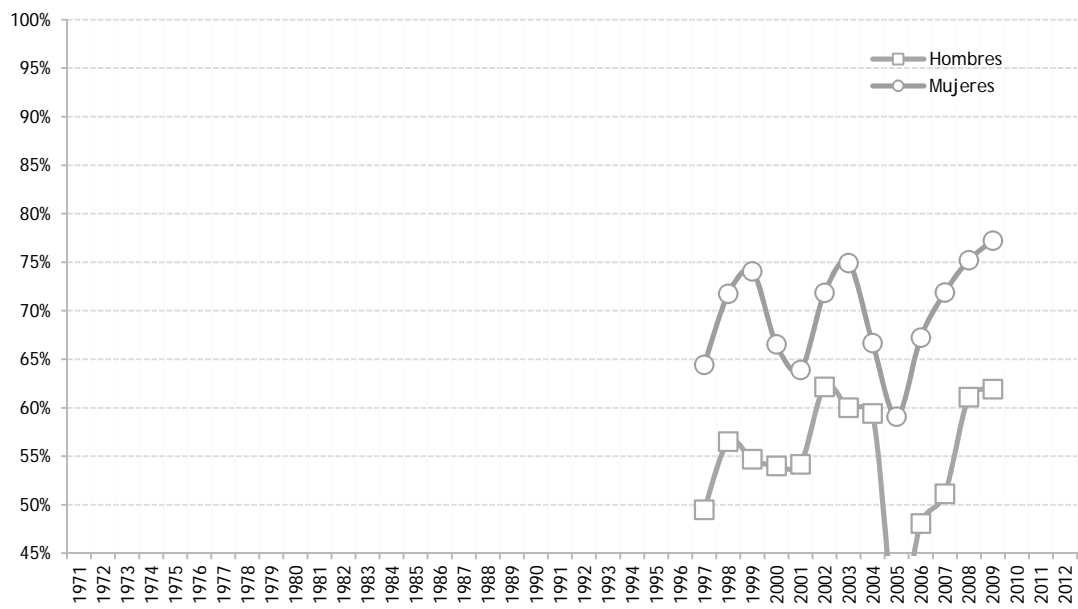


## Temas Selectos de Filosofía II

Generación	Acreditación									CCH
	Género		Turno		Plantel					
	Hombres	Mujeres	Matutino	Vespertino	Azcapotzalco	Naucalpan	Vallejo	Oriente	Sur	
1971										
1972										
1973										
1974										
1975										
1976										
1977										
1978										
1979										
1980										
1981										
1982										
1983										
1984										
1985										
1986										
1987										
1988										
1989										
1990										
1991										
1992										
1993										
1994										
1995										
1996										
1997	49%	64%	68%	52%	63%	52%	60%	56%	70%	61%
1998	57%	72%	70%	66%	72%	66%	73%	58%	69%	68%
1999	55%	74%	79%	58%	73%	58%	74%	72%	65%	69%
2000	54%	67%	72%	51%	69%	51%	66%	61%	57%	63%
2001	54%	64%	76%	46%	51%	46%	73%	56%	59%	62%
2002	62%	72%	80%	54%	68%	54%	65%	69%	80%	70%
2003	60%	75%	78%	60%	62%	60%	82%	61%	81%	72%
2004	59%	67%	78%	51%	68%	51%	74%	58%	59%	64%
2005	38%	59%	70%	36%	38%	36%	56%	45%	61%	51%
2006	48%	67%	76%	47%	65%	47%	51%	78%	64%	61%
2007	51%	72%	74%	52%	68%	52%	63%	65%	60%	63%
2008	61%	75%	81%	57%	70%	57%	63%	57%	78%	69%
2009	62%	77%	85%	56%	71%	56%	68%	61%	73%	71%
2010										
2011										
2012										

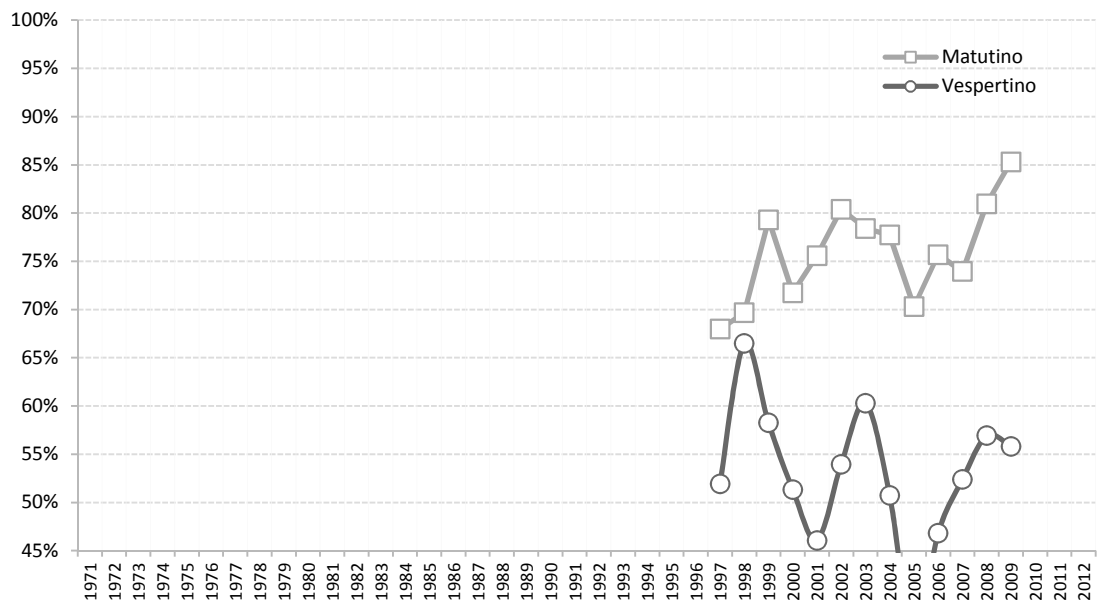
## 1608 Temas Selectos de Filosofía II

Acreditación por género



## 1608 Temas Selectos de Filosofía II

Acreditación por turno



## Temas Selectos de Filosofía II

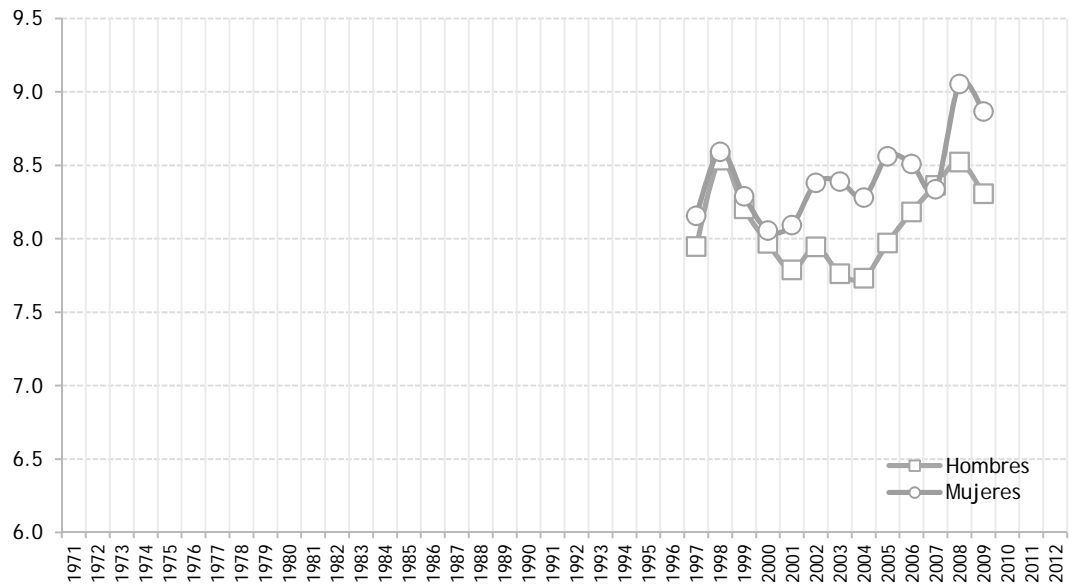
Promedio de Calificaciones

Generación	Género		Turno		Plantel					CCH
	Hombres	Mujeres	Matutino	Vespertino	Azacapoztalco	Naucalpan	Vallejo	Oriente	Sur	
1971										
1972										
1973										
1974										
1975										
1976										
1977										
1978										
1979										
1980										
1981										
1982										
1983										
1984										
1985										
1986										
1987										
1988										
1989										
1990										
1991										
1992										
1993										
1994										
1995										
1996										
1997	7.9	8.2	8.5	7.5	7.4	7.5	8.2	8.4	8.9	8.1
1998	8.5	8.6	8.5	8.6	7.5	8.6	9.2	8.5	8.6	8.6
1999	8.2	8.3	8.7	7.7	8.2	7.7	8.3	8.6	8.5	8.3
2000	8.0	8.1	8.2	7.8	7.5	7.8	8.3	8.2	8.1	8.0
2001	7.8	8.1	8.6	7.1	7.6	7.1	8.3	8.1	8.7	8.0
2002	7.9	8.4	8.5	7.9	7.5	7.9	8.3	8.0	8.9	8.3
2003	7.8	8.4	8.6	7.5	7.6	7.5	8.1	9.1	8.5	8.3
2004	7.7	8.3	8.5	7.5	8.1	7.5	8.2	8.7	7.7	8.1
2005	8.0	8.6	8.6	8.1	7.9	8.1	8.7	9.1	7.6	8.4
2006	8.2	8.5	9.0	7.7	8.7	7.7	8.4	8.6	8.4	8.4
2007	8.4	8.3	8.4	8.3	8.0	8.3	8.5	8.9	7.9	8.3
2008	8.5	9.1	9.2	8.3	8.5	8.3	8.8	8.7	8.8	8.9
2009	8.3	8.9	9.1	8.1	8.5	8.1	8.8	8.4	8.3	8.7
2010										
2011										
2012										



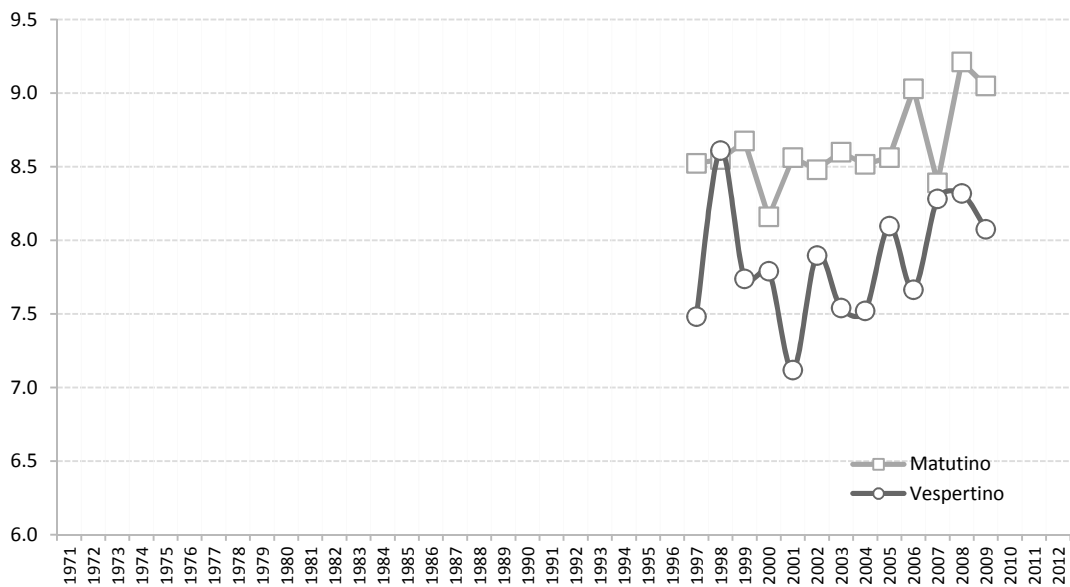
## 1608 Temas Selectos de Filosofía II

Calificación promedio por género



## 1608 Temas Selectos de Filosofía II

Calificación promedio por turno







Universidad Nacional Autónoma de México  
Colegio de Ciencias y Humanidades

## Administración I

### HISTORICO SOCIAL

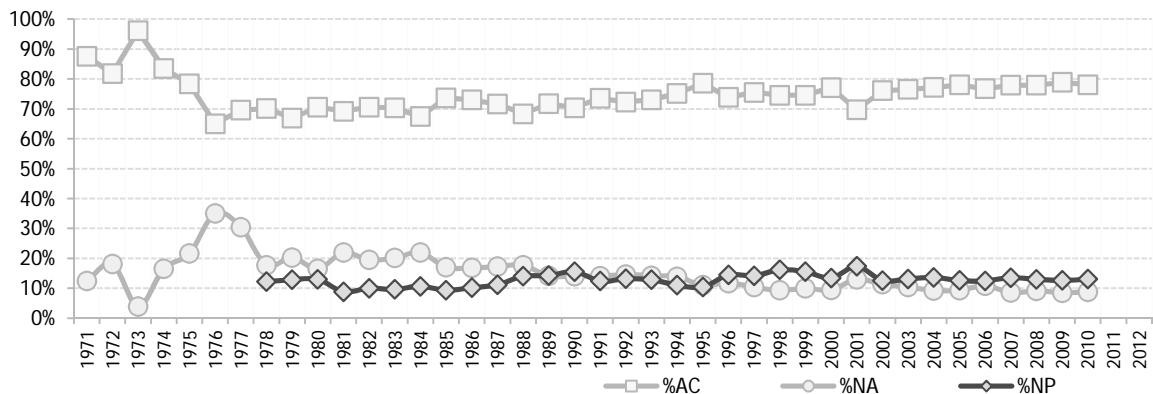
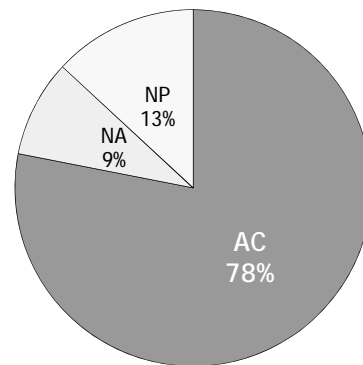
	Asignatura incluida	Plan	Semestre	Creditos	Horas
1509	Administración I	1997	5	8	4
3042	Administración I	1971	5	6	3



Total CCH

Generación	%AC	%NA	%NP
1971	88%	12%	
1972	82%	18%	
1973	96%	4%	
1974	84%	16%	
1975	78%	22%	
1976	65%	35%	
1977	70%	30%	
1978	70%	18%	12%
1979	67%	20%	13%
1980	71%	16%	13%
1981	69%	22%	9%
1982	71%	19%	10%
1983	70%	20%	10%
1984	67%	22%	11%
1985	74%	17%	9%
1986	73%	17%	10%
1987	72%	17%	11%
1988	68%	18%	14%
1989	72%	14%	14%
1990	70%	14%	16%
1991	74%	14%	12%
1992	72%	15%	13%
1993	73%	14%	13%
1994	75%	14%	11%
1995	79%	11%	10%
1996	74%	12%	14%
1997	76%	10%	14%
1998	75%	9%	16%
1999	75%	10%	15%
2000	77%	9%	13%
2001	70%	13%	17%
2002	76%	11%	13%
2003	77%	10%	13%
2004	77%	9%	14%
2005	78%	9%	13%
2006	77%	11%	12%
2007	78%	9%	13%
2008	78%	9%	13%
2009	79%	9%	13%
2010	78%	9%	13%
2011			
2012			

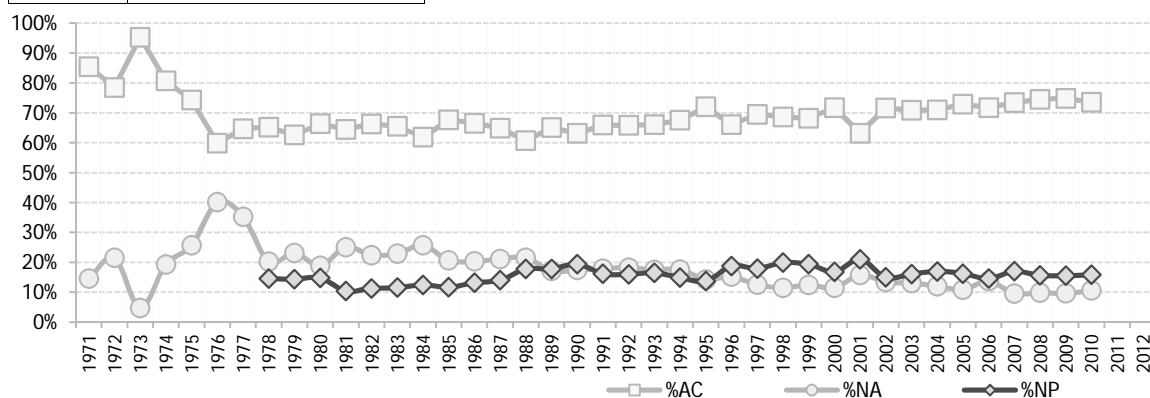
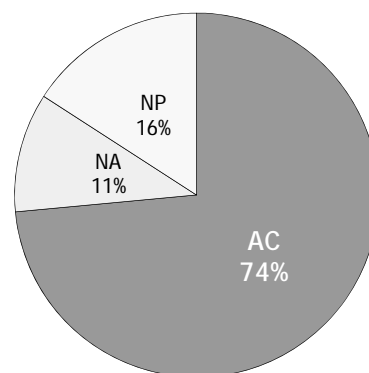
2010



## Hombres

Generación	%AC	%NA	%NP
1971	85%	15%	
1972	79%	21%	
1973	95%	5%	
1974	81%	19%	
1975	74%	26%	
1976	60%	40%	
1977	65%	35%	
1978	65%	20%	15%
1979	63%	23%	14%
1980	66%	19%	15%
1981	65%	25%	10%
1982	66%	22%	11%
1983	66%	23%	12%
1984	62%	26%	12%
1985	68%	21%	12%
1986	67%	20%	13%
1987	65%	21%	14%
1988	61%	22%	18%
1989	65%	17%	18%
1990	63%	17%	19%
1991	66%	18%	16%
1992	66%	18%	16%
1993	66%	17%	16%
1994	68%	18%	15%
1995	72%	14%	14%
1996	66%	15%	19%
1997	70%	13%	18%
1998	69%	11%	20%
1999	68%	12%	19%
2000	72%	11%	17%
2001	63%	16%	21%
2002	72%	13%	15%
2003	71%	13%	16%
2004	71%	12%	17%
2005	73%	11%	16%
2006	72%	14%	15%
2007	73%	10%	17%
2008	75%	10%	16%
2009	75%	10%	16%
2010	74%	11%	16%
2011			
2012			

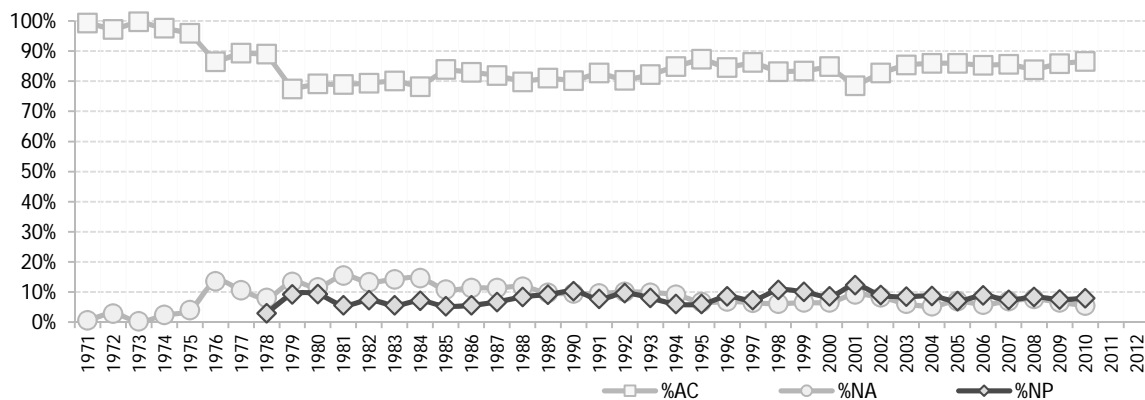
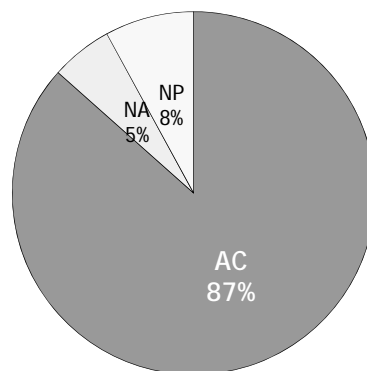
2010



Mujeres

Generación	%AC	%NA	%NP
1971	99%	1%	
1972	97%	3%	
1973	100%	0%	
1974	98%	2%	
1975	96%	4%	
1976	86%	14%	
1977	89%	11%	
1978	89%	8%	3%
1979	77%	13%	9%
1980	79%	12%	9%
1981	79%	15%	6%
1982	79%	13%	7%
1983	80%	14%	6%
1984	78%	15%	7%
1985	84%	11%	5%
1986	83%	11%	6%
1987	82%	11%	7%
1988	80%	12%	8%
1989	81%	10%	9%
1990	80%	10%	10%
1991	83%	10%	8%
1992	80%	10%	10%
1993	82%	10%	8%
1994	85%	9%	6%
1995	87%	7%	6%
1996	85%	7%	9%
1997	86%	6%	7%
1998	83%	6%	11%
1999	83%	7%	10%
2000	85%	7%	9%
2001	78%	9%	12%
2002	83%	8%	9%
2003	85%	6%	8%
2004	86%	5%	9%
2005	86%	7%	7%
2006	85%	6%	9%
2007	86%	7%	7%
2008	84%	8%	8%
2009	86%	7%	8%
2010	87%	5%	8%
2011			
2012			

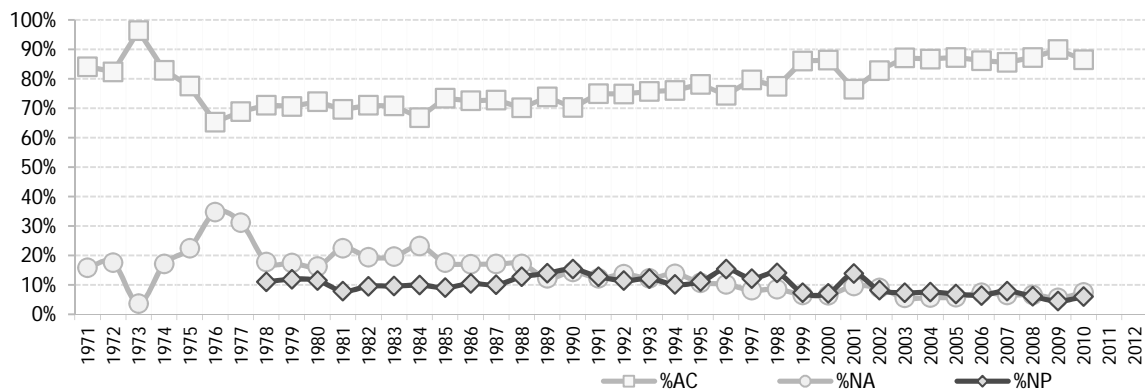
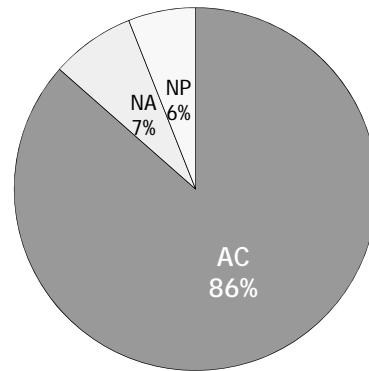
2010



Matutino

Generación	%AC	%NA	%NP
1971	84%	16%	
1972	82%	18%	
1973	96%	4%	
1974	83%	17%	
1975	78%	22%	
1976	65%	35%	
1977	69%	31%	
1978	71%	18%	11%
1979	71%	17%	12%
1980	72%	16%	11%
1981	70%	22%	8%
1982	71%	19%	10%
1983	71%	20%	10%
1984	67%	23%	10%
1985	73%	18%	9%
1986	73%	17%	10%
1987	73%	17%	10%
1988	70%	17%	13%
1989	74%	12%	14%
1990	70%	14%	15%
1991	75%	12%	13%
1992	75%	14%	11%
1993	76%	12%	12%
1994	76%	14%	10%
1995	78%	11%	11%
1996	74%	10%	15%
1997	80%	8%	12%
1998	77%	9%	14%
1999	86%	7%	7%
2000	86%	6%	7%
2001	77%	10%	14%
2002	83%	9%	8%
2003	87%	6%	7%
2004	87%	6%	8%
2005	87%	6%	7%
2006	86%	7%	6%
2007	86%	7%	8%
2008	87%	7%	6%
2009	90%	6%	5%
2010	86%	7%	6%
2011			
2012			

2010

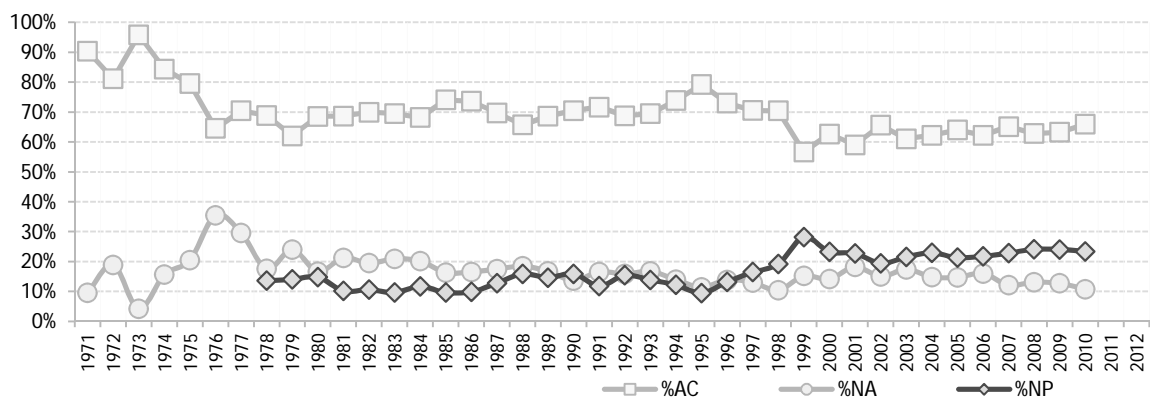
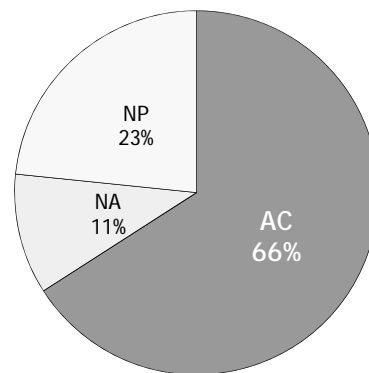




Vespertino

Generación	%AC	%NA	%NP
1971	90%	10%	
1972	81%	19%	
1973	96%	4%	
1974	84%	16%	
1975	80%	20%	
1976	65%	35%	
1977	70%	30%	
1978	69%	18%	14%
1979	62%	24%	14%
1980	69%	17%	15%
1981	69%	21%	10%
1982	70%	19%	11%
1983	70%	21%	10%
1984	68%	20%	12%
1985	74%	16%	10%
1986	74%	17%	10%
1987	70%	17%	13%
1988	66%	18%	16%
1989	69%	17%	15%
1990	70%	14%	16%
1991	72%	17%	12%
1992	69%	16%	15%
1993	69%	17%	14%
1994	74%	14%	12%
1995	79%	11%	9%
1996	73%	14%	13%
1997	71%	13%	16%
1998	70%	10%	19%
1999	57%	15%	28%
2000	63%	14%	23%
2001	59%	18%	23%
2002	66%	15%	19%
2003	61%	17%	22%
2004	62%	15%	23%
2005	64%	15%	21%
2006	62%	16%	22%
2007	65%	12%	23%
2008	63%	13%	24%
2009	63%	13%	24%
2010	66%	11%	23%
2011			
2012			

2010



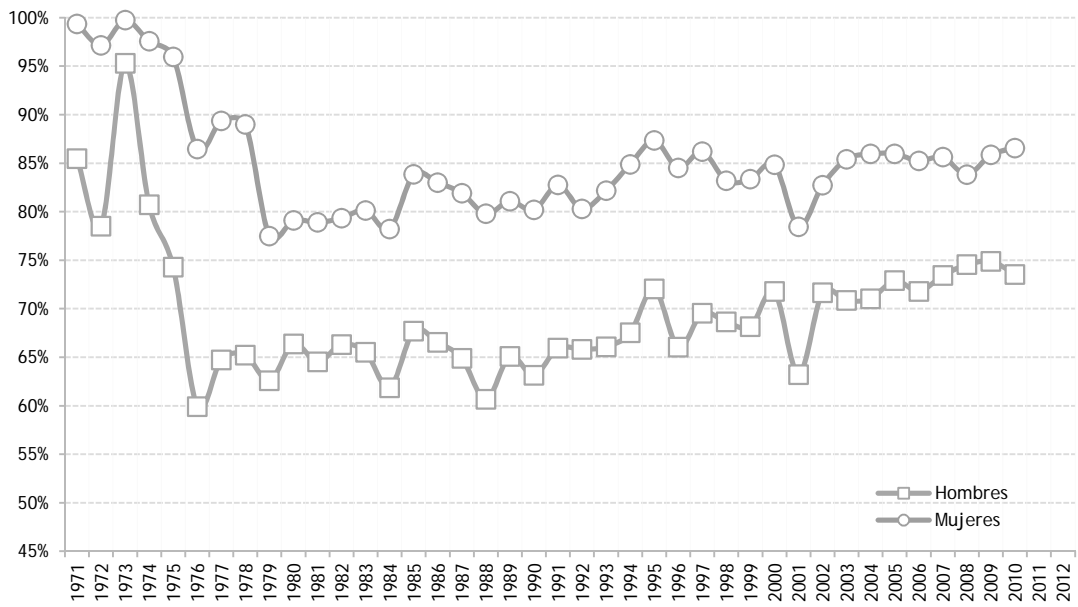
## Administración I

## Acreditación

Generación	Género		Turno		Plantel					CCH
	Hombres	Mujeres	Matutino	Vespertino	Azcapotzalco	Naucalpan	Vallejo	Oriente	Sur	
1971	85%	99%	84%	90%	93%	90%	85%			88%
1972	79%	97%	82%	81%	88%	81%	84%	77%	80%	82%
1973	95%	100%	96%	96%	100%	96%	88%	100%	100%	96%
1974	81%	98%	83%	84%	85%	84%	85%	84%	76%	84%
1975	74%	96%	78%	80%	75%	80%	80%	72%	81%	78%
1976	60%	86%	65%	65%	76%	65%	63%	59%	63%	65%
1977	65%	89%	69%	70%	73%	70%	69%	59%	76%	70%
1978	65%	89%	71%	69%	74%	69%	69%	53%	80%	70%
1979	63%	77%	71%	62%	73%	62%	70%	50%	74%	67%
1980	66%	79%	72%	69%	75%	69%	74%	54%	74%	71%
1981	65%	79%	70%	69%	80%	69%	69%	54%	71%	69%
1982	66%	79%	71%	70%	74%	70%	75%	58%	72%	71%
1983	66%	80%	71%	70%	72%	70%	75%	67%	67%	70%
1984	62%	78%	67%	68%	70%	68%	74%	60%	65%	67%
1985	68%	84%	73%	74%	76%	74%	80%	62%	76%	74%
1986	67%	83%	73%	74%	79%	74%	80%	63%	72%	73%
1987	65%	82%	73%	70%	82%	70%	77%	63%	74%	72%
1988	61%	80%	70%	66%	77%	66%	78%	60%	70%	68%
1989	65%	81%	74%	69%	75%	69%	78%	56%	76%	72%
1990	63%	80%	70%	70%	76%	70%	77%	62%	68%	70%
1991	66%	83%	75%	72%	77%	72%	79%	67%	69%	74%
1992	66%	80%	75%	69%	73%	69%	83%	61%	68%	72%
1993	66%	82%	76%	69%	68%	69%	81%	63%	73%	73%
1994	68%	85%	76%	74%	82%	74%	80%	66%	72%	75%
1995	72%	87%	78%	79%	84%	79%	83%	71%	78%	79%
1996	66%	85%	74%	73%	79%	73%	81%	66%	70%	74%
1997	70%	86%	80%	71%	82%	71%	77%	68%	73%	76%
1998	69%	83%	77%	70%	81%	70%	76%	63%	74%	75%
1999	68%	83%	86%	57%	78%	57%	82%	74%	77%	75%
2000	72%	85%	86%	63%	84%	63%	82%	73%	75%	77%
2001	63%	78%	77%	59%	74%	59%	80%	62%	73%	70%
2002	72%	83%	83%	66%	79%	66%	80%	73%	77%	76%
2003	71%	85%	87%	61%	83%	61%	82%	73%	76%	77%
2004	71%	86%	87%	62%	79%	62%	83%	74%	77%	77%
2005	73%	86%	87%	64%	80%	64%	78%	69%	83%	78%
2006	72%	85%	86%	62%	80%	62%	78%	72%	75%	77%
2007	73%	86%	86%	65%	86%	65%	80%	69%	82%	78%
2008	75%	84%	87%	63%	86%	63%	83%	68%	78%	78%
2009	75%	86%	90%	63%	82%	63%	83%	75%	83%	79%
2010	74%	87%	86%	66%	85%	66%	83%	68%	80%	78%
2011										
2012										

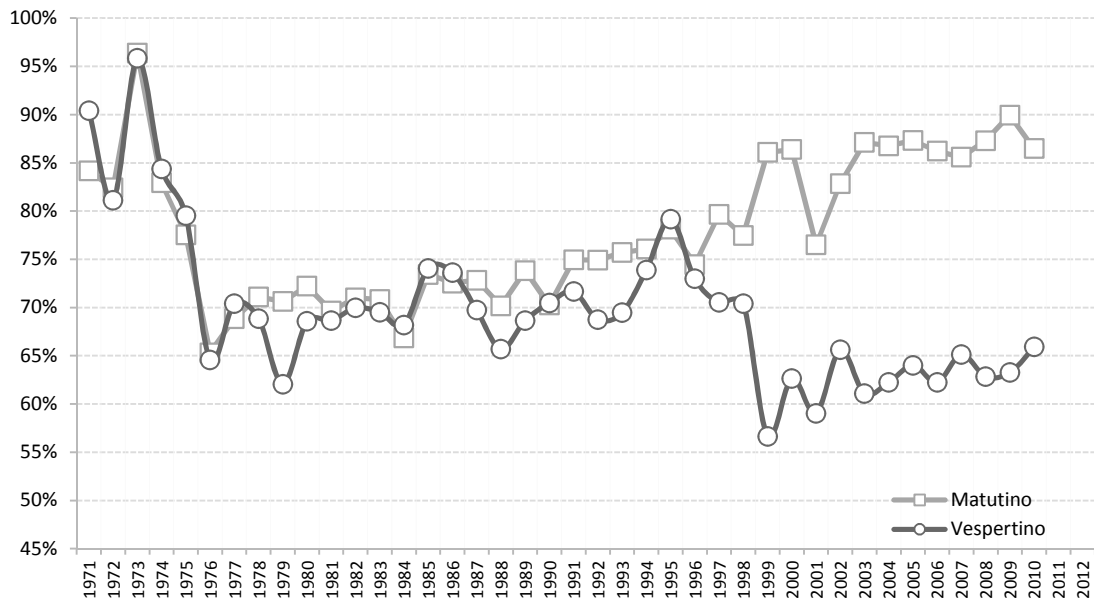
## 1509 Administración I

Acreditación por género



## 1509 Administración I

Acreditación por turno



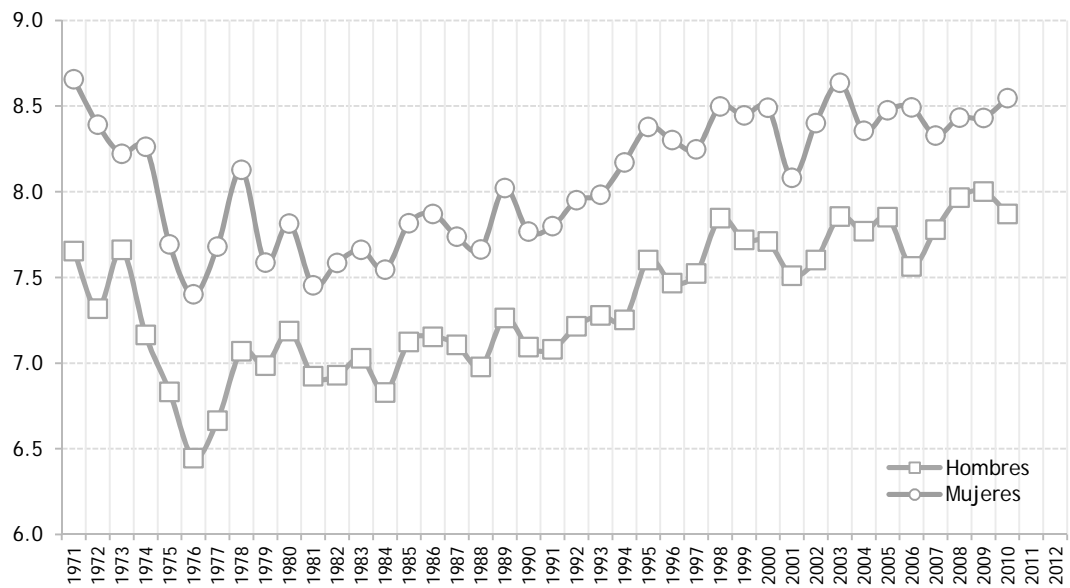
## Administración I

Promedio de Calificaciones

Generación	Género		Turno		Plantel					CCH
	Hombres	Mujeres	Matutino	Vespertino	Azcapotzalco	Naucalpan	Vallejo	Oriente	Sur	
1971	7.7	8.7	7.8	7.8	8.0	7.8	7.8			7.8
1972	7.3	8.4	7.5	7.5	7.7	7.5	7.5	7.1	7.5	7.5
1973	7.7	8.2	7.7	7.9	8.0	7.9	7.7	7.4	7.3	7.8
1974	7.2	8.3	7.3	7.4	7.5	7.4	7.4	7.1	6.9	7.3
1975	6.8	7.7	7.0	6.9	7.2	6.9	7.2	6.6	7.0	7.0
1976	6.4	7.4	6.6	6.6	7.2	6.6	6.6	6.3	6.6	6.6
1977	6.7	7.7	6.8	6.9	7.1	6.9	6.9	6.2	7.2	6.9
1978	7.1	8.1	7.2	7.5	7.4	7.5	7.6	6.5	7.4	7.3
1979	7.0	7.6	7.2	7.1	7.4	7.1	7.8	6.4	7.1	7.2
1980	7.2	7.8	7.4	7.4	7.8	7.4	7.7	6.7	7.3	7.4
1981	6.9	7.5	7.0	7.2	7.9	7.2	7.3	6.4	7.0	7.1
1982	6.9	7.6	7.1	7.2	7.7	7.2	7.2	6.5	7.4	7.2
1983	7.0	7.7	7.2	7.3	7.3	7.3	7.7	6.8	7.3	7.2
1984	6.8	7.5	7.0	7.2	7.2	7.2	7.6	6.7	7.3	7.1
1985	7.1	7.8	7.3	7.5	7.5	7.5	7.8	6.7	7.7	7.4
1986	7.2	7.9	7.5	7.4	7.9	7.4	7.9	6.8	7.4	7.4
1987	7.1	7.7	7.4	7.3	8.1	7.3	7.8	6.7	7.5	7.4
1988	7.0	7.7	7.4	7.1	7.6	7.1	7.9	6.8	7.5	7.3
1989	7.3	8.0	7.7	7.4	7.7	7.4	7.9	6.7	8.2	7.6
1990	7.1	7.8	7.4	7.4	7.5	7.4	8.2	7.0	7.3	7.4
1991	7.1	7.8	7.5	7.3	7.7	7.3	7.7	7.0	7.1	7.4
1992	7.2	8.0	7.7	7.4	7.6	7.4	8.5	7.0	7.3	7.6
1993	7.3	8.0	7.7	7.5	7.7	7.5	8.1	7.1	7.6	7.6
1994	7.3	8.2	7.7	7.6	7.8	7.6	8.0	7.5	7.7	7.7
1995	7.6	8.4	7.9	8.0	8.0	8.0	8.5	7.6	8.2	8.0
1996	7.5	8.3	7.9	7.7	8.1	7.7	7.9	7.5	7.9	7.8
1997	7.5	8.2	8.0	7.6	8.1	7.6	7.7	7.7	8.1	7.8
1998	7.8	8.5	8.2	8.1	8.4	8.1	8.3	7.7	8.4	8.1
1999	7.7	8.4	8.3	7.4	8.4	7.4	8.3	8.2	8.5	8.0
2000	7.7	8.5	8.4	7.4	8.1	7.4	8.2	8.3	8.1	8.0
2001	7.5	8.1	8.1	7.2	7.8	7.2	8.2	7.7	7.8	7.8
2002	7.6	8.4	8.2	7.5	8.3	7.5	8.3	7.5	8.1	7.9
2003	7.9	8.6	8.5	7.6	8.7	7.6	8.4	8.2	8.1	8.2
2004	7.8	8.4	8.2	7.6	8.5	7.6	8.3	8.0	7.8	8.0
2005	7.9	8.5	8.4	7.6	8.3	7.6	8.2	7.9	8.3	8.1
2006	7.6	8.5	8.2	7.5	8.2	7.5	8.3	7.7	7.9	7.9
2007	7.8	8.3	8.2	7.6	8.8	7.6	8.3	7.7	8.1	8.0
2008	8.0	8.4	8.4	7.7	9.3	7.7	8.7	7.5	8.3	8.1
2009	8.0	8.4	8.5	7.7	8.6	7.7	8.5	8.5	8.2	8.2
2010	7.9	8.5	8.3	7.8	8.9	7.8	8.4	7.9	8.3	8.1
2011										
2012										

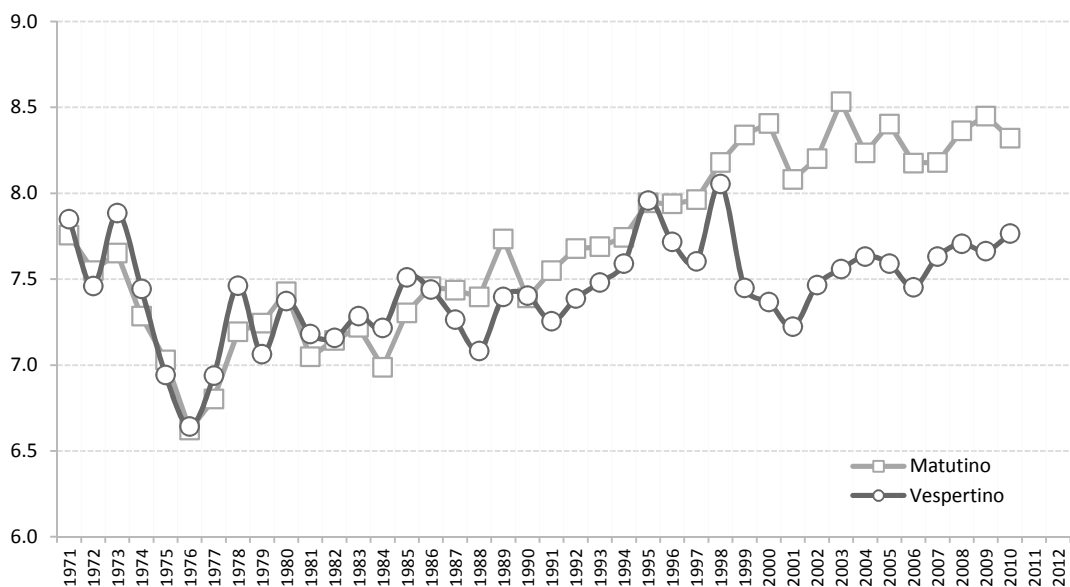
## 1509 Administración I

Calificación promedio por género



## 1509 Administración I

Calificación promedio por turno







Universidad Nacional Autónoma de México  
Colegio de Ciencias y Humanidades

## Administración II

### HISTORICO SOCIAL

	Asignatura incluida	Plan	Semestre	Creditos	Horas
1609	Administración II	1997	6	8	4
3064	Administración II	1971	6	6	3

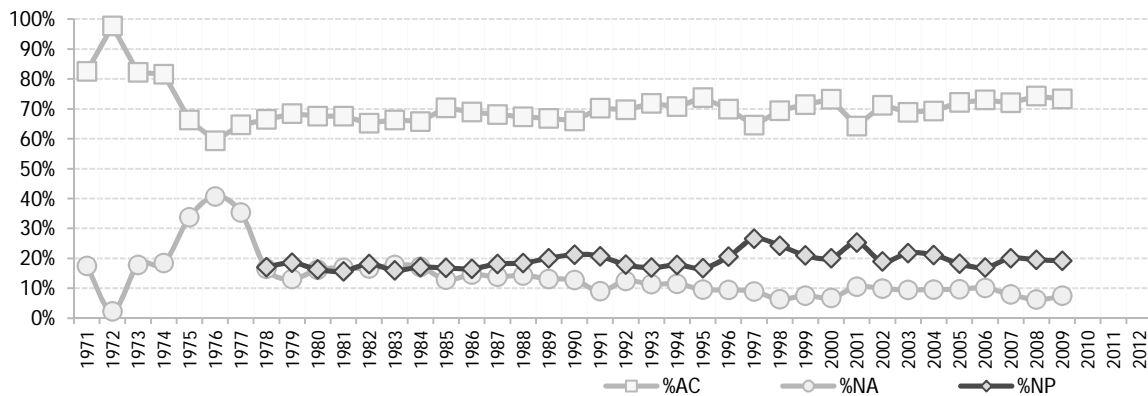
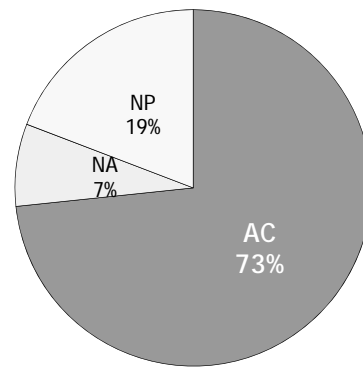




Total CCH

Generación	%AC	%NA	%NP
1971	83%	17%	
1972	98%	2%	
1973	82%	18%	
1974	82%	18%	
1975	66%	34%	
1976	59%	41%	
1977	65%	35%	
1978	66%	17%	17%
1979	68%	13%	19%
1980	68%	16%	16%
1981	68%	17%	16%
1982	65%	17%	18%
1983	66%	18%	16%
1984	66%	17%	17%
1985	70%	13%	17%
1986	69%	15%	17%
1987	68%	14%	18%
1988	67%	14%	18%
1989	67%	13%	20%
1990	66%	13%	21%
1991	70%	9%	21%
1992	70%	12%	18%
1993	72%	11%	17%
1994	71%	11%	18%
1995	74%	10%	17%
1996	70%	9%	21%
1997	65%	9%	27%
1998	69%	6%	24%
1999	71%	8%	21%
2000	73%	7%	20%
2001	64%	10%	25%
2002	71%	10%	19%
2003	69%	9%	22%
2004	69%	10%	21%
2005	72%	10%	18%
2006	73%	10%	17%
2007	72%	8%	20%
2008	74%	6%	20%
2009	73%	7%	19%
2010			
2011			
2012			

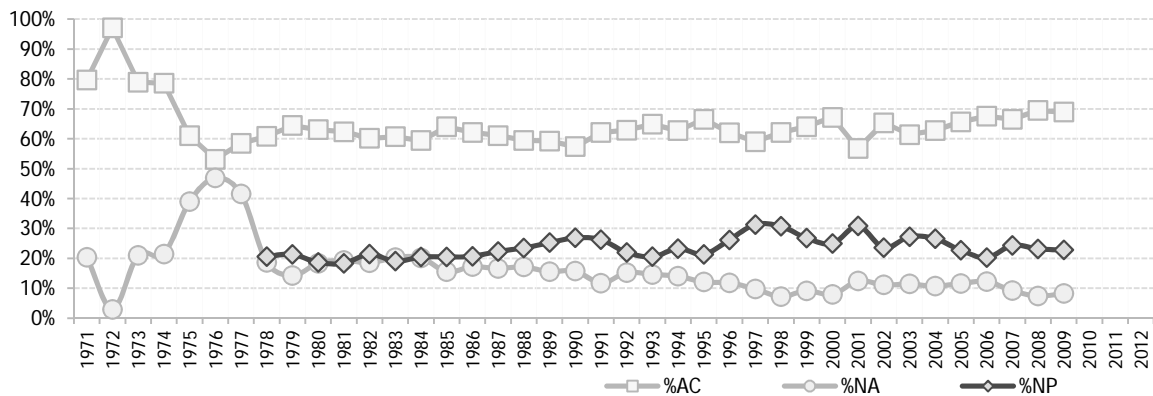
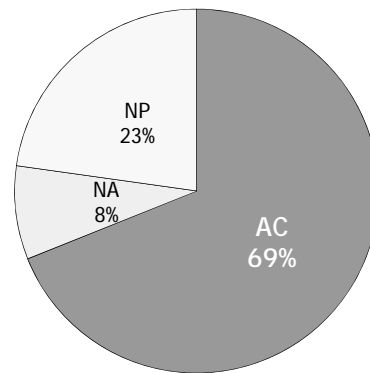
2009



Hombres

Generación	%AC	%NA	%NP
1971	80%	20%	
1972	97%	3%	
1973	79%	21%	
1974	79%	21%	
1975	61%	39%	
1976	53%	47%	
1977	58%	42%	
1978	61%	19%	21%
1979	64%	14%	21%
1980	63%	18%	19%
1981	62%	19%	18%
1982	60%	18%	21%
1983	61%	20%	19%
1984	59%	20%	20%
1985	64%	16%	20%
1986	62%	17%	21%
1987	61%	17%	22%
1988	59%	17%	23%
1989	59%	16%	25%
1990	57%	16%	27%
1991	62%	12%	26%
1992	63%	15%	22%
1993	65%	15%	21%
1994	63%	14%	23%
1995	67%	12%	21%
1996	62%	12%	26%
1997	59%	10%	31%
1998	62%	7%	31%
1999	64%	9%	27%
2000	67%	8%	25%
2001	57%	12%	31%
2002	65%	11%	24%
2003	61%	11%	27%
2004	63%	11%	27%
2005	66%	12%	23%
2006	68%	12%	20%
2007	66%	9%	24%
2008	69%	7%	23%
2009	69%	8%	23%
2010			
2011			
2012			

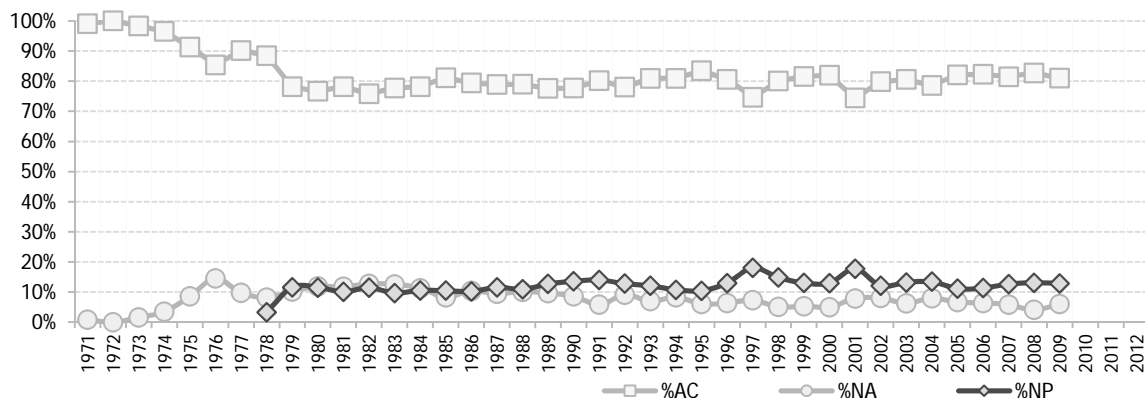
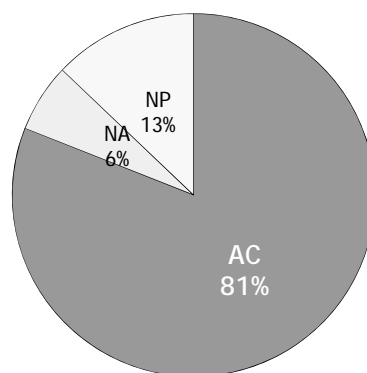
2009



Mujeres

Generación	%AC	%NA	%NP
1971	99%	1%	
1972	100%	0%	
1973	98%	2%	
1974	97%	3%	
1975	91%	9%	
1976	85%	15%	
1977	90%	10%	
1978	88%	8%	3%
1979	78%	10%	12%
1980	77%	12%	12%
1981	78%	12%	10%
1982	76%	13%	11%
1983	78%	13%	10%
1984	78%	11%	11%
1985	81%	8%	11%
1986	79%	10%	10%
1987	79%	9%	12%
1988	79%	10%	11%
1989	78%	10%	13%
1990	78%	9%	14%
1991	80%	6%	14%
1992	78%	9%	13%
1993	81%	7%	12%
1994	81%	8%	11%
1995	83%	6%	10%
1996	81%	6%	13%
1997	75%	7%	18%
1998	80%	5%	15%
1999	82%	5%	13%
2000	82%	5%	13%
2001	74%	8%	18%
2002	80%	8%	12%
2003	81%	6%	13%
2004	79%	8%	13%
2005	82%	7%	11%
2006	82%	6%	11%
2007	82%	6%	13%
2008	83%	4%	13%
2009	81%	6%	13%
2010			
2011			
2012			

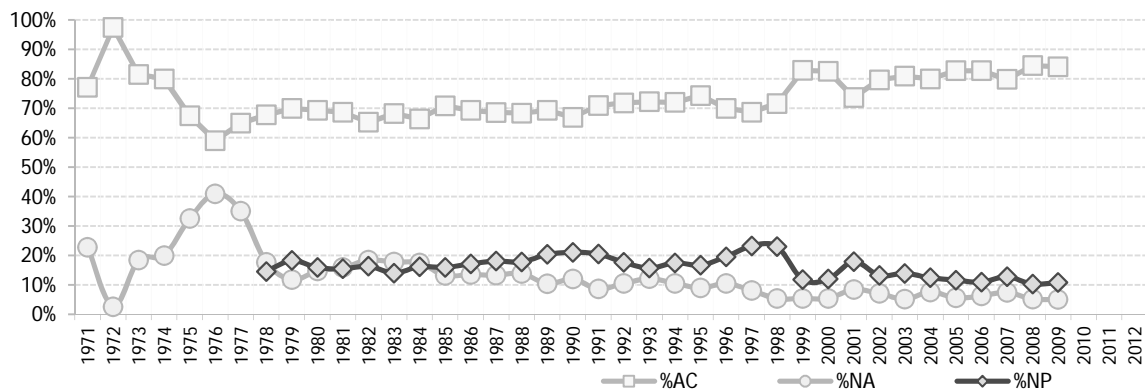
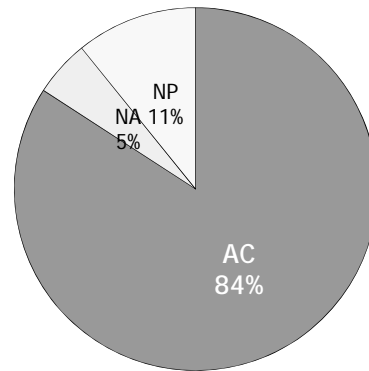
2009



Matutino

Generación	%AC	%NA	%NP
1971	77%	23%	
1972	97%	3%	
1973	82%	18%	
1974	80%	20%	
1975	67%	33%	
1976	59%	41%	
1977	65%	35%	
1978	68%	18%	15%
1979	70%	12%	18%
1980	69%	15%	16%
1981	69%	16%	15%
1982	65%	18%	16%
1983	68%	18%	14%
1984	66%	17%	16%
1985	71%	13%	16%
1986	69%	14%	17%
1987	69%	13%	18%
1988	68%	14%	18%
1989	69%	10%	20%
1990	67%	12%	21%
1991	71%	9%	20%
1992	72%	11%	18%
1993	72%	12%	16%
1994	72%	11%	17%
1995	74%	9%	17%
1996	70%	10%	20%
1997	69%	8%	23%
1998	72%	5%	23%
1999	83%	5%	12%
2000	83%	5%	12%
2001	74%	8%	18%
2002	80%	7%	13%
2003	81%	5%	14%
2004	80%	8%	12%
2005	83%	6%	12%
2006	83%	6%	11%
2007	80%	7%	13%
2008	85%	5%	10%
2009	84%	5%	11%
2010			
2011			
2012			

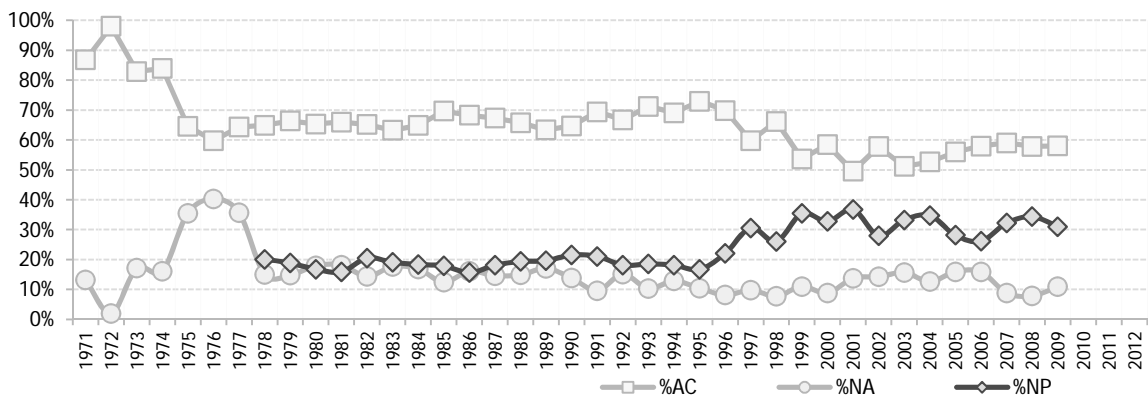
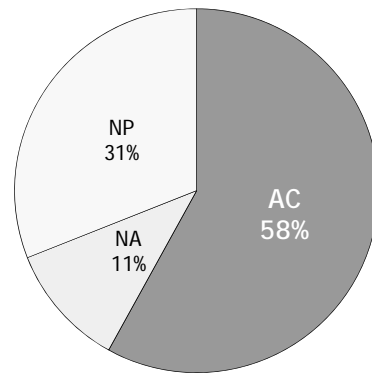
2009



Vespertino

Generación	%AC	%NA	%NP
1971	87%	13%	
1972	98%	2%	
1973	83%	17%	
1974	84%	16%	
1975	65%	35%	
1976	60%	40%	
1977	64%	36%	
1978	65%	15%	20%
1979	66%	15%	19%
1980	65%	18%	17%
1981	66%	18%	16%
1982	65%	14%	21%
1983	63%	18%	19%
1984	65%	17%	18%
1985	70%	12%	18%
1986	68%	16%	16%
1987	67%	15%	18%
1988	66%	15%	19%
1989	63%	17%	20%
1990	65%	14%	21%
1991	69%	10%	21%
1992	67%	15%	18%
1993	71%	10%	19%
1994	69%	13%	18%
1995	73%	10%	17%
1996	70%	8%	22%
1997	60%	10%	31%
1998	66%	8%	26%
1999	54%	11%	35%
2000	58%	9%	33%
2001	50%	14%	37%
2002	58%	14%	28%
2003	51%	16%	33%
2004	53%	13%	35%
2005	56%	16%	28%
2006	58%	16%	26%
2007	59%	9%	32%
2008	58%	8%	34%
2009	58%	11%	31%
2010			
2011			
2012			

2009



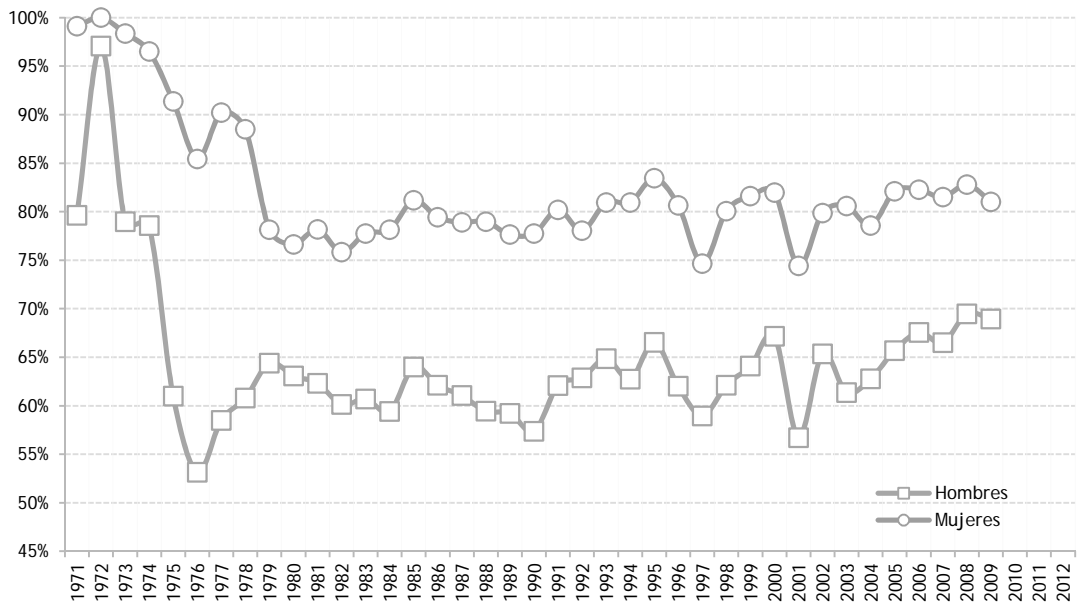
## Administración II

## Acreditación

Generación	Género		Turno		Plantel					CCH
	Hombres	Mujeres	Matutino	Vespertino	Azcapotzalco	Naucalpan	Vallejo	Oriente	Sur	
1971	80%	99%	77%	87%	88%	87%	79%			83%
1972	97%	100%	97%	98%	100%	98%	94%	100%	100%	98%
1973	79%	98%	82%	83%	88%	83%	85%	66%	81%	82%
1974	79%	97%	80%	84%	86%	84%	82%	80%	79%	82%
1975	61%	91%	67%	65%	70%	65%	72%	49%	71%	66%
1976	53%	85%	59%	60%	72%	60%	61%	47%	63%	59%
1977	58%	90%	65%	64%	69%	64%	66%	53%	75%	65%
1978	61%	88%	68%	65%	70%	65%	66%	53%	72%	66%
1979	64%	78%	70%	66%	73%	66%	69%	55%	80%	68%
1980	63%	77%	69%	65%	69%	65%	71%	56%	72%	68%
1981	62%	78%	69%	66%	73%	66%	67%	58%	70%	68%
1982	60%	76%	65%	65%	66%	65%	70%	55%	73%	65%
1983	61%	78%	68%	63%	69%	63%	70%	60%	72%	66%
1984	59%	78%	66%	65%	68%	65%	70%	53%	75%	66%
1985	64%	81%	71%	70%	74%	70%	75%	63%	74%	70%
1986	62%	79%	69%	68%	72%	68%	75%	59%	75%	69%
1987	61%	79%	69%	67%	78%	67%	73%	61%	73%	68%
1988	59%	79%	68%	66%	73%	66%	72%	56%	74%	67%
1989	59%	78%	69%	63%	67%	63%	73%	58%	71%	67%
1990	57%	78%	67%	65%	69%	65%	72%	54%	67%	66%
1991	62%	80%	71%	69%	76%	69%	76%	56%	72%	70%
1992	63%	78%	72%	67%	69%	67%	80%	58%	70%	70%
1993	65%	81%	72%	71%	70%	71%	78%	63%	70%	72%
1994	63%	81%	72%	69%	76%	69%	75%	62%	69%	71%
1995	67%	83%	74%	73%	80%	73%	79%	62%	77%	74%
1996	62%	81%	70%	70%	71%	70%	76%	62%	70%	70%
1997	59%	75%	69%	60%	74%	60%	66%	49%	66%	65%
1998	62%	80%	72%	66%	74%	66%	67%	63%	72%	69%
1999	64%	82%	83%	54%	74%	54%	75%	70%	72%	71%
2000	67%	82%	83%	58%	79%	58%	79%	69%	68%	73%
2001	57%	74%	74%	50%	66%	50%	72%	62%	69%	64%
2002	65%	80%	80%	58%	72%	58%	77%	70%	72%	71%
2003	61%	81%	81%	51%	76%	51%	73%	62%	73%	69%
2004	63%	79%	80%	53%	70%	53%	73%	66%	76%	69%
2005	66%	82%	83%	56%	72%	56%	70%	66%	80%	72%
2006	68%	82%	83%	58%	74%	58%	74%	68%	78%	73%
2007	66%	82%	80%	59%	78%	59%	74%	62%	77%	72%
2008	69%	83%	85%	58%	81%	58%	77%	68%	74%	74%
2009	69%	81%	84%	58%	77%	58%	75%	69%	76%	73%
2010										
2011										
2012										

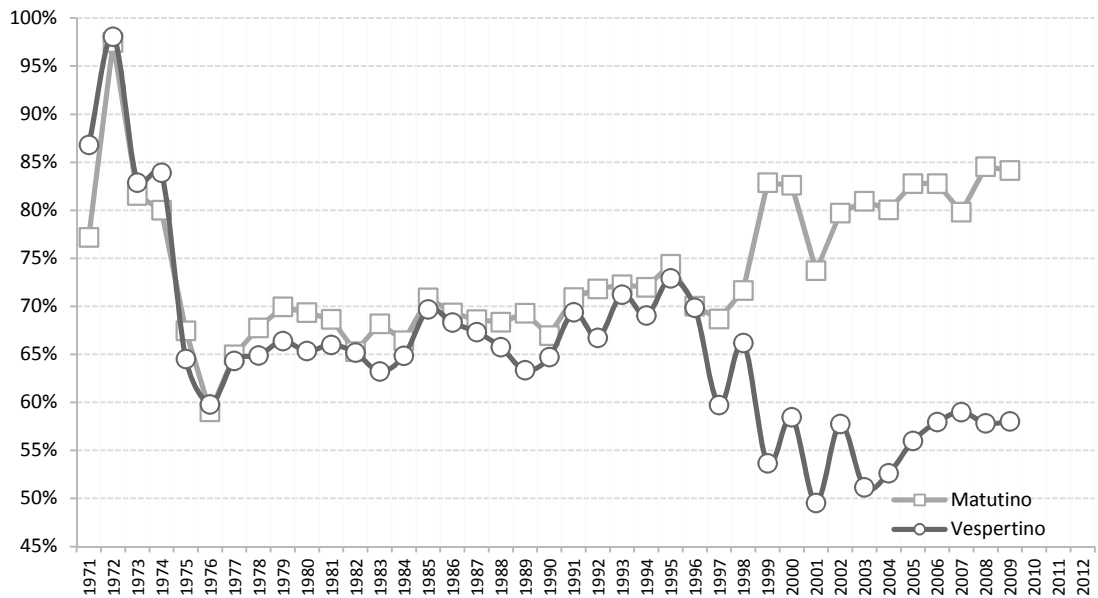
## 1609 Administración II

Acreditación por género



## 1609 Administración II

Acreditación por turno



## Administración II

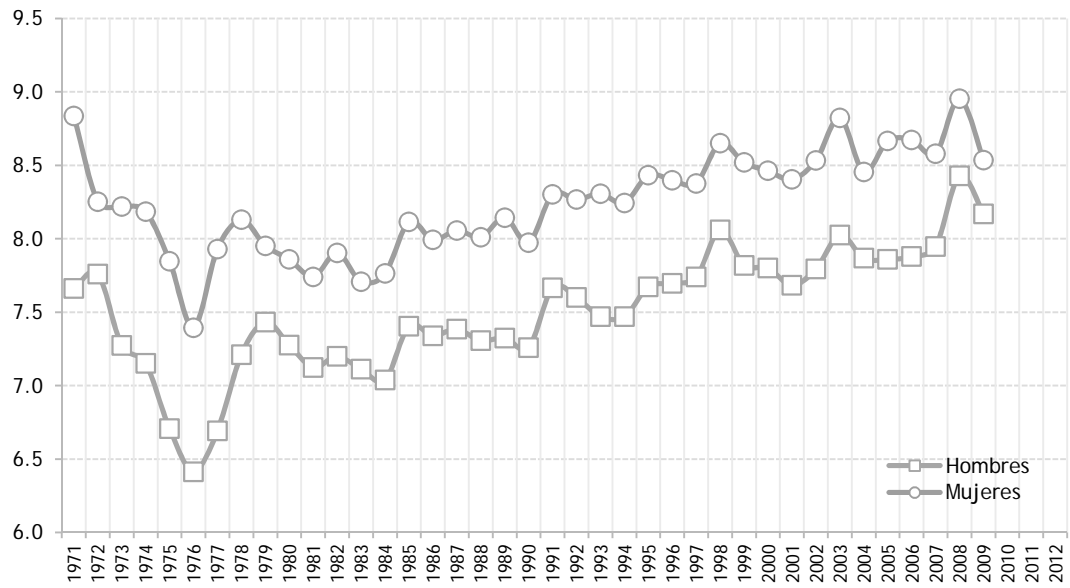
Promedio de Calificaciones

Generación	Género		Turno		Plantel					CCH
	Hombres	Mujeres	Matutino	Vespertino	Azcapotzalco	Naucalpan	Vallejo	Oriente	Sur	
1971	7.7	8.8	7.5	8.1	8.0	8.1	7.6			7.8
1972	7.8	8.3	7.9	7.9	8.0	7.9	7.7	7.6	8.0	7.9
1973	7.3	8.2	7.4	7.5	7.7	7.5	7.7	6.6	7.1	7.4
1974	7.2	8.2	7.1	7.7	7.6	7.7	7.1	7.2	7.5	7.3
1975	6.7	7.8	6.9	6.9	7.2	6.9	7.2	6.2	7.3	6.9
1976	6.4	7.4	6.6	6.6	7.1	6.6	6.8	6.0	6.9	6.6
1977	6.7	7.9	6.9	6.9	7.1	6.9	7.1	6.3	7.4	6.9
1978	7.2	8.1	7.3	7.6	7.6	7.6	8.1	6.7	7.1	7.4
1979	7.4	8.0	7.6	7.6	7.7	7.6	8.2	6.8	8.1	7.6
1980	7.3	7.9	7.5	7.4	7.9	7.4	7.8	6.7	7.7	7.5
1981	7.1	7.7	7.3	7.4	7.9	7.4	7.6	6.9	7.4	7.3
1982	7.2	7.9	7.4	7.5	7.8	7.5	7.8	6.9	7.9	7.4
1983	7.1	7.7	7.2	7.5	7.6	7.5	7.8	6.7	7.7	7.3
1984	7.0	7.8	7.3	7.3	7.8	7.3	7.6	6.6	7.7	7.3
1985	7.4	8.1	7.7	7.7	8.2	7.7	8.0	7.3	7.7	7.7
1986	7.3	8.0	7.7	7.5	8.1	7.5	7.9	7.0	7.7	7.6
1987	7.4	8.1	7.7	7.6	8.2	7.6	8.0	7.0	8.1	7.7
1988	7.3	8.0	7.8	7.4	8.0	7.4	7.9	6.8	8.3	7.6
1989	7.3	8.1	7.8	7.5	7.7	7.5	8.0	7.2	8.0	7.7
1990	7.3	8.0	7.7	7.5	8.0	7.5	8.1	6.9	7.6	7.6
1991	7.7	8.3	8.0	8.0	8.4	8.0	8.3	7.0	8.0	8.0
1992	7.6	8.3	8.1	7.7	8.2	7.7	8.6	7.2	7.9	7.9
1993	7.5	8.3	7.8	7.9	8.0	7.9	8.3	7.7	7.7	7.9
1994	7.5	8.2	8.0	7.7	8.0	7.7	8.2	7.6	7.8	7.8
1995	7.7	8.4	8.0	8.1	8.2	8.1	8.6	7.3	8.3	8.0
1996	7.7	8.4	8.0	8.1	8.2	8.1	8.1	7.7	8.2	8.0
1997	7.7	8.4	8.2	7.8	8.3	7.8	8.1	7.5	8.1	8.0
1998	8.1	8.7	8.3	8.3	8.7	8.3	8.5	8.1	8.8	8.3
1999	7.8	8.5	8.4	7.6	8.5	7.6	8.1	8.2	8.2	8.1
2000	7.8	8.5	8.3	7.7	8.4	7.7	8.6	8.1	7.8	8.1
2001	7.7	8.4	8.3	7.5	8.3	7.5	8.7	7.6	8.1	8.0
2002	7.8	8.5	8.4	7.5	8.1	7.5	8.4	8.0	8.2	8.1
2003	8.0	8.8	8.7	7.7	8.6	7.7	8.6	8.4	8.4	8.4
2004	7.9	8.5	8.4	7.6	8.6	7.6	8.2	8.1	8.1	8.1
2005	7.9	8.7	8.6	7.5	8.5	7.5	8.5	7.8	8.2	8.2
2006	7.9	8.7	8.5	7.6	8.6	7.6	8.5	8.0	8.3	8.2
2007	7.9	8.6	8.3	7.9	8.7	7.9	8.5	7.5	8.3	8.2
2008	8.4	9.0	8.9	8.1	9.5	8.1	8.9	8.3	8.7	8.6
2009	8.2	8.5	8.5	7.9	8.9	7.9	8.7	8.2	7.9	8.3
2010										
2011										
2012										



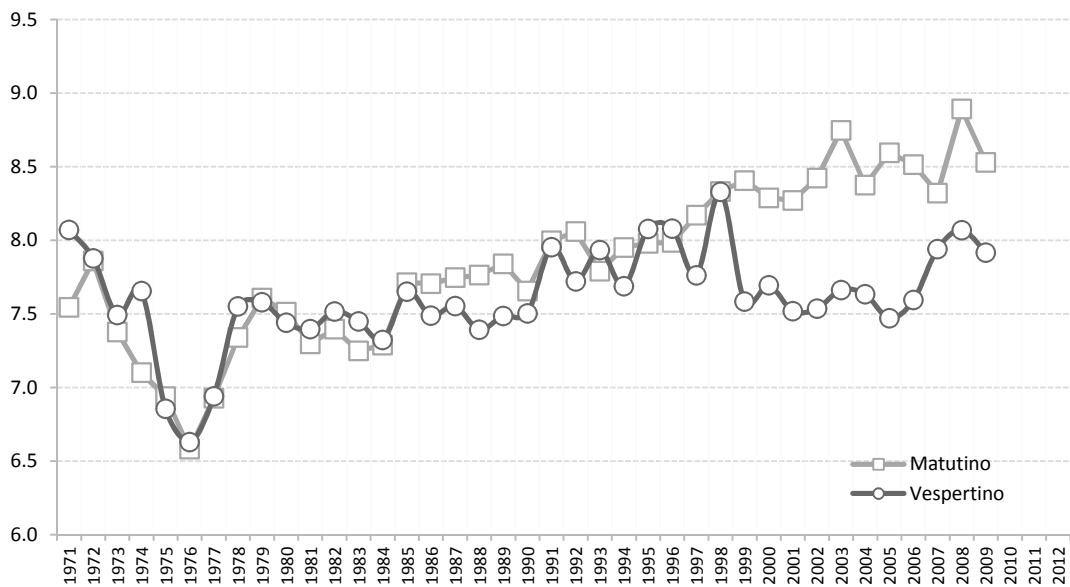
## 1609 Administración II

Calificación promedio por género



## 1609 Administración II

Calificación promedio por turno







Universidad Nacional Autónoma de México  
Colegio de Ciencias y Humanidades

## Antropología I

### HISTORICO SOCIAL

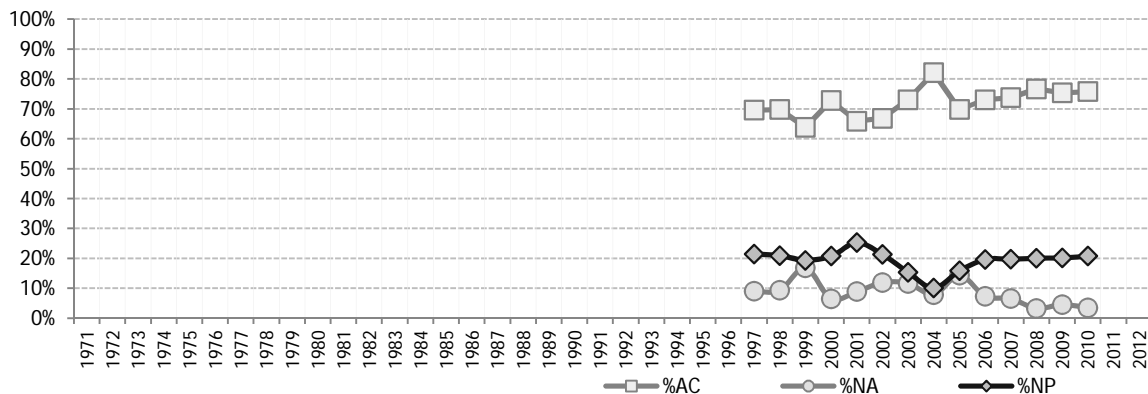
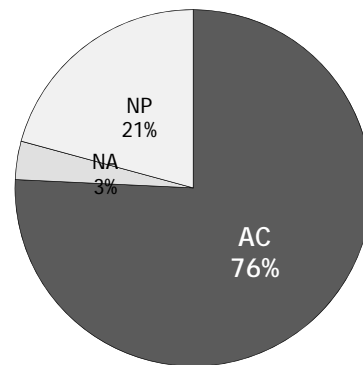
	Asignatura incluida	Plan	Semestre	Creditos	Horas
1510	Antropología I	1997	5	8	4



Total CCH

Generación	%AC	%NA	%NP
1971			
1972			
1973			
1974			
1975			
1976			
1977			
1978			
1979			
1980			
1981			
1982			
1983			
1984			
1985			
1986			
1987			
1988			
1989			
1990			
1991			
1992			
1993			
1994			
1995			
1996			
1997	70%	9%	21%
1998	70%	9%	21%
1999	64%	17%	19%
2000	73%	6%	21%
2001	66%	9%	25%
2002	67%	12%	21%
2003	73%	12%	15%
2004	82%	8%	10%
2005	70%	14%	16%
2006	73%	7%	20%
2007	74%	7%	20%
2008	77%	3%	20%
2009	75%	5%	20%
2010	76%	3%	21%
2011			
2012			

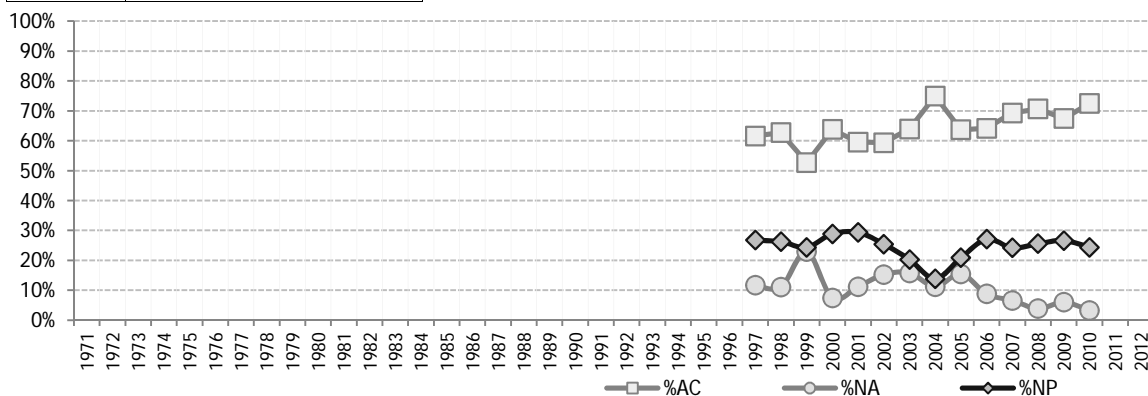
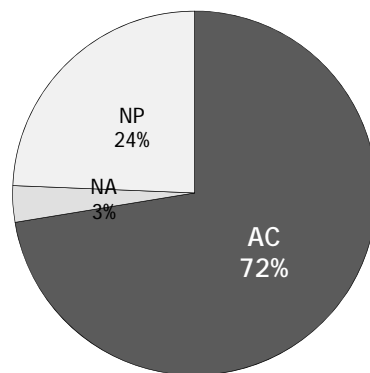
2010



Hombres

Generación	%AC	%NA	%NP
1971			
1972			
1973			
1974			
1975			
1976			
1977			
1978			
1979			
1980			
1981			
1982			
1983			
1984			
1985			
1986			
1987			
1988			
1989			
1990			
1991			
1992			
1993			
1994			
1995			
1996			
1997	62%	12%	27%
1998	63%	11%	26%
1999	53%	23%	24%
2000	64%	7%	29%
2001	60%	11%	29%
2002	59%	15%	25%
2003	64%	16%	20%
2004	75%	11%	14%
2005	64%	15%	21%
2006	64%	9%	27%
2007	69%	7%	24%
2008	71%	4%	26%
2009	67%	6%	27%
2010	72%	3%	24%
2011			
2012			

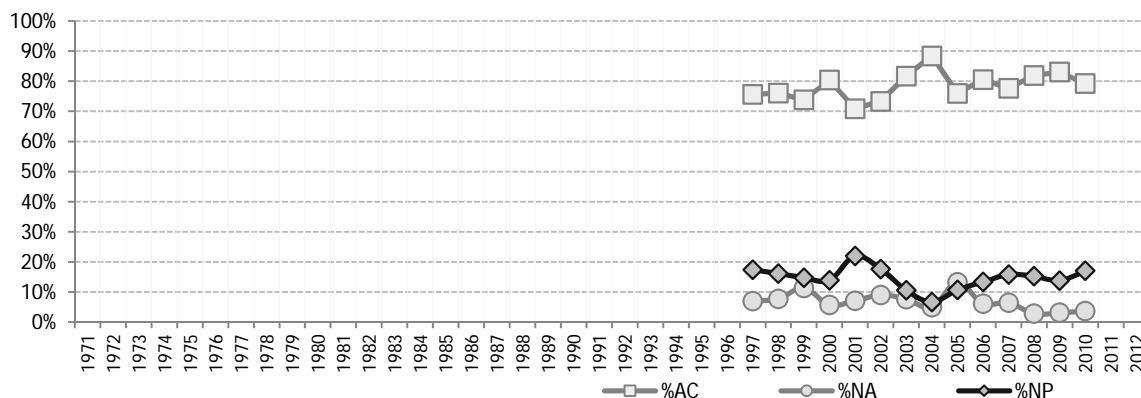
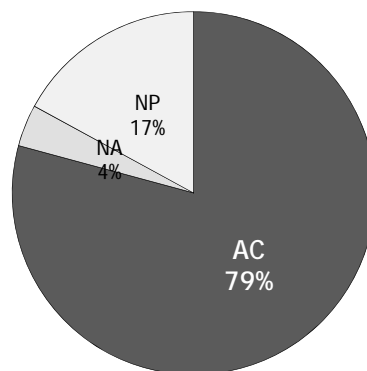
2010



Mujeres

Generación	%AC	%NA	%NP
1971			
1972			
1973			
1974			
1975			
1976			
1977			
1978			
1979			
1980			
1981			
1982			
1983			
1984			
1985			
1986			
1987			
1988			
1989			
1990			
1991			
1992			
1993			
1994			
1995			
1996			
1997	76%	7%	17%
1998	76%	8%	16%
1999	74%	11%	15%
2000	80%	6%	14%
2001	71%	7%	22%
2002	73%	9%	18%
2003	82%	8%	11%
2004	88%	5%	7%
2005	76%	13%	11%
2006	81%	6%	13%
2007	78%	7%	16%
2008	82%	3%	15%
2009	83%	3%	14%
2010	79%	4%	17%
2011			
2012			

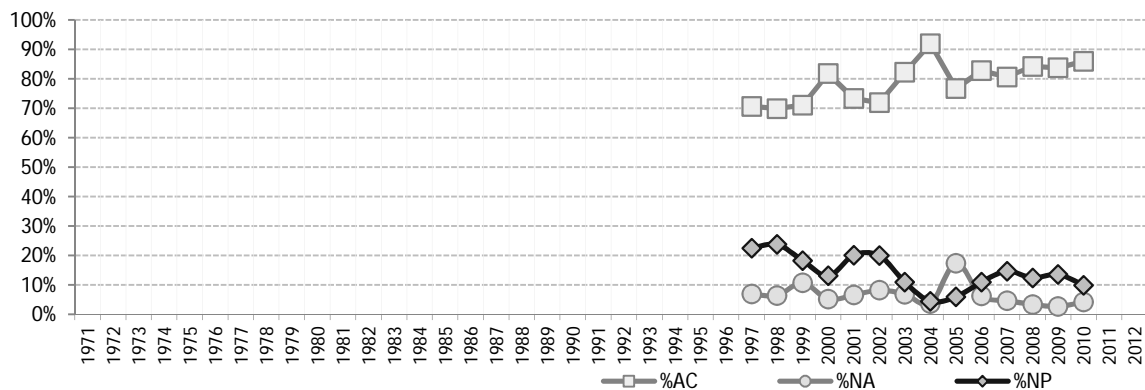
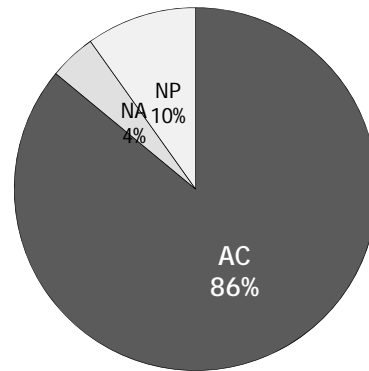
2010



Matutino

Generación	%AC	%NA	%NP
1971			
1972			
1973			
1974			
1975			
1976			
1977			
1978			
1979			
1980			
1981			
1982			
1983			
1984			
1985			
1986			
1987			
1988			
1989			
1990			
1991			
1992			
1993			
1994			
1995			
1996			
1997	71%	7%	22%
1998	70%	6%	24%
1999	71%	11%	18%
2000	82%	5%	13%
2001	73%	7%	20%
2002	72%	8%	20%
2003	82%	7%	11%
2004	92%	4%	4%
2005	77%	17%	6%
2006	83%	6%	11%
2007	81%	5%	15%
2008	84%	3%	12%
2009	84%	3%	14%
2010	86%	4%	10%
2011			
2012			

2010

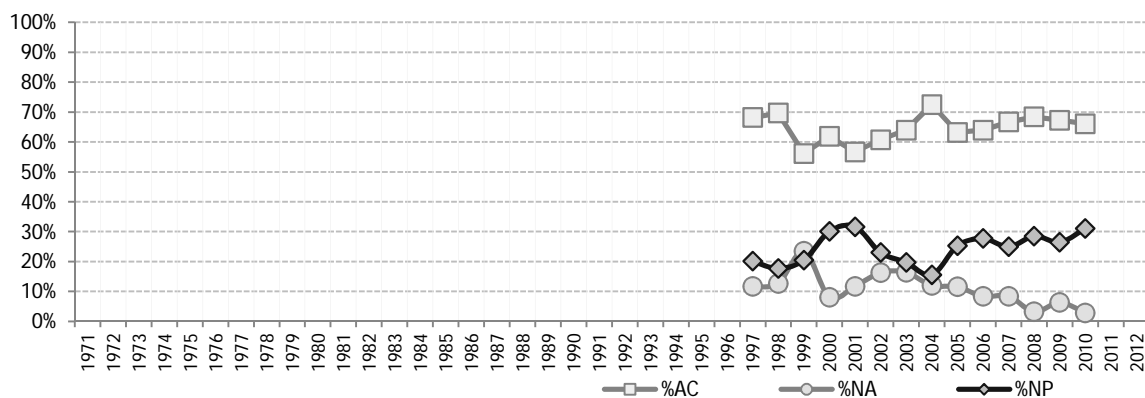
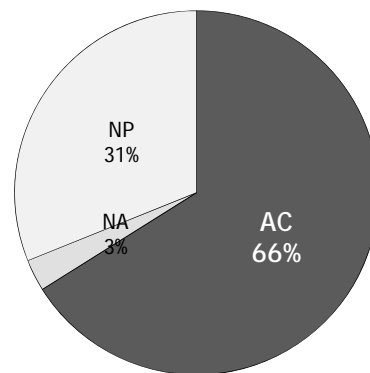




Vespertino

Generación	%AC	%NA	%NP
1971			
1972			
1973			
1974			
1975			
1976			
1977			
1978			
1979			
1980			
1981			
1982			
1983			
1984			
1985			
1986			
1987			
1988			
1989			
1990			
1991			
1992			
1993			
1994			
1995			
1996			
1997	68%	12%	20%
1998	70%	13%	18%
1999	56%	23%	20%
2000	62%	8%	30%
2001	57%	12%	32%
2002	61%	16%	23%
2003	64%	16%	20%
2004	73%	12%	16%
2005	63%	12%	25%
2006	64%	8%	28%
2007	67%	8%	25%
2008	68%	3%	28%
2009	67%	6%	26%
2010	66%	3%	31%
2011			
2012			

2010



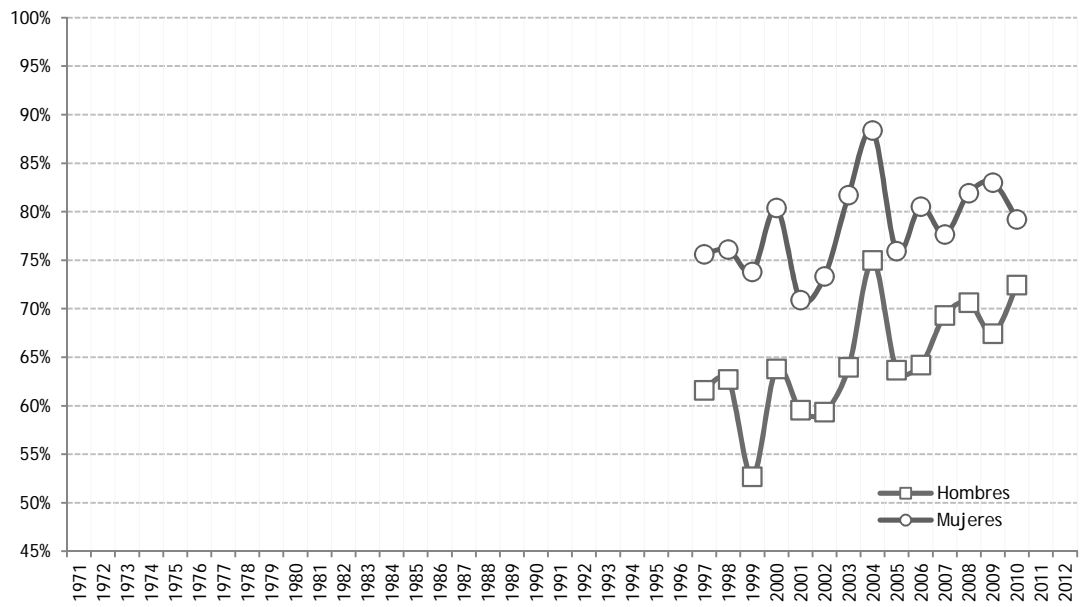
## Antropología I

## Acreditación

Generación	Género		Turno		Plantel					CCH
	Hombres	Mujeres	Matutino	Vespertino	Azcapotzalco	Naucalpan	Vallejo	Oriente	Sur	
1971										
1972										
1973										
1974										
1975										
1976										
1977										
1978										
1979										
1980										
1981										
1982										
1983										
1984										
1985										
1986										
1987										
1988										
1989										
1990										
1991										
1992										
1993										
1994										
1995										
1996										
1997	62%	76%	71%	68%	67%	68%	69%	57%	80%	70%
1998	63%	76%	70%	70%	73%	70%	65%	70%	69%	70%
1999	53%	74%	71%	56%	57%	56%	66%	62%	62%	64%
2000	64%	80%	82%	62%	81%	62%	68%	75%	70%	73%
2001	60%	71%	73%	57%	71%	57%	54%	67%	69%	66%
2002	59%	73%	72%	61%	78%	61%	51%	72%	68%	67%
2003	64%	82%	82%	64%	81%	64%	74%	68%	71%	73%
2004	75%	88%	92%	73%	89%	73%	80%	77%	79%	82%
2005	64%	76%	77%	63%	80%	63%	51%	74%	81%	70%
2006	64%	81%	83%	64%	82%	64%	61%	68%	81%	73%
2007	69%	78%	81%	67%	78%	67%	66%	77%	74%	74%
2008	71%	82%	84%	68%	84%	68%	73%	74%	76%	77%
2009	67%	83%	84%	67%	85%	67%	68%	76%	73%	75%
2010	72%	79%	86%	66%	83%	66%	70%	71%	75%	76%
2011										
2012										

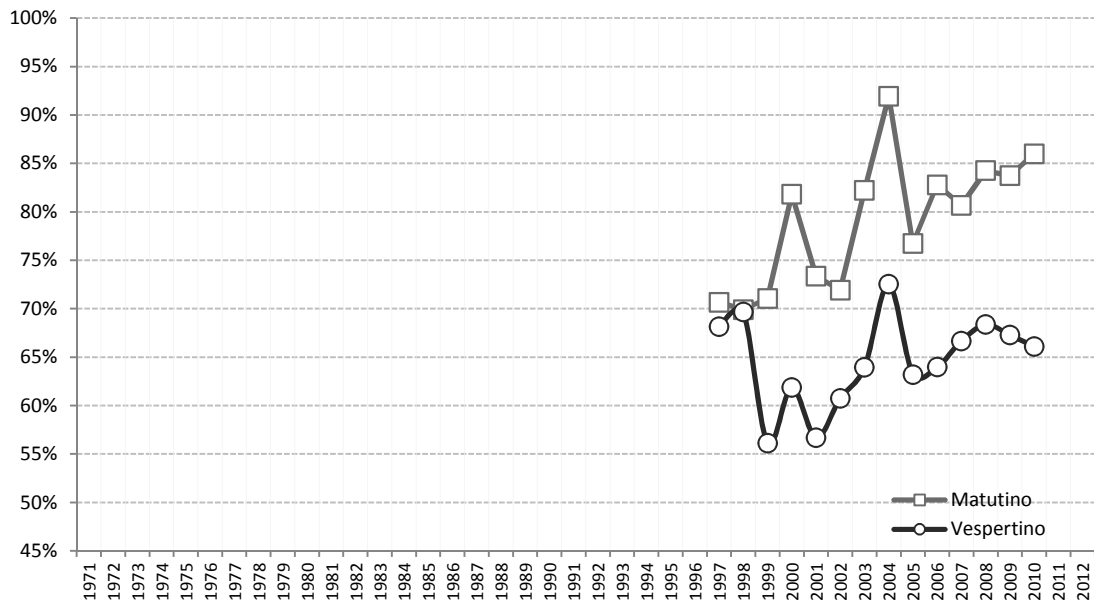
## 1510 Antropología I

Acreditación por género



## 1510 Antropología I

Acreditación por turno



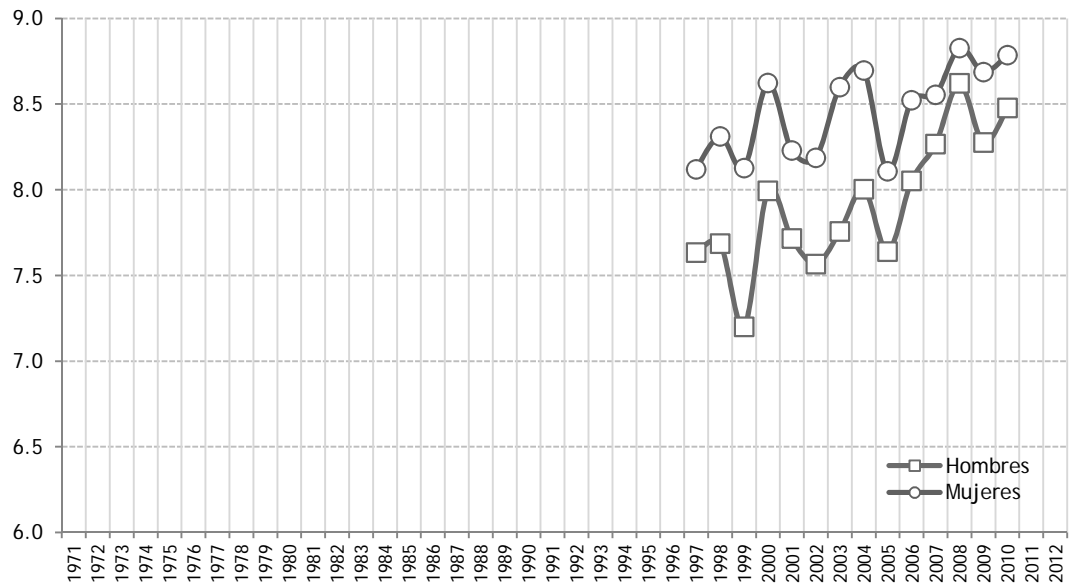
# Antropología I

Promedio de Calificaciones

Generación	Género		Turno		Plantel					CCH
	Hombres	Mujeres	Matutino	Vespertino	Azacapoztalco	Naucalpan	Vallejo	Oriente	Sur	
1971										
1972										
1973										
1974										
1975										
1976										
1977										
1978										
1979										
1980										
1981										
1982										
1983										
1984										
1985										
1986										
1987										
1988										
1989										
1990										
1991										
1992										
1993										
1994										
1995										
1996										
1997	7.6	8.1	8.0	7.8	7.2	7.8	8.2	8.2	8.3	7.9
1998	7.7	8.3	8.0	8.0	7.7	8.0	7.8	8.6	8.2	8.0
1999	7.2	8.1	8.1	7.3	6.7	7.3	7.4	8.1	8.0	7.7
2000	8.0	8.6	8.7	7.9	8.6	7.9	8.1	8.3	8.3	8.4
2001	7.7	8.2	8.2	7.7	8.7	7.7	6.8	7.9	8.3	8.0
2002	7.6	8.2	8.3	7.5	8.1	7.5	7.7	7.9	8.0	7.9
2003	7.8	8.6	8.7	7.7	8.3	7.7	8.5	8.0	7.9	8.2
2004	8.0	8.7	8.9	7.8	8.6	7.8	8.8	8.2	7.9	8.4
2005	7.6	8.1	8.0	7.8	8.0	7.8	7.0	8.5	7.9	7.9
2006	8.1	8.5	8.6	8.0	8.4	8.0	8.0	8.2	8.4	8.3
2007	8.3	8.6	8.6	8.2	8.1	8.2	7.9	9.4	8.2	8.4
2008	8.6	8.8	8.9	8.5	8.7	8.5	8.4	9.3	8.2	8.7
2009	8.3	8.7	8.8	8.2	8.7	8.2	7.8	9.5	7.8	8.5
2010	8.5	8.8	8.8	8.5	8.5	8.5	8.3	9.3	7.9	8.6
2011										
2012										

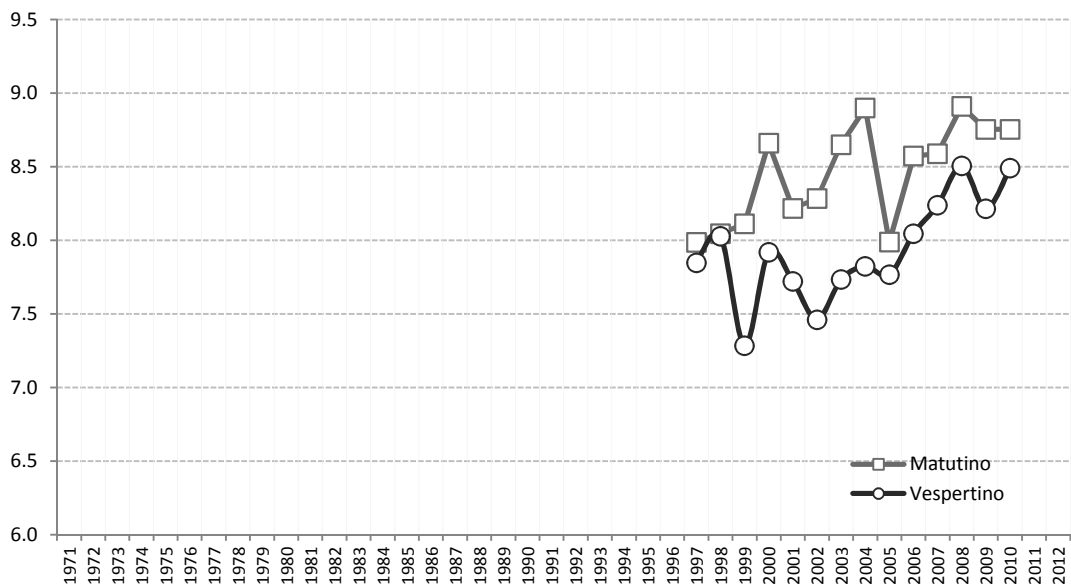
# 1510 Antropología I

Calificación promedio por género



# 1510 Antropología I

Calificación promedio por turno







Universidad Nacional Autónoma de México  
Colegio de Ciencias y Humanidades

## Antropología II

### HISTORICO SOCIAL

	Asignatura incluida	Plan	Semestre	Creditos	Horas
1610	Antropología II	1997	6	8	4

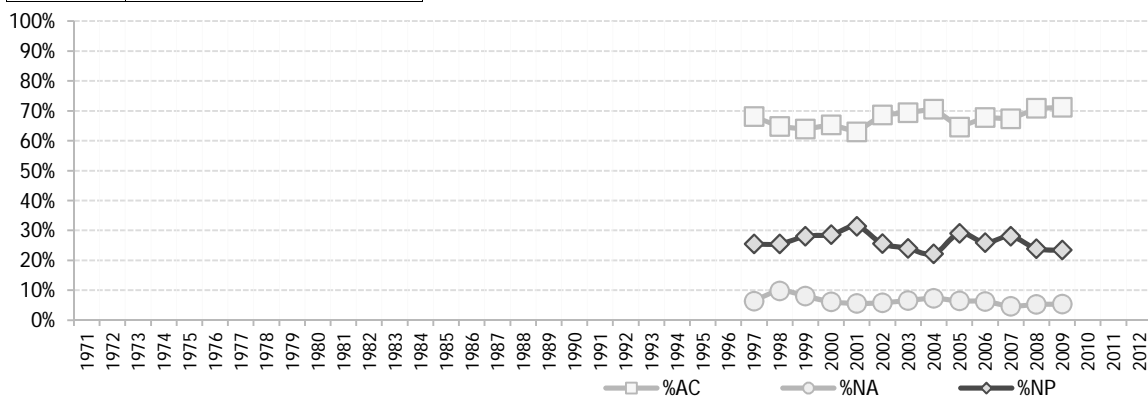
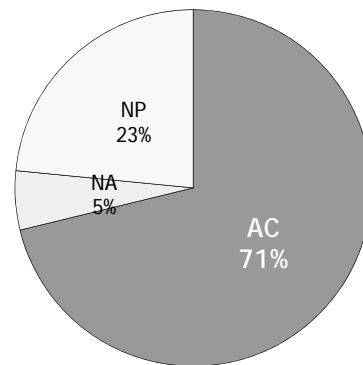




Total CCH

Generación	%AC	%NA	%NP
1971			
1972			
1973			
1974			
1975			
1976			
1977			
1978			
1979			
1980			
1981			
1982			
1983			
1984			
1985			
1986			
1987			
1988			
1989			
1990			
1991			
1992			
1993			
1994			
1995			
1996			
1997	68%	6%	26%
1998	65%	10%	25%
1999	64%	8%	28%
2000	65%	6%	29%
2001	63%	6%	31%
2002	69%	6%	26%
2003	69%	7%	24%
2004	71%	7%	22%
2005	65%	6%	29%
2006	68%	6%	26%
2007	67%	5%	28%
2008	71%	5%	24%
2009	71%	5%	23%
2010			
2011			
2012			

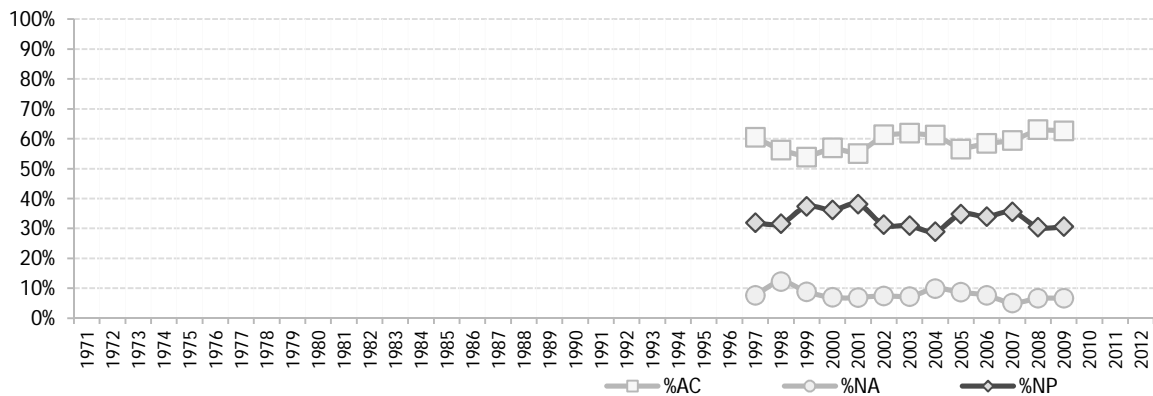
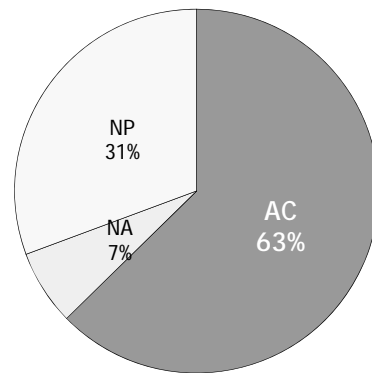
2009



Hombres

Generación	%AC	%NA	%NP
1971			
1972			
1973			
1974			
1975			
1976			
1977			
1978			
1979			
1980			
1981			
1982			
1983			
1984			
1985			
1986			
1987			
1988			
1989			
1990			
1991			
1992			
1993			
1994			
1995			
1996			
1997	60%	8%	32%
1998	56%	12%	32%
1999	54%	9%	37%
2000	57%	7%	36%
2001	55%	7%	38%
2002	61%	7%	31%
2003	62%	7%	31%
2004	61%	10%	29%
2005	57%	9%	35%
2006	58%	8%	34%
2007	59%	5%	36%
2008	63%	7%	30%
2009	63%	7%	31%
2010			
2011			
2012			

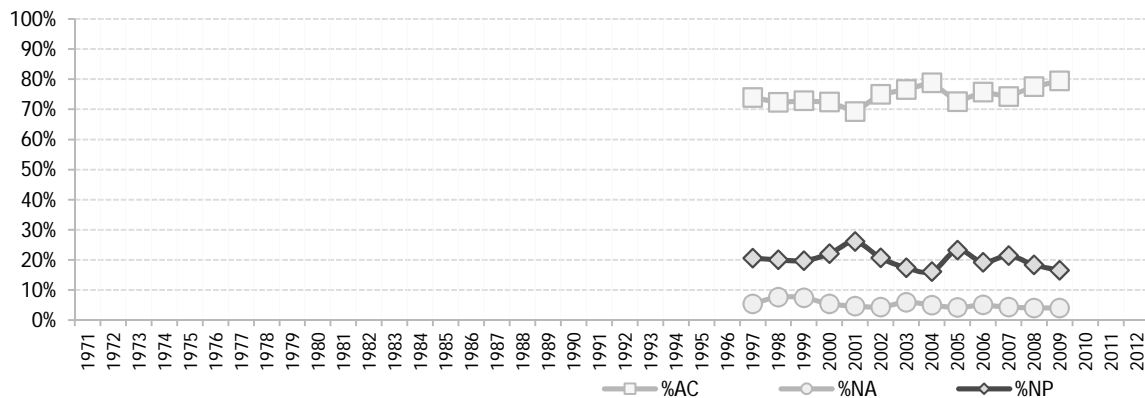
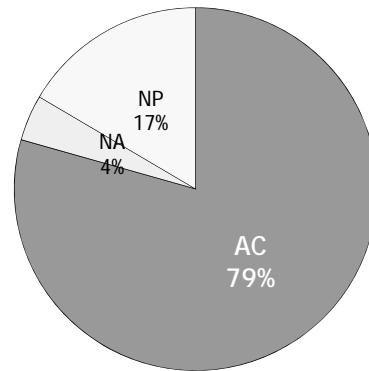
2009



Mujeres

Generación	%AC	%NA	%NP
1971			
1972			
1973			
1974			
1975			
1976			
1977			
1978			
1979			
1980			
1981			
1982			
1983			
1984			
1985			
1986			
1987			
1988			
1989			
1990			
1991			
1992			
1993			
1994			
1995			
1996			
1997	74%	5%	21%
1998	72%	8%	20%
1999	73%	7%	20%
2000	72%	5%	22%
2001	69%	5%	26%
2002	75%	4%	21%
2003	77%	6%	17%
2004	79%	5%	16%
2005	73%	4%	23%
2006	76%	5%	19%
2007	74%	4%	21%
2008	78%	4%	18%
2009	79%	4%	17%
2010			
2011			
2012			

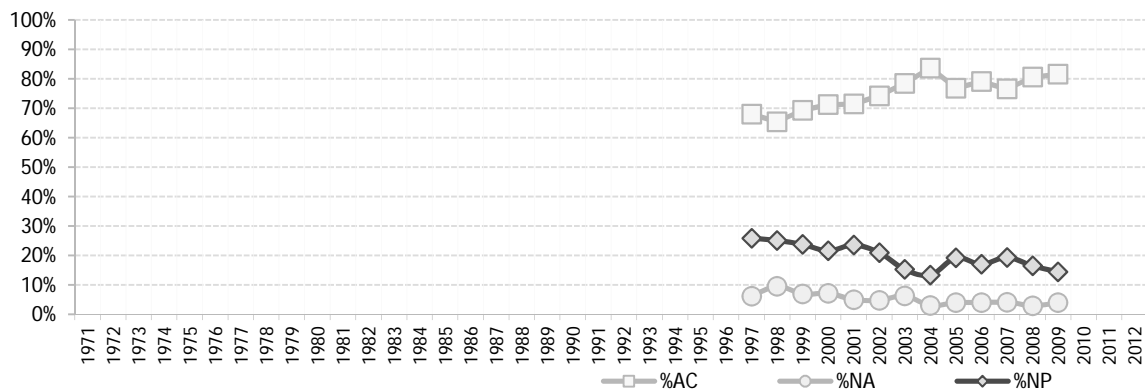
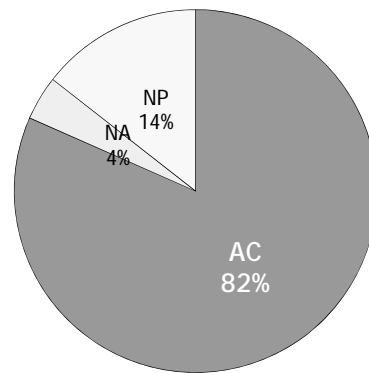
2009



Matutino

Generación	%AC	%NA	%NP
1971			
1972			
1973			
1974			
1975			
1976			
1977			
1978			
1979			
1980			
1981			
1982			
1983			
1984			
1985			
1986			
1987			
1988			
1989			
1990			
1991			
1992			
1993			
1994			
1995			
1996			
1997	68%	6%	26%
1998	65%	9%	25%
1999	69%	7%	24%
2000	71%	7%	22%
2001	71%	5%	24%
2002	74%	5%	21%
2003	79%	6%	15%
2004	84%	3%	13%
2005	77%	4%	19%
2006	79%	4%	17%
2007	77%	4%	19%
2008	81%	3%	16%
2009	82%	4%	14%
2010			
2011			
2012			

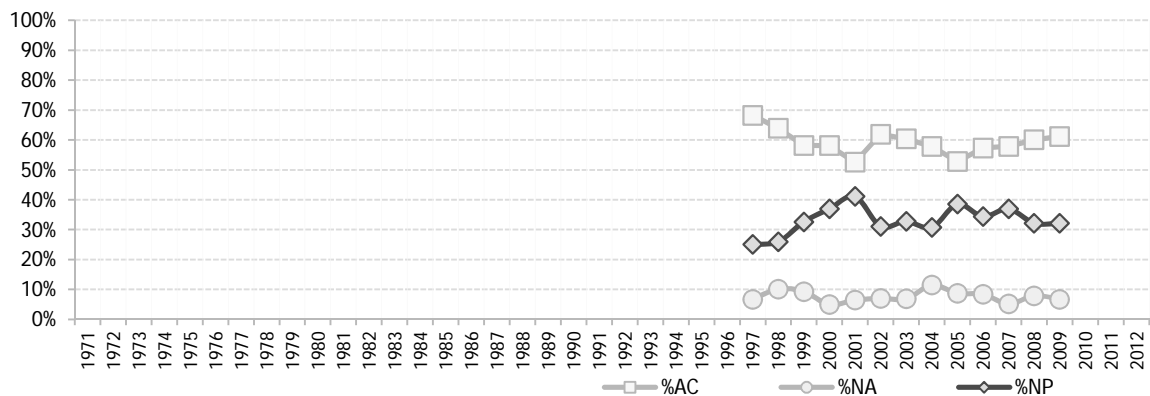
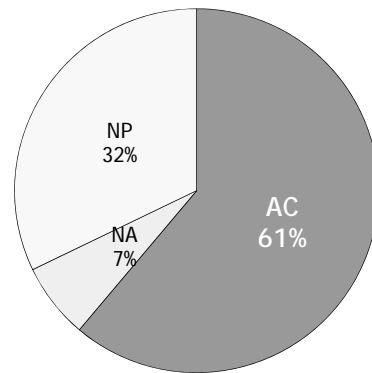
2009



Vespertino

Generación	%AC	%NA	%NP
1971			
1972			
1973			
1974			
1975			
1976			
1977			
1978			
1979			
1980			
1981			
1982			
1983			
1984			
1985			
1986			
1987			
1988			
1989			
1990			
1991			
1992			
1993			
1994			
1995			
1996			
1997	68%	7%	25%
1998	64%	10%	26%
1999	58%	9%	33%
2000	58%	5%	37%
2001	53%	6%	41%
2002	62%	7%	31%
2003	60%	7%	33%
2004	58%	11%	31%
2005	53%	9%	39%
2006	57%	8%	34%
2007	58%	5%	37%
2008	60%	8%	32%
2009	61%	7%	32%
2010			
2011			
2012			

2009



## Antropología II

## Acreditación

Generación	Género		Turno		Plantel					CCH
	Hombres	Mujeres	Matutino	Vespertino	Azcapotzalco	Naucalpan	Vallejo	Oriente	Sur	
1971										
1972										
1973										
1974										
1975										
1976										
1977										
1978										
1979										
1980										
1981										
1982										
1983										
1984										
1985										
1986										
1987										
1988										
1989										
1990										
1991										
1992										
1993										
1994										
1995										
1996										
1997	60%	74%	68%	68%	60%	68%	66%	57%	80%	68%
1998	56%	72%	65%	64%	60%	64%	64%	65%	68%	65%
1999	54%	73%	69%	58%	63%	58%	65%	59%	62%	64%
2000	57%	72%	71%	58%	70%	58%	64%	66%	63%	65%
2001	55%	69%	71%	53%	67%	53%	60%	60%	62%	63%
2002	61%	75%	74%	62%	76%	62%	61%	64%	70%	69%
2003	62%	77%	79%	60%	72%	60%	69%	64%	71%	69%
2004	61%	79%	84%	58%	70%	58%	69%	72%	73%	71%
2005	57%	73%	77%	53%	70%	53%	51%	67%	73%	65%
2006	58%	76%	79%	57%	74%	57%	60%	64%	71%	68%
2007	59%	74%	77%	58%	70%	58%	66%	59%	70%	67%
2008	63%	78%	81%	60%	78%	60%	68%	66%	74%	71%
2009	63%	79%	82%	61%	75%	61%	70%	63%	71%	71%
2010										
2011										
2012										

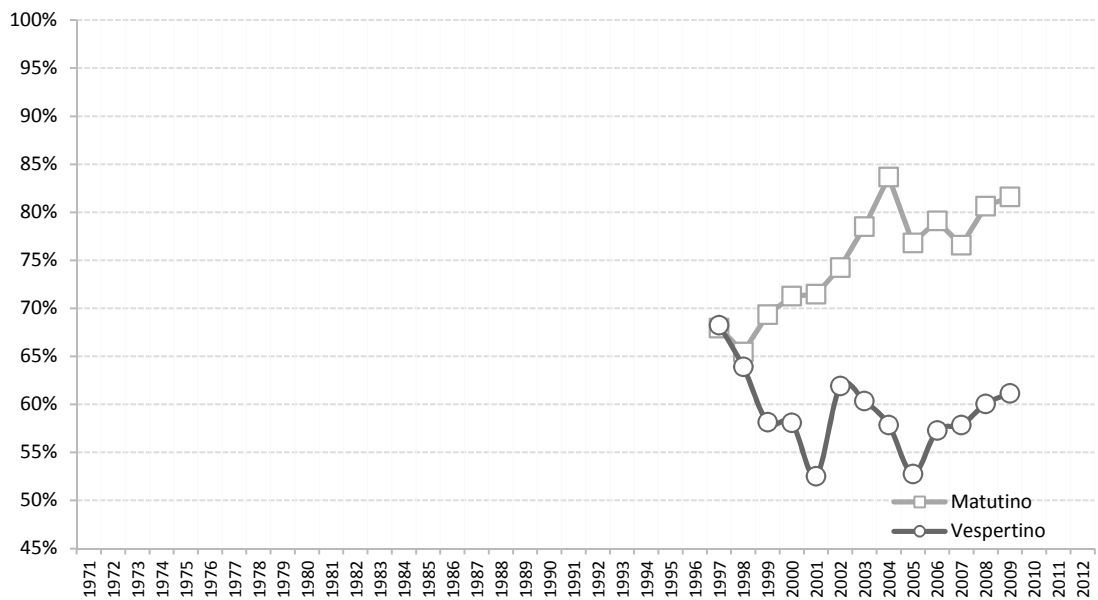
## 1610 Antropología II

Acreditación por género



## 1610 Antropología II

Acreditación por turno



## Antropología II

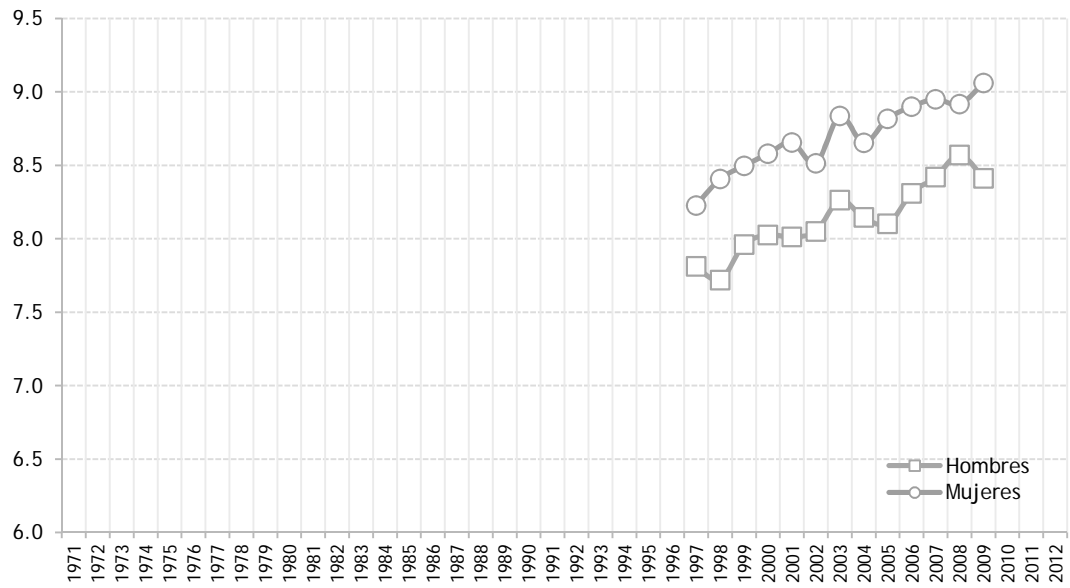
Promedio de Calificaciones

Generación	Género		Turno		Plantel					CCH
	Hombres	Mujeres	Matutino	Vespertino	Azacapoztalco	Naucalpan	Vallejo	Oriente	Sur	
1971										
1972										
1973										
1974										
1975										
1976										
1977										
1978										
1979										
1980										
1981										
1982										
1983										
1984										
1985										
1986										
1987										
1988										
1989										
1990										
1991										
1992										
1993										
1994										
1995										
1996										
1997	7.8	8.2	8.0	8.2	7.0	8.2	8.3	8.3	8.0	8.1
1998	7.7	8.4	8.1	8.2	7.2	8.2	8.1	8.8	8.2	8.1
1999	8.0	8.5	8.6	7.9	7.3	7.9	8.4	8.4	8.3	8.3
2000	8.0	8.6	8.5	8.1	8.6	8.1	8.1	8.3	8.3	8.4
2001	8.0	8.7	8.6	8.1	8.4	8.1	7.9	8.3	8.6	8.4
2002	8.1	8.5	8.4	8.2	8.9	8.2	8.0	8.3	8.1	8.3
2003	8.3	8.8	8.7	8.5	8.4	8.5	8.8	8.6	8.1	8.6
2004	8.1	8.7	8.7	8.1	8.0	8.1	8.9	8.6	8.1	8.4
2005	8.1	8.8	8.8	8.1	8.6	8.1	8.5	8.6	8.4	8.5
2006	8.3	8.9	8.9	8.4	8.4	8.4	8.3	9.0	8.7	8.7
2007	8.4	9.0	8.9	8.6	8.4	8.6	8.5	8.8	8.7	8.7
2008	8.6	8.9	8.9	8.6	8.7	8.6	8.6	9.0	8.6	8.8
2009	8.4	9.1	9.0	8.5	8.8	8.5	8.7	9.3	8.4	8.8
2010										
2011										
2012										



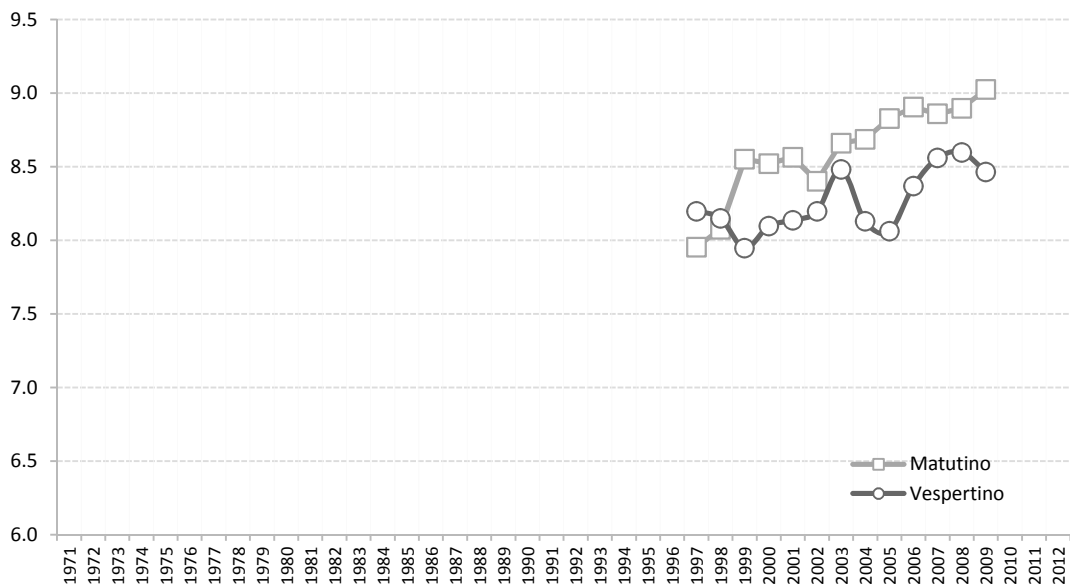
## 1610 Antropología II

Calificación promedio por género



## 1610 Antropología II

Calificación promedio por turno







Universidad Nacional Autónoma de México  
Colegio de Ciencias y Humanidades

## Ciencias Políticas y Sociales I

### HISTORICO SOCIAL

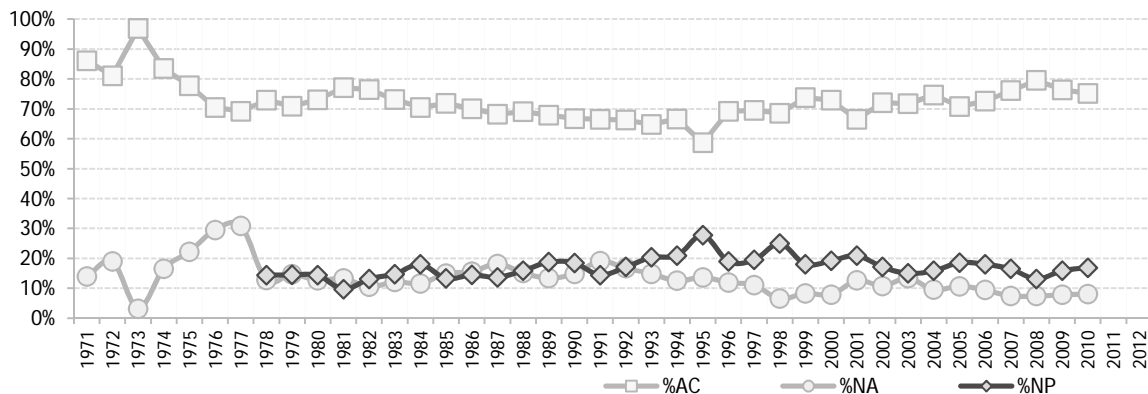
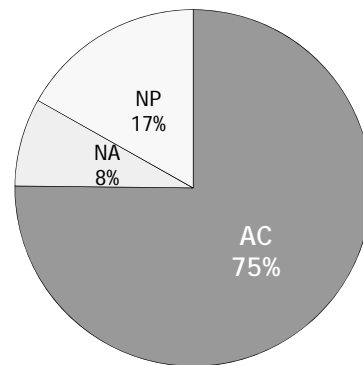
	Asignatura incluida	Plan	Semestre	Creditos	Horas
1512	Ciencias Políticas y Sociales I	1997	5	8	4
3039	Ciencias Políticas y Sociales I	1971	5	6	3



Total CCH

Generación	%AC	%NA	%NP
1971	86%	14%	
1972	81%	19%	
1973	97%	3%	
1974	83%	17%	
1975	78%	22%	
1976	70%	30%	
1977	69%	31%	
1978	73%	13%	14%
1979	71%	15%	14%
1980	73%	13%	14%
1981	77%	13%	10%
1982	76%	10%	13%
1983	73%	12%	15%
1984	70%	12%	18%
1985	72%	15%	13%
1986	70%	16%	14%
1987	68%	18%	14%
1988	69%	15%	16%
1989	68%	13%	19%
1990	67%	15%	18%
1991	66%	19%	14%
1992	66%	17%	17%
1993	65%	15%	20%
1994	67%	12%	21%
1995	59%	14%	28%
1996	69%	12%	19%
1997	70%	11%	19%
1998	69%	6%	25%
1999	74%	8%	18%
2000	73%	8%	19%
2001	66%	13%	21%
2002	72%	11%	17%
2003	72%	13%	15%
2004	75%	9%	16%
2005	71%	11%	19%
2006	73%	9%	18%
2007	76%	7%	16%
2008	80%	7%	13%
2009	76%	8%	16%
2010	75%	8%	17%
2011			
2012			

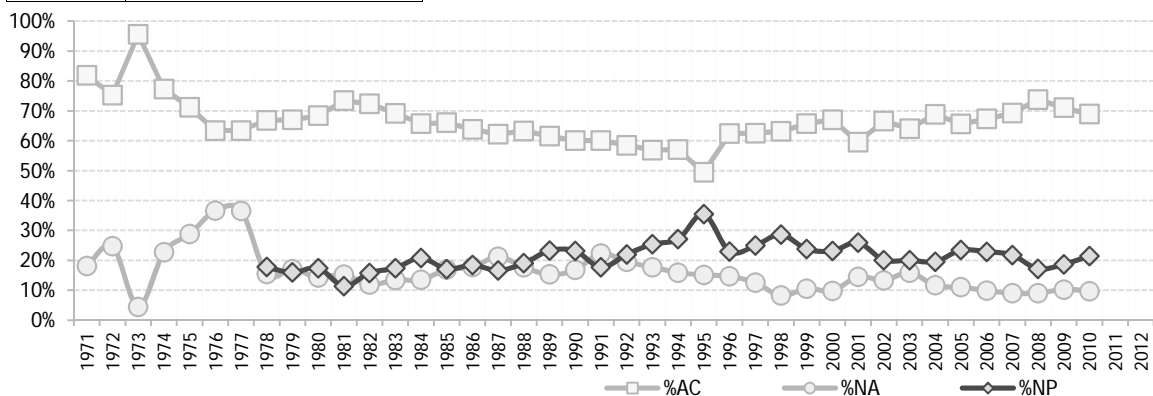
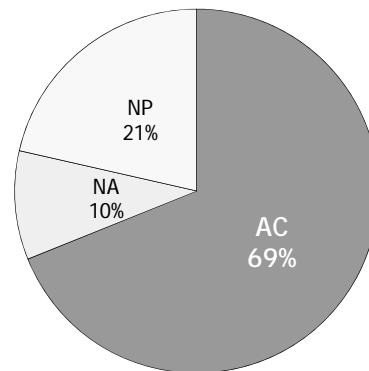
2010



Hombres

Generación	%AC	%NA	%NP
1971	82%	18%	
1972	75%	25%	
1973	96%	4%	
1974	77%	23%	
1975	71%	29%	
1976	63%	37%	
1977	63%	37%	
1978	67%	15%	18%
1979	67%	17%	16%
1980	68%	14%	17%
1981	73%	15%	11%
1982	72%	12%	16%
1983	69%	13%	17%
1984	66%	13%	21%
1985	66%	17%	17%
1986	64%	18%	18%
1987	62%	21%	17%
1988	63%	18%	19%
1989	62%	15%	23%
1990	60%	17%	23%
1991	60%	22%	18%
1992	59%	20%	22%
1993	57%	18%	25%
1994	57%	16%	27%
1995	49%	15%	35%
1996	62%	15%	23%
1997	63%	13%	25%
1998	63%	8%	29%
1999	66%	10%	24%
2000	67%	10%	23%
2001	60%	15%	26%
2002	67%	13%	20%
2003	64%	16%	20%
2004	69%	12%	20%
2005	66%	11%	23%
2006	67%	10%	23%
2007	69%	9%	22%
2008	74%	9%	17%
2009	71%	10%	19%
2010	69%	10%	21%
2011			
2012			

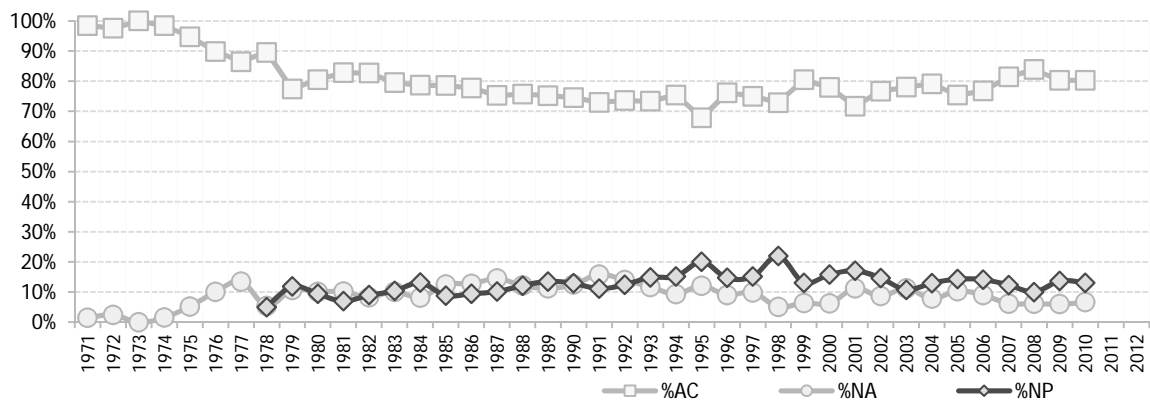
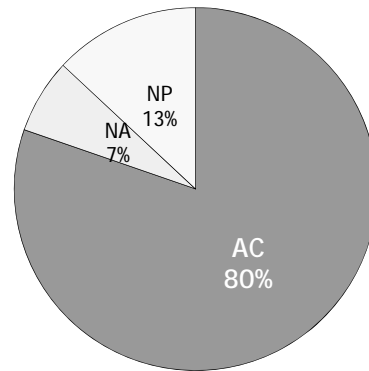
2010



Mujeres

Generación	%AC	%NA	%NP
1971	98%	2%	
1972	98%	2%	
1973	100%	0%	
1974	98%	2%	
1975	95%	5%	
1976	90%	10%	
1977	86%	14%	
1978	90%	5%	5%
1979	77%	11%	12%
1980	80%	10%	9%
1981	83%	10%	7%
1982	83%	8%	9%
1983	80%	10%	10%
1984	79%	8%	13%
1985	79%	13%	9%
1986	78%	13%	9%
1987	75%	15%	10%
1988	76%	12%	12%
1989	75%	11%	14%
1990	75%	13%	13%
1991	73%	16%	11%
1992	74%	14%	12%
1993	73%	12%	15%
1994	75%	9%	15%
1995	68%	12%	20%
1996	76%	9%	15%
1997	75%	10%	15%
1998	73%	5%	22%
1999	80%	6%	13%
2000	78%	6%	16%
2001	72%	11%	17%
2002	77%	9%	15%
2003	78%	11%	11%
2004	79%	8%	13%
2005	75%	10%	14%
2006	77%	9%	14%
2007	81%	6%	12%
2008	84%	6%	10%
2009	80%	6%	14%
2010	80%	7%	13%
2011			
2012			

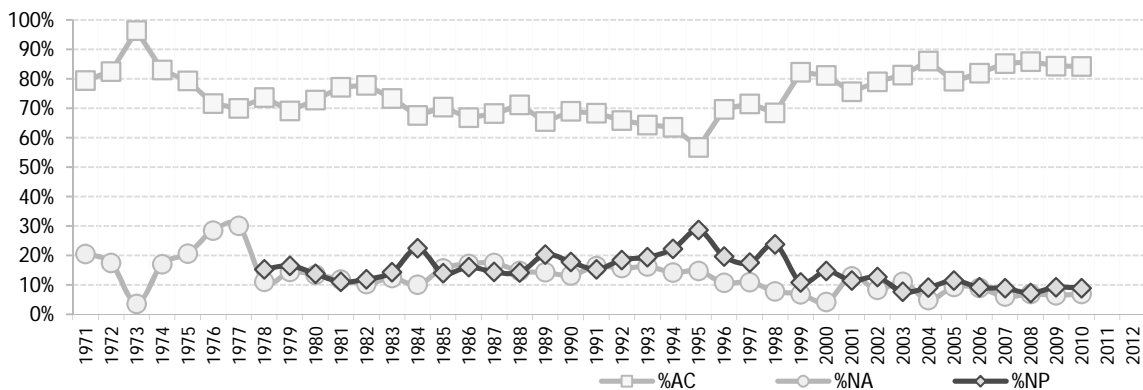
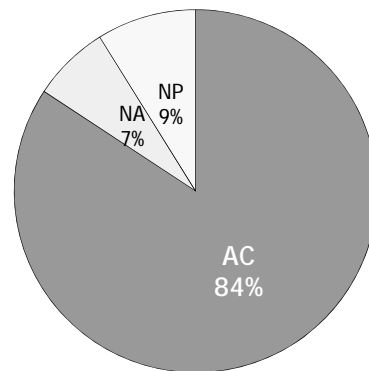
2010



Matutino

Generación	%AC	%NA	%NP
1971	79%	21%	
1972	83%	17%	
1973	96%	4%	
1974	83%	17%	
1975	79%	21%	
1976	72%	28%	
1977	70%	30%	
1978	74%	11%	15%
1979	69%	14%	17%
1980	73%	13%	14%
1981	77%	12%	11%
1982	78%	10%	12%
1983	73%	12%	14%
1984	68%	10%	22%
1985	70%	16%	14%
1986	67%	17%	16%
1987	68%	17%	14%
1988	71%	15%	14%
1989	65%	14%	20%
1990	69%	13%	18%
1991	68%	16%	15%
1992	66%	16%	18%
1993	64%	16%	19%
1994	64%	14%	22%
1995	57%	15%	29%
1996	70%	11%	20%
1997	72%	11%	18%
1998	68%	8%	24%
1999	82%	7%	11%
2000	81%	4%	15%
2001	76%	13%	11%
2002	79%	8%	13%
2003	81%	11%	8%
2004	86%	5%	9%
2005	79%	9%	11%
2006	82%	9%	9%
2007	85%	6%	9%
2008	86%	7%	7%
2009	84%	6%	9%
2010	84%	7%	9%
2011			
2012			

2010

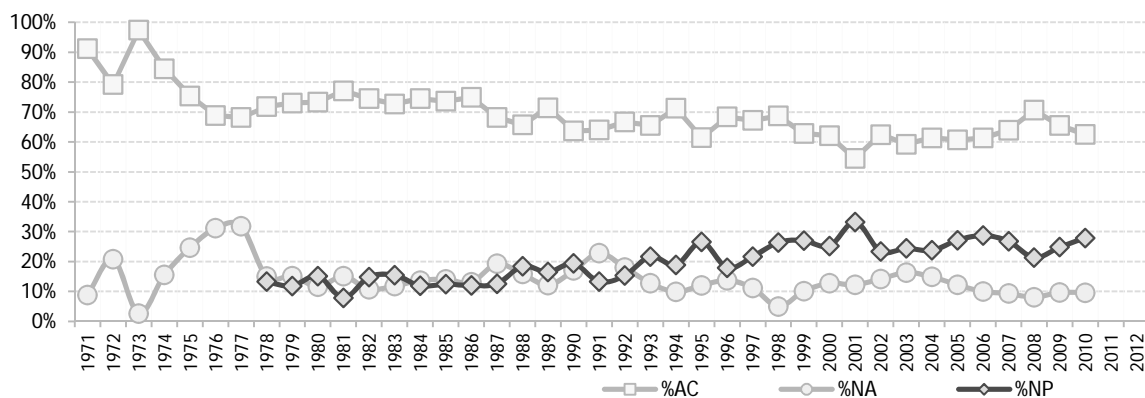
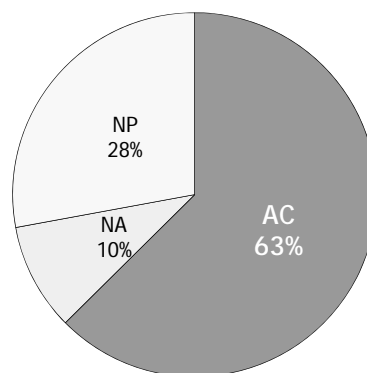




Vespertino

Generación	%AC	%NA	%NP
1971	91%	9%	
1972	79%	21%	
1973	97%	3%	
1974	84%	16%	
1975	75%	25%	
1976	69%	31%	
1977	68%	32%	
1978	72%	15%	13%
1979	73%	15%	12%
1980	73%	12%	15%
1981	77%	15%	8%
1982	74%	11%	15%
1983	73%	12%	15%
1984	74%	14%	12%
1985	74%	14%	12%
1986	75%	13%	12%
1987	68%	19%	13%
1988	66%	16%	18%
1989	71%	12%	16%
1990	64%	17%	19%
1991	64%	23%	13%
1992	67%	18%	15%
1993	66%	13%	22%
1994	71%	10%	19%
1995	61%	12%	27%
1996	68%	14%	18%
1997	67%	11%	22%
1998	69%	5%	26%
1999	63%	10%	27%
2000	62%	13%	25%
2001	54%	12%	33%
2002	62%	14%	23%
2003	59%	16%	24%
2004	61%	15%	24%
2005	61%	12%	27%
2006	61%	10%	29%
2007	64%	9%	27%
2008	71%	8%	21%
2009	66%	10%	25%
2010	63%	10%	28%
2011			
2012			

2010



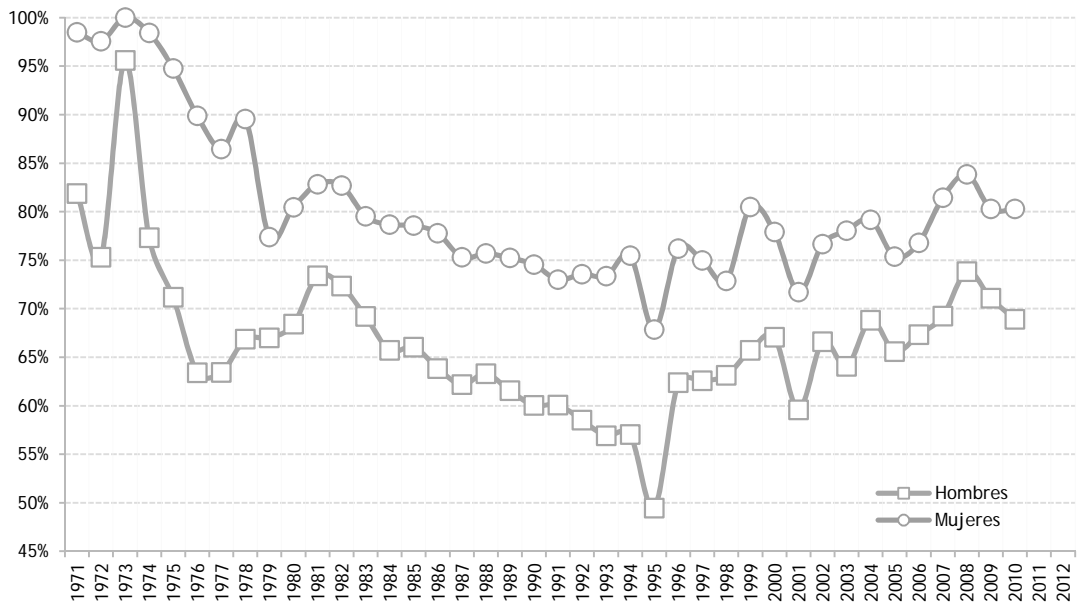
## Ciencias Políticas y Sociales I

## Acreditación

Generación	Género		Turno		Plantel					CCH
	Hombres	Mujeres	Matutino	Vespertino	Azcapotzalco	Naucalpan	Vallejo	Oriente	Sur	
1971	82%	98%	79%	91%	97%	91%	84%			86%
1972	75%	98%	83%	79%	77%	79%	84%	82%	79%	81%
1973	96%	100%	96%	97%	99%	97%	84%	100%	100%	97%
1974	77%	98%	83%	84%	86%	84%	84%	87%	81%	83%
1975	71%	95%	79%	75%	77%	75%	77%	73%	82%	78%
1976	63%	90%	72%	69%	78%	69%	76%	63%	70%	70%
1977	63%	86%	70%	68%	79%	68%	77%	57%	65%	69%
1978	67%	90%	74%	72%	78%	72%	77%	69%	72%	73%
1979	67%	77%	69%	73%	83%	73%	74%	59%	70%	71%
1980	68%	80%	73%	73%	78%	73%	78%	70%	65%	73%
1981	73%	83%	77%	77%	82%	77%	84%	64%	73%	77%
1982	72%	83%	78%	74%	86%	74%	80%	67%	79%	76%
1983	69%	80%	73%	73%	80%	73%	78%	64%	80%	73%
1984	66%	79%	68%	74%	82%	74%	76%	58%	73%	70%
1985	66%	79%	70%	74%	76%	74%	78%	66%	71%	72%
1986	64%	78%	67%	75%	77%	75%	73%	65%	71%	70%
1987	62%	75%	68%	68%	83%	68%	71%	62%	71%	68%
1988	63%	76%	71%	66%	82%	66%	67%	61%	69%	69%
1989	62%	75%	65%	71%	75%	71%	60%	66%	65%	68%
1990	60%	75%	69%	64%	81%	64%	56%	66%	67%	67%
1991	60%	73%	68%	64%	82%	64%	60%	68%	65%	66%
1992	59%	74%	66%	67%	77%	67%	62%	63%	67%	66%
1993	57%	73%	64%	66%	68%	66%	62%	72%	64%	65%
1994	57%	75%	64%	71%	79%	71%	63%	60%	65%	67%
1995	49%	68%	57%	61%	37%	61%	63%	72%	69%	59%
1996	62%	76%	70%	68%	81%	68%	64%	66%	68%	69%
1997	63%	75%	72%	67%	79%	67%	70%	65%	67%	70%
1998	63%	73%	68%	69%	79%	69%	63%	64%	65%	69%
1999	66%	80%	82%	63%	79%	63%	79%	69%	70%	74%
2000	67%	78%	81%	62%	69%	62%	75%	79%	72%	73%
2001	60%	72%	76%	54%	72%	54%	67%	63%	68%	66%
2002	67%	77%	79%	62%	81%	62%	70%	68%	71%	72%
2003	64%	78%	81%	59%	76%	59%	75%	67%	71%	72%
2004	69%	79%	86%	61%	79%	61%	72%	77%	82%	75%
2005	66%	75%	79%	61%	74%	61%	65%	72%	79%	71%
2006	67%	77%	82%	61%	76%	61%	67%	76%	76%	73%
2007	69%	81%	85%	64%	80%	64%	68%	72%	83%	76%
2008	74%	84%	86%	71%	81%	71%	79%	81%	80%	80%
2009	71%	80%	84%	66%	82%	66%	69%	76%	80%	76%
2010	69%	80%	84%	63%	76%	63%	69%	75%	82%	75%
2011										
2012										

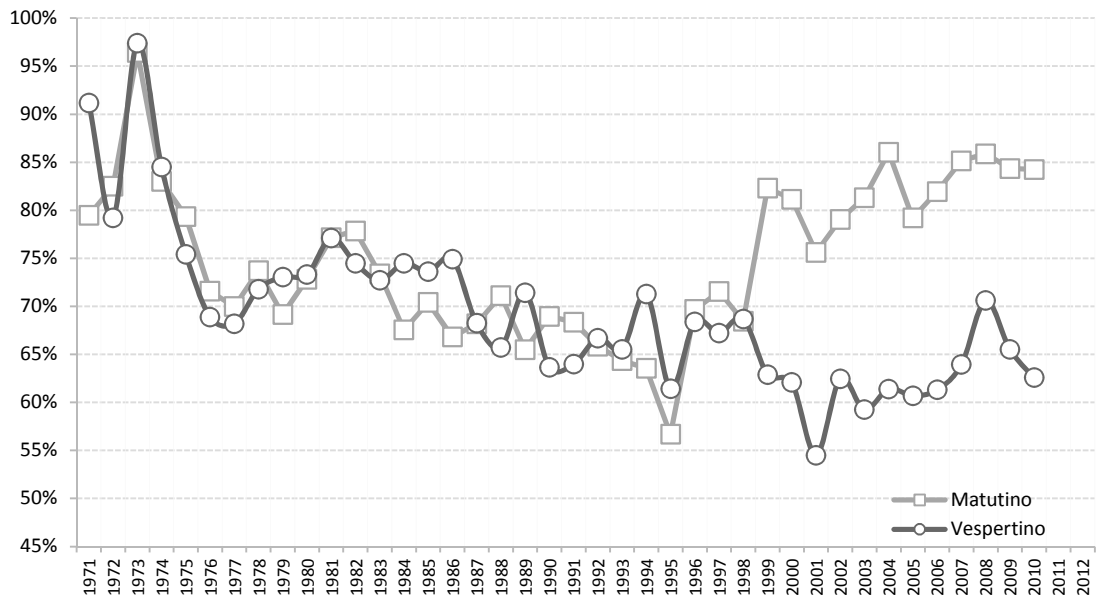
## 1512 Ciencias Políticas y Sociales I

Acreditación por género



## 1512 Ciencias Políticas y Sociales I

Acreditación por turno



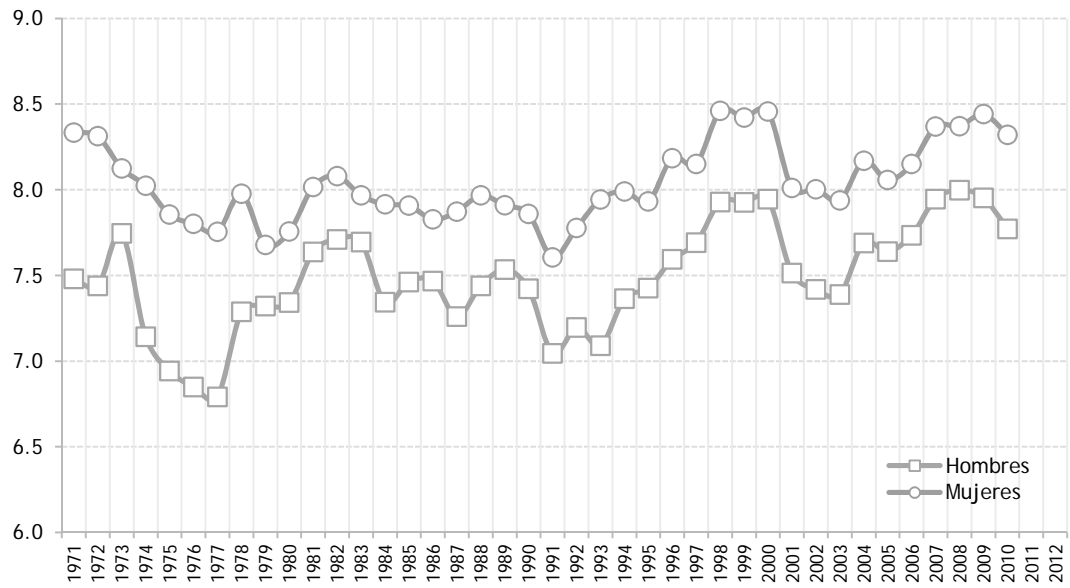
## Ciencias Políticas y Sociales I

Promedio de Calificaciones

Generación	Género		Turno		Plantel					CCH
	Hombres	Mujeres	Matutino	Vespertino	Azcapotzalco	Naucalpan	Vallejo	Oriente	Sur	
1971	7.5	8.3	7.5	7.9	8.3	7.9	7.7			7.7
1972	7.4	8.3	7.8	7.5	7.3	7.5	7.7	7.9	7.8	7.7
1973	7.7	8.1	7.8	7.9	8.1	7.9	7.6	8.6	7.6	7.9
1974	7.1	8.0	7.4	7.4	7.4	7.4	7.4	7.8	7.2	7.4
1975	6.9	7.9	7.2	7.2	7.2	7.2	7.5	6.8	7.4	7.2
1976	6.8	7.8	7.1	7.1	7.4	7.1	7.5	6.7	6.8	7.1
1977	6.8	7.8	7.0	7.0	7.5	7.0	7.5	6.6	6.8	7.0
1978	7.3	8.0	7.5	7.4	7.5	7.4	8.3	7.2	7.3	7.5
1979	7.3	7.7	7.5	7.5	7.9	7.5	8.0	6.8	7.8	7.5
1980	7.3	7.8	7.5	7.5	7.5	7.5	8.0	7.4	7.2	7.5
1981	7.6	8.0	8.0	7.5	7.8	7.5	8.5	7.2	7.6	7.8
1982	7.7	8.1	7.9	7.8	8.2	7.8	8.7	7.1	8.0	7.9
1983	7.7	8.0	7.8	7.8	8.1	7.8	8.4	7.1	8.0	7.8
1984	7.3	7.9	7.5	7.6	7.9	7.6	8.1	6.8	7.6	7.6
1985	7.5	7.9	7.7	7.7	7.8	7.7	8.7	7.2	7.8	7.7
1986	7.5	7.8	7.6	7.7	7.9	7.7	8.1	7.4	7.8	7.6
1987	7.3	7.9	7.5	7.6	8.2	7.6	7.6	7.4	8.0	7.6
1988	7.4	8.0	7.8	7.6	7.9	7.6	7.8	7.2	8.0	7.7
1989	7.5	7.9	7.6	7.9	8.0	7.9	7.4	7.8	7.5	7.7
1990	7.4	7.9	7.8	7.4	7.9	7.4	7.5	7.5	7.9	7.6
1991	7.0	7.6	7.3	7.4	7.7	7.4	7.2	7.5	7.3	7.3
1992	7.2	7.8	7.5	7.6	7.8	7.6	7.1	7.7	7.6	7.5
1993	7.1	7.9	7.5	7.6	7.2	7.6	7.5	8.2	7.9	7.5
1994	7.4	8.0	7.6	7.9	8.1	7.9	7.7	7.5	7.7	7.7
1995	7.4	7.9	7.6	7.8	8.2	7.8	7.6	7.9	7.9	7.7
1996	7.6	8.2	8.1	7.7	8.3	7.7	7.7	8.0	8.0	7.9
1997	7.7	8.2	8.0	7.9	8.3	7.9	7.9	8.1	7.9	8.0
1998	7.9	8.5	8.1	8.4	8.6	8.4	7.8	8.5	8.2	8.2
1999	7.9	8.4	8.4	7.9	8.6	7.9	8.2	8.1	8.1	8.2
2000	7.9	8.5	8.6	7.8	8.3	7.8	8.4	8.4	8.2	8.2
2001	7.5	8.0	7.9	7.6	8.3	7.6	7.7	7.5	8.0	7.8
2002	7.4	8.0	8.0	7.3	8.2	7.3	7.4	7.6	7.8	7.7
2003	7.4	7.9	7.9	7.3	7.9	7.3	7.6	7.6	7.7	7.7
2004	7.7	8.2	8.3	7.5	8.1	7.5	7.7	8.6	8.1	8.0
2005	7.6	8.1	8.1	7.6	8.4	7.6	7.7	8.1	7.9	7.9
2006	7.7	8.2	8.2	7.6	8.1	7.6	7.6	8.0	8.0	8.0
2007	7.9	8.4	8.5	7.7	8.3	7.7	8.0	8.0	8.3	8.2
2008	8.0	8.4	8.4	7.9	8.4	7.9	8.0	8.5	8.1	8.2
2009	8.0	8.4	8.4	7.9	8.5	7.9	8.3	8.4	8.2	8.2
2010	7.8	8.3	8.3	7.7	8.3	7.7	8.0	8.1	8.2	8.1
2011										
2012										

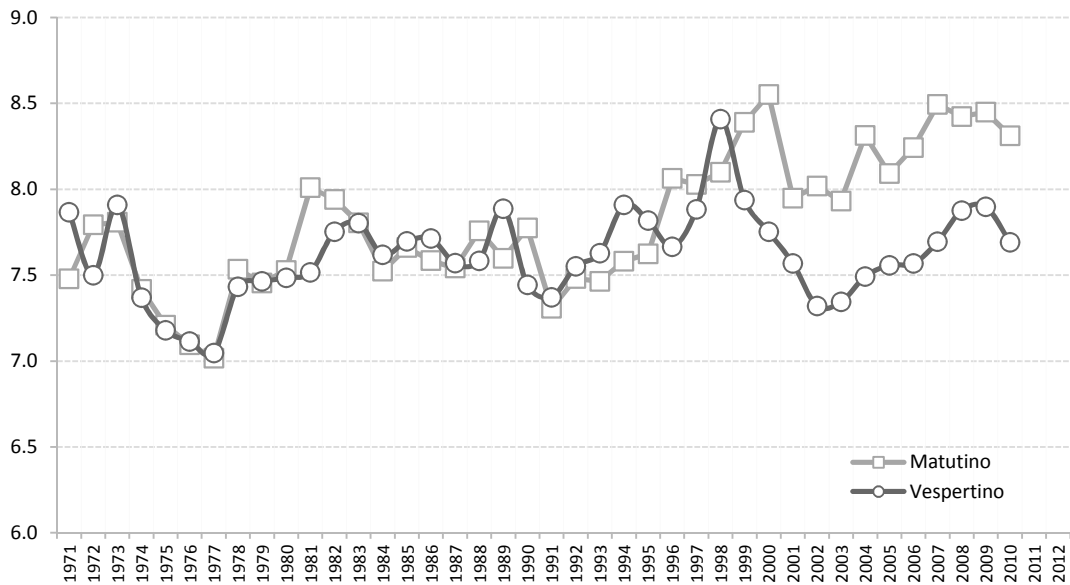
## 1512 Ciencias Políticas y Sociales I

Calificación promedio por género



## 1512 Ciencias Políticas y Sociales I

Calificación promedio por turno







Universidad Nacional Autónoma de México  
Colegio de Ciencias y Humanidades

## Ciencias Políticas y Sociales II

### HISTORICO SOCIAL

	Asignatura incluida	Plan	Semestre	Creditos	Horas
1612	Ciencias Políticas y Sociales II	1997	6	8	4
3061	Ciencias Políticas y Sociales II	1971	6	6	3

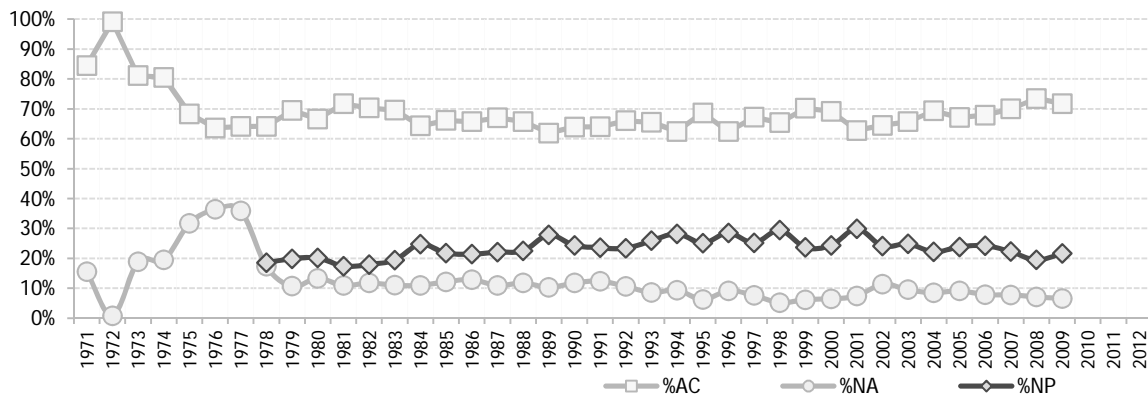
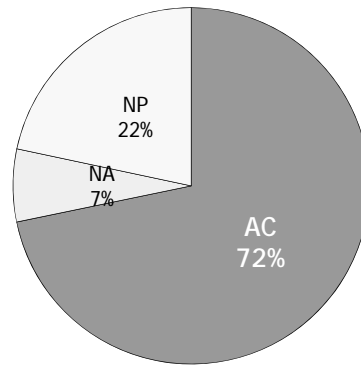




Total CCH

Generación	%AC	%NA	%NP
1971	84%	16%	
1972	99%	1%	
1973	81%	19%	
1974	81%	19%	
1975	68%	32%	
1976	64%	36%	
1977	64%	36%	
1978	64%	17%	19%
1979	69%	11%	20%
1980	67%	13%	20%
1981	72%	11%	17%
1982	70%	12%	18%
1983	70%	11%	19%
1984	64%	11%	25%
1985	66%	12%	22%
1986	66%	13%	21%
1987	67%	11%	22%
1988	66%	12%	22%
1989	62%	10%	28%
1990	64%	12%	24%
1991	64%	12%	24%
1992	66%	11%	23%
1993	66%	9%	26%
1994	62%	9%	28%
1995	69%	6%	25%
1996	62%	9%	28%
1997	67%	8%	25%
1998	65%	5%	29%
1999	70%	6%	24%
2000	69%	6%	24%
2001	63%	7%	30%
2002	64%	11%	24%
2003	66%	10%	25%
2004	69%	9%	22%
2005	67%	9%	24%
2006	68%	8%	24%
2007	70%	8%	22%
2008	73%	7%	19%
2009	72%	7%	22%
2010			
2011			
2012			

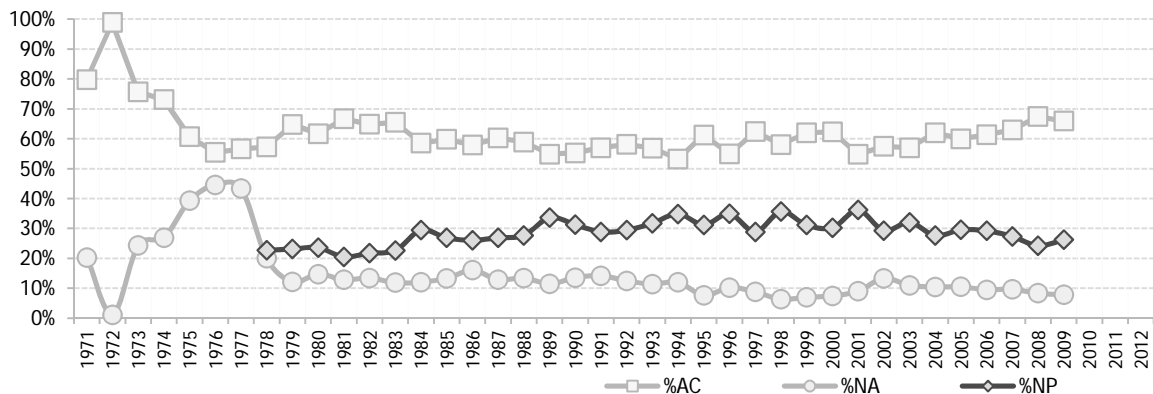
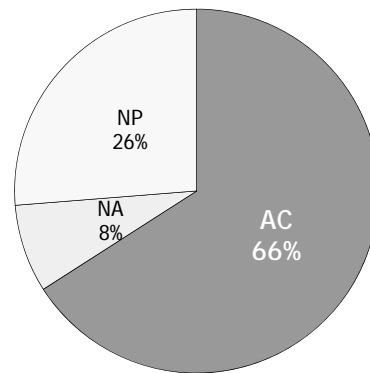
2009



Hombres

Generación	%AC	%NA	%NP
1971	80%	20%	
1972	99%	1%	
1973	76%	24%	
1974	73%	27%	
1975	61%	39%	
1976	55%	45%	
1977	57%	43%	
1978	57%	20%	23%
1979	65%	12%	23%
1980	62%	15%	24%
1981	67%	13%	21%
1982	65%	13%	22%
1983	66%	12%	23%
1984	59%	12%	29%
1985	60%	13%	27%
1986	58%	16%	26%
1987	60%	13%	27%
1988	59%	13%	28%
1989	55%	12%	34%
1990	55%	14%	31%
1991	57%	14%	29%
1992	58%	12%	29%
1993	57%	11%	32%
1994	53%	12%	35%
1995	61%	8%	31%
1996	55%	10%	35%
1997	62%	9%	29%
1998	58%	6%	36%
1999	62%	7%	31%
2000	62%	7%	30%
2001	55%	9%	36%
2002	57%	13%	29%
2003	57%	11%	32%
2004	62%	10%	28%
2005	60%	10%	30%
2006	61%	9%	29%
2007	63%	10%	27%
2008	67%	8%	24%
2009	66%	8%	26%
2010			
2011			
2012			

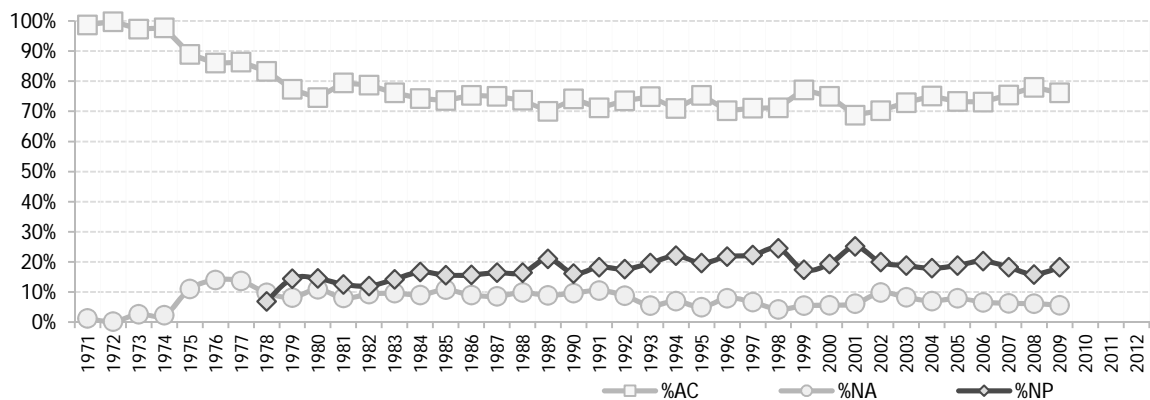
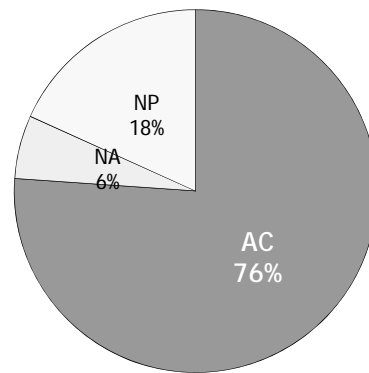
2009



Mujeres

Generación	%AC	%NA	%NP
1971	99%	1%	
1972	100%	0%	
1973	97%	3%	
1974	98%	2%	
1975	89%	11%	
1976	86%	14%	
1977	86%	14%	
1978	83%	10%	7%
1979	77%	8%	14%
1980	75%	11%	15%
1981	79%	8%	13%
1982	79%	9%	12%
1983	76%	10%	14%
1984	74%	9%	17%
1985	74%	11%	16%
1986	75%	9%	16%
1987	75%	9%	16%
1988	74%	10%	16%
1989	70%	9%	21%
1990	74%	10%	16%
1991	71%	11%	18%
1992	74%	9%	18%
1993	75%	6%	20%
1994	71%	7%	22%
1995	75%	5%	20%
1996	70%	8%	22%
1997	71%	7%	22%
1998	71%	4%	25%
1999	77%	5%	17%
2000	75%	6%	19%
2001	69%	6%	25%
2002	70%	10%	20%
2003	73%	8%	19%
2004	75%	7%	18%
2005	73%	8%	19%
2006	73%	7%	20%
2007	75%	6%	18%
2008	78%	6%	16%
2009	76%	6%	18%
2010			
2011			
2012			

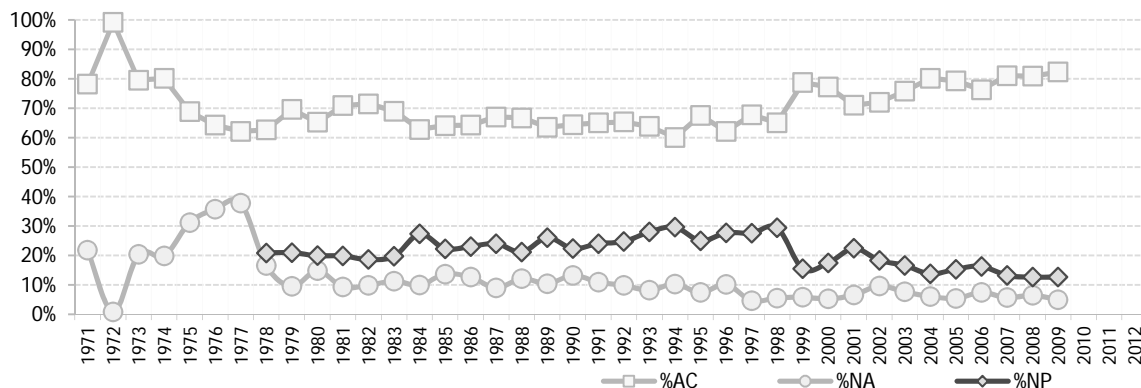
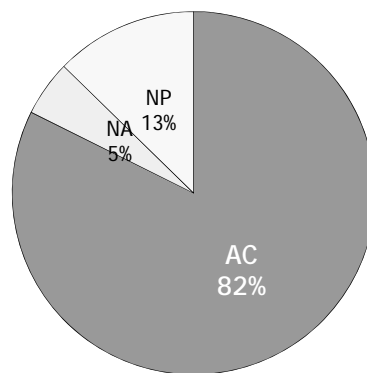
2009



Matutino

Generación	%AC	%NA	%NP
1971	78%	22%	
1972	99%	1%	
1973	80%	20%	
1974	80%	20%	
1975	69%	31%	
1976	64%	36%	
1977	62%	38%	
1978	63%	17%	21%
1979	70%	9%	21%
1980	65%	15%	20%
1981	71%	9%	20%
1982	72%	10%	19%
1983	69%	11%	20%
1984	63%	10%	27%
1985	64%	14%	22%
1986	64%	13%	23%
1987	67%	9%	24%
1988	67%	12%	21%
1989	64%	10%	26%
1990	64%	13%	22%
1991	65%	11%	24%
1992	65%	10%	25%
1993	64%	8%	28%
1994	60%	10%	30%
1995	68%	7%	25%
1996	62%	10%	28%
1997	68%	5%	28%
1998	65%	6%	29%
1999	79%	6%	15%
2000	77%	5%	17%
2001	71%	7%	22%
2002	72%	10%	18%
2003	76%	8%	17%
2004	80%	6%	14%
2005	79%	5%	15%
2006	76%	7%	16%
2007	81%	6%	13%
2008	81%	6%	13%
2009	82%	5%	13%
2010			
2011			
2012			

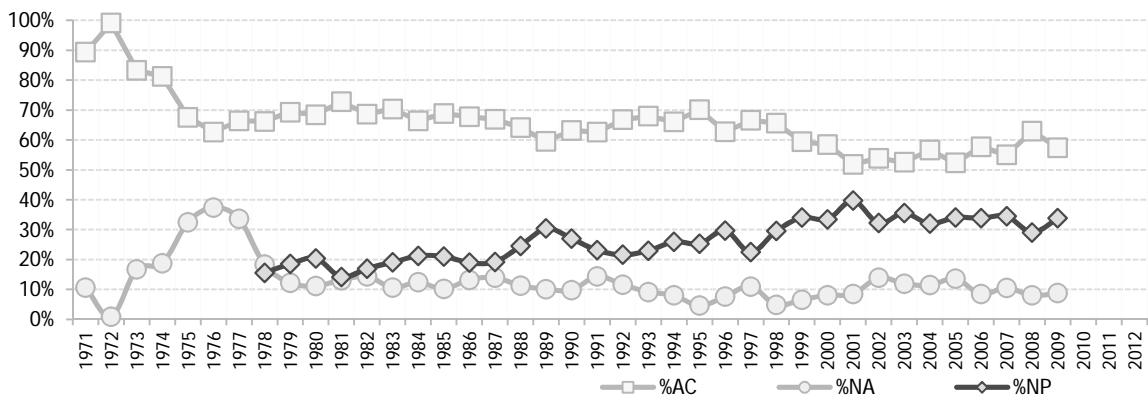
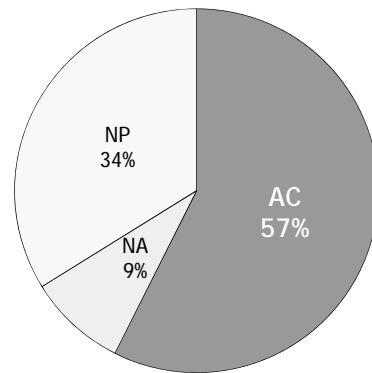
2009



Vespertino

Generación	%AC	%NA	%NP
1971	89%	11%	
1972	99%	1%	
1973	83%	17%	
1974	81%	19%	
1975	68%	32%	
1976	63%	37%	
1977	66%	34%	
1978	66%	18%	16%
1979	69%	12%	19%
1980	68%	11%	20%
1981	73%	13%	14%
1982	69%	14%	17%
1983	70%	11%	19%
1984	66%	12%	21%
1985	69%	10%	21%
1986	68%	13%	19%
1987	67%	14%	19%
1988	64%	11%	25%
1989	59%	10%	30%
1990	63%	10%	27%
1991	63%	14%	23%
1992	67%	12%	22%
1993	68%	9%	23%
1994	66%	8%	26%
1995	70%	5%	25%
1996	63%	8%	30%
1997	67%	11%	22%
1998	66%	5%	30%
1999	59%	7%	34%
2000	58%	8%	33%
2001	52%	8%	40%
2002	54%	14%	32%
2003	53%	12%	36%
2004	57%	11%	32%
2005	52%	14%	34%
2006	58%	8%	34%
2007	55%	11%	34%
2008	63%	8%	29%
2009	57%	9%	34%
2010			
2011			
2012			

2009



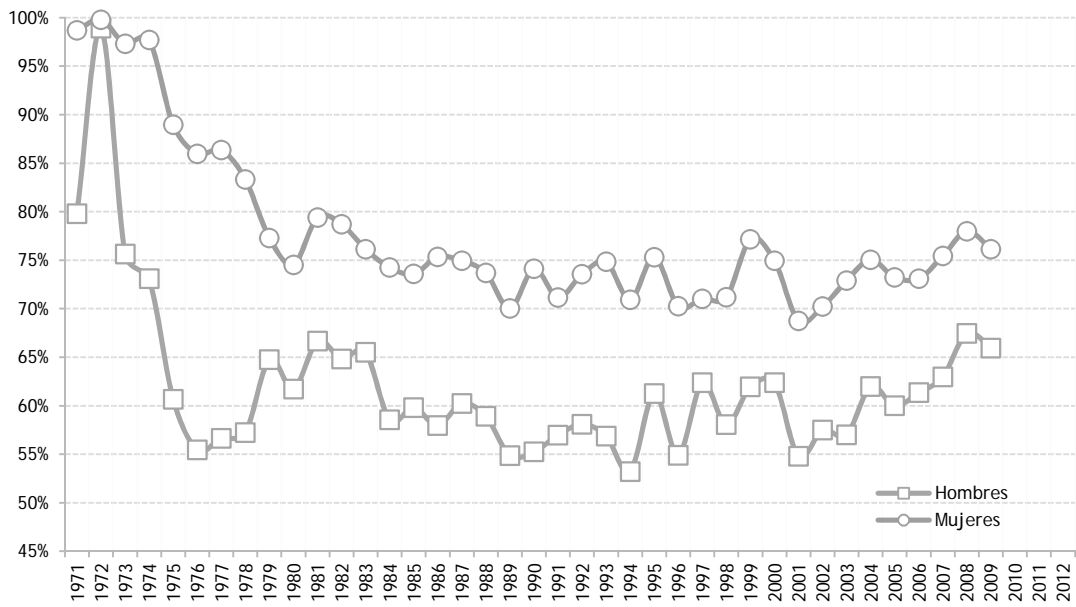
## Ciencias Políticas y Sociales II

## Acreditación

Generación	Género		Turno		Plantel					CCH
	Hombres	Mujeres	Matutino	Vespertino	Azcapotzalco	Naucalpan	Vallejo	Oriente	Sur	
1971	80%	99%	78%	89%	94%	89%	83%			84%
1972	99%	100%	99%	99%	100%	99%	97%	99%	100%	99%
1973	76%	97%	80%	83%	83%	83%	81%	82%	82%	81%
1974	73%	98%	80%	81%	85%	81%	81%	83%	77%	81%
1975	61%	89%	69%	68%	72%	68%	75%	63%	69%	68%
1976	55%	86%	64%	63%	72%	63%	71%	56%	62%	64%
1977	57%	86%	62%	66%	71%	66%	72%	53%	62%	64%
1978	57%	83%	63%	66%	68%	66%	71%	59%	65%	64%
1979	65%	77%	70%	69%	78%	69%	71%	62%	68%	69%
1980	62%	75%	65%	68%	73%	68%	75%	57%	61%	67%
1981	67%	79%	71%	73%	76%	73%	74%	60%	76%	72%
1982	65%	79%	72%	69%	74%	69%	74%	57%	71%	70%
1983	66%	76%	69%	70%	75%	70%	71%	62%	73%	70%
1984	59%	74%	63%	66%	72%	66%	67%	52%	66%	64%
1985	60%	74%	64%	69%	75%	69%	76%	64%	62%	66%
1986	58%	75%	64%	68%	76%	68%	67%	61%	68%	66%
1987	60%	75%	67%	67%	78%	67%	67%	62%	68%	67%
1988	59%	74%	67%	64%	78%	64%	68%	62%	60%	66%
1989	55%	70%	64%	59%	70%	59%	63%	59%	58%	62%
1990	55%	74%	64%	63%	75%	63%	58%	63%	64%	64%
1991	57%	71%	65%	63%	76%	63%	60%	63%	64%	64%
1992	58%	74%	65%	67%	74%	67%	67%	65%	64%	66%
1993	57%	75%	64%	68%	62%	68%	61%	74%	67%	66%
1994	53%	71%	60%	66%	72%	66%	55%	57%	67%	62%
1995	61%	75%	68%	70%	73%	70%	66%	67%	68%	69%
1996	55%	70%	62%	63%	73%	63%	63%	55%	62%	62%
1997	62%	71%	68%	67%	75%	67%	75%	49%	72%	67%
1998	58%	71%	65%	66%	72%	66%	64%	63%	63%	65%
1999	62%	77%	79%	59%	71%	59%	76%	67%	69%	70%
2000	62%	75%	77%	58%	68%	58%	71%	71%	69%	69%
2001	55%	69%	71%	52%	68%	52%	63%	60%	64%	63%
2002	57%	70%	72%	54%	74%	54%	59%	67%	64%	64%
2003	57%	73%	76%	53%	71%	53%	69%	61%	65%	66%
2004	62%	75%	80%	57%	71%	57%	67%	71%	73%	69%
2005	60%	73%	79%	52%	72%	52%	58%	69%	75%	67%
2006	61%	73%	76%	58%	73%	58%	65%	67%	70%	68%
2007	63%	75%	81%	55%	73%	55%	68%	67%	72%	70%
2008	67%	78%	81%	63%	78%	63%	71%	69%	77%	73%
2009	66%	76%	82%	57%	78%	57%	68%	76%	73%	72%
2010										
2011										
2012										

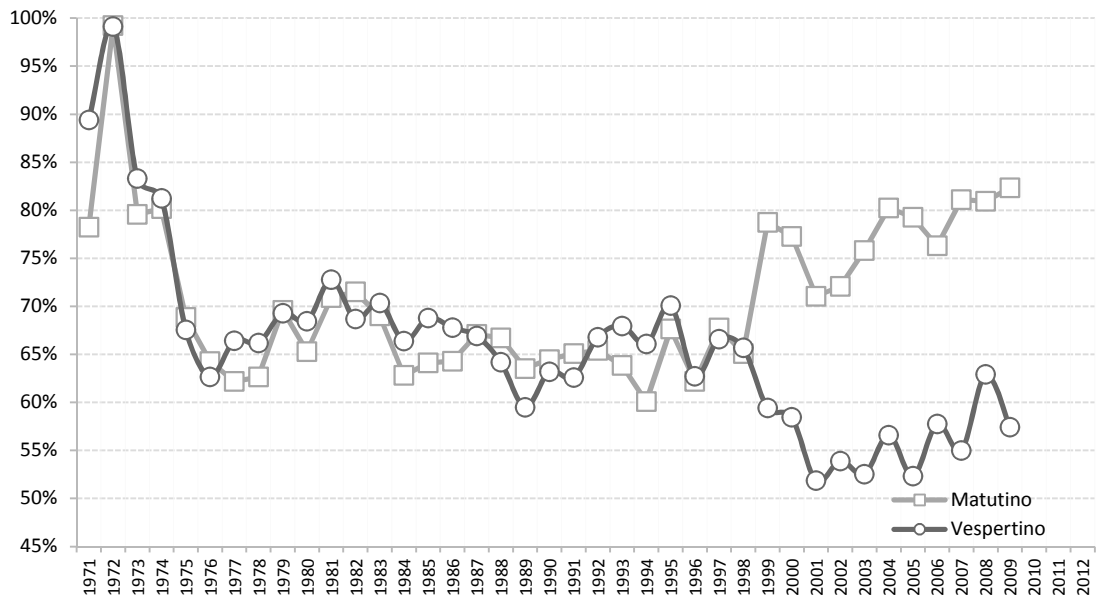
## 1612 Ciencias Políticas y Sociales II

Acreditación por género



## 1612 Ciencias Políticas y Sociales II

Acreditación por turno



## Ciencias Políticas y Sociales II

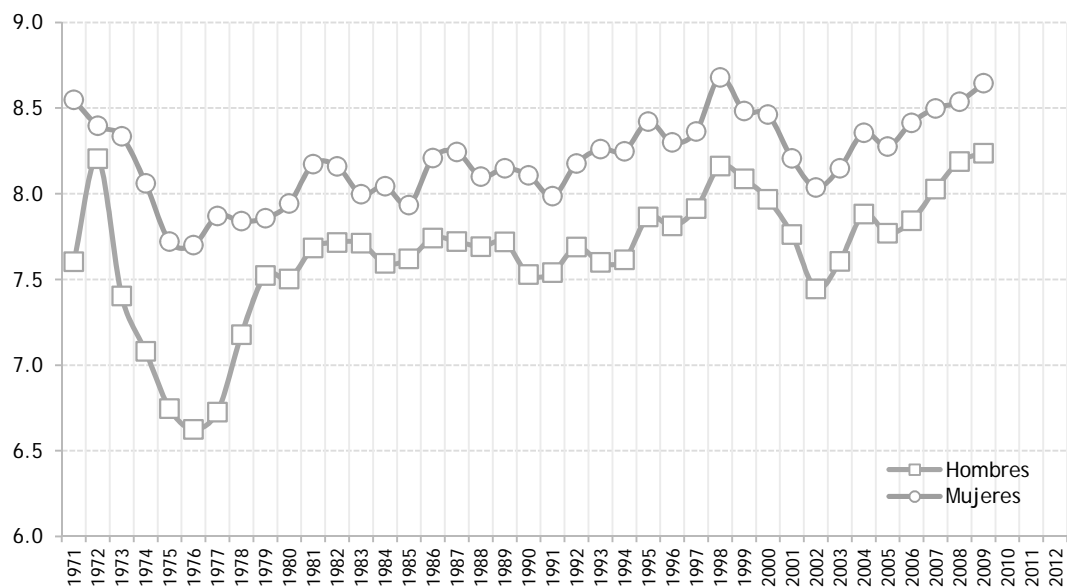
Promedio de Calificaciones

Generación	Género		Turno		Plantel					CCH
	Hombres	Mujeres	Matutino	Vespertino	Azcapotzalco	Naucalpan	Vallejo	Oriente	Sur	
1971	7.6	8.5	7.4	8.2	8.2	8.2	7.7			7.8
1972	8.2	8.4	8.2	8.3	8.3	8.3	8.0	8.7	8.2	8.3
1973	7.4	8.3	7.5	7.8	7.8	7.8	7.6	8.1	7.5	7.6
1974	7.1	8.1	7.4	7.4	7.7	7.4	7.4	7.5	7.1	7.4
1975	6.7	7.7	7.0	7.1	7.1	7.1	7.3	6.6	7.5	7.0
1976	6.6	7.7	6.9	7.0	7.2	7.0	7.3	6.6	7.0	6.9
1977	6.7	7.9	6.9	7.1	7.2	7.1	7.6	6.6	7.0	7.0
1978	7.2	7.8	7.3	7.5	7.3	7.5	7.8	7.0	7.8	7.4
1979	7.5	7.9	7.8	7.5	8.0	7.5	8.2	7.0	8.0	7.7
1980	7.5	7.9	7.8	7.6	7.7	7.6	8.1	7.5	7.6	7.7
1981	7.7	8.2	8.1	7.6	8.2	7.6	8.2	7.3	8.2	7.9
1982	7.7	8.2	8.0	7.7	8.0	7.7	8.5	7.2	8.0	7.9
1983	7.7	8.0	7.8	7.8	7.8	7.8	8.2	7.4	8.0	7.8
1984	7.6	8.0	7.8	7.8	8.2	7.8	8.0	7.0	8.0	7.8
1985	7.6	7.9	7.8	7.8	7.9	7.8	8.7	7.6	8.0	7.8
1986	7.7	8.2	7.9	8.0	8.4	8.0	8.4	7.6	8.4	8.0
1987	7.7	8.2	8.0	7.9	8.3	7.9	8.3	7.7	8.1	8.0
1988	7.7	8.1	7.9	7.9	7.9	7.9	8.4	7.7	7.9	7.9
1989	7.7	8.1	8.0	7.8	8.1	7.8	8.2	8.0	7.8	7.9
1990	7.5	8.1	7.8	7.8	7.9	7.8	8.0	7.7	8.1	7.8
1991	7.5	8.0	7.8	7.8	7.7	7.8	7.9	7.9	8.3	7.8
1992	7.7	8.2	8.0	7.9	7.9	7.9	7.9	8.2	8.0	8.0
1993	7.6	8.3	7.9	8.0	7.4	8.0	7.9	8.3	8.4	7.9
1994	7.6	8.2	7.9	8.1	8.3	8.1	7.9	7.9	8.1	8.0
1995	7.9	8.4	8.1	8.2	8.0	8.2	8.0	8.2	8.4	8.2
1996	7.8	8.3	8.1	8.1	8.2	8.1	8.3	8.2	8.1	8.1
1997	7.9	8.4	8.5	7.8	8.5	7.8	7.9	8.3	8.2	8.2
1998	8.2	8.7	8.3	8.6	8.7	8.6	8.2	8.5	8.6	8.5
1999	8.1	8.5	8.4	8.2	8.6	8.2	8.4	8.1	8.5	8.3
2000	8.0	8.5	8.5	7.9	8.3	7.9	8.2	8.1	8.6	8.3
2001	7.8	8.2	8.2	7.8	8.6	7.8	7.9	8.0	7.9	8.0
2002	7.4	8.0	8.0	7.4	8.3	7.4	7.3	8.0	7.7	7.8
2003	7.6	8.1	8.1	7.6	7.8	7.6	8.0	8.2	7.8	7.9
2004	7.9	8.4	8.5	7.6	8.3	7.6	7.9	8.8	8.2	8.2
2005	7.8	8.3	8.4	7.5	8.3	7.5	7.4	8.5	8.2	8.1
2006	7.8	8.4	8.4	7.8	8.6	7.8	8.2	8.0	8.1	8.2
2007	8.0	8.5	8.6	7.9	8.5	7.9	8.5	8.2	8.3	8.3
2008	8.2	8.5	8.5	8.2	8.5	8.2	8.5	8.3	8.3	8.4
2009	8.2	8.6	8.7	8.1	8.7	8.1	8.5	9.0	8.3	8.5
2010										
2011										
2012										



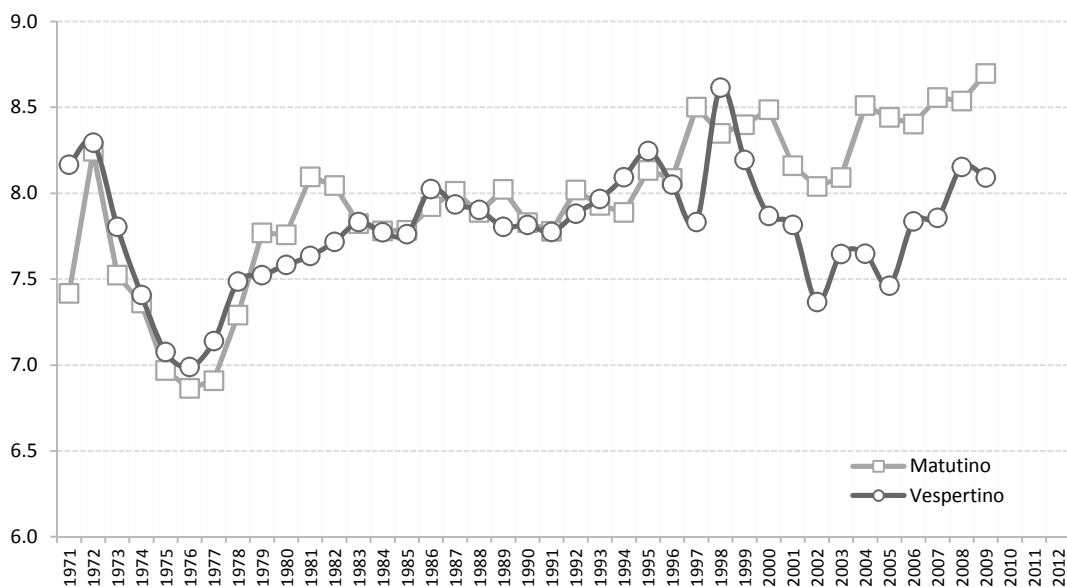
## 1612 Ciencias Políticas y Sociales II

Calificación promedio por género



## 1612 Ciencias Políticas y Sociales II

Calificación promedio por turno







Universidad Nacional Autónoma de México  
Colegio de Ciencias y Humanidades

## Derecho I

### HISTORICO SOCIAL

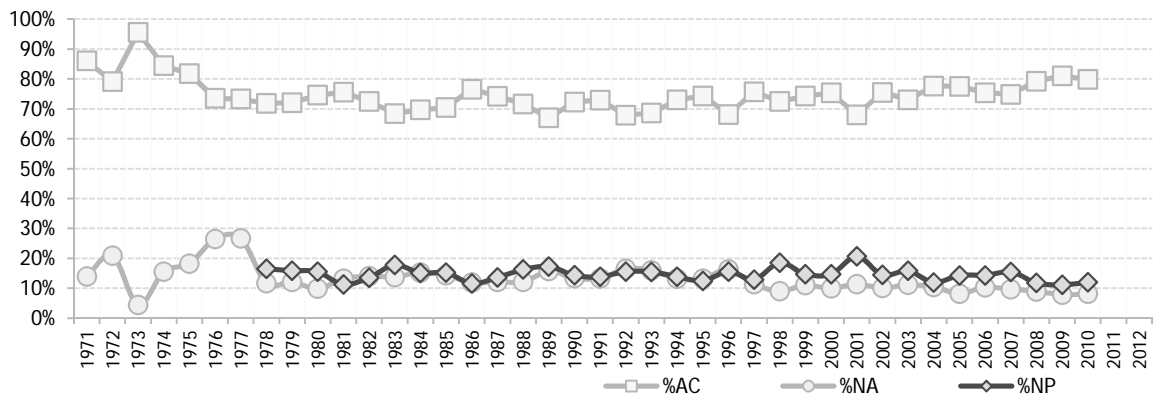
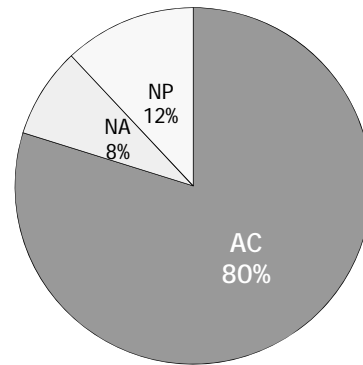
	Asignatura incluida	Plan	Semestre	Creditos	Horas
1513	Derecho I	1997	5	8	4
3041	Derecho I	1971	5	6	3



Total CCH

Generación	%AC	%NA	%NP
1971	86%	14%	
1972	79%	21%	
1973	96%	4%	
1974	84%	16%	
1975	82%	18%	
1976	74%	26%	
1977	73%	27%	
1978	72%	12%	16%
1979	72%	12%	16%
1980	75%	10%	15%
1981	76%	13%	11%
1982	72%	14%	14%
1983	68%	14%	18%
1984	70%	15%	15%
1985	70%	14%	15%
1986	77%	12%	12%
1987	74%	12%	14%
1988	72%	12%	16%
1989	67%	16%	17%
1990	72%	13%	14%
1991	73%	13%	14%
1992	68%	17%	16%
1993	69%	16%	15%
1994	73%	13%	14%
1995	74%	13%	12%
1996	68%	16%	16%
1997	76%	11%	13%
1998	72%	9%	19%
1999	74%	11%	15%
2000	75%	10%	15%
2001	68%	11%	21%
2002	76%	10%	14%
2003	73%	11%	16%
2004	78%	10%	12%
2005	78%	8%	14%
2006	75%	10%	14%
2007	75%	10%	15%
2008	79%	9%	12%
2009	81%	8%	11%
2010	80%	8%	12%
2011			
2012			

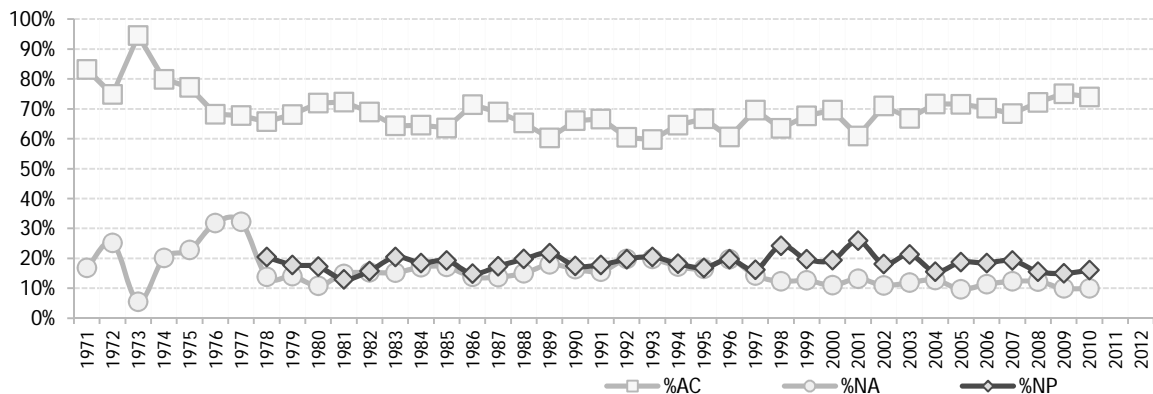
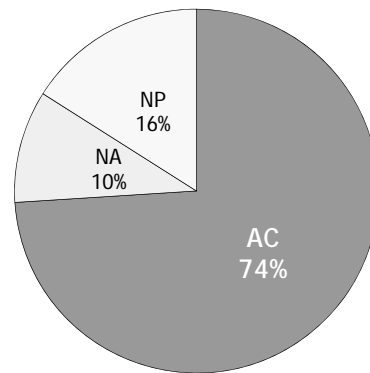
2010



Hombres

Generación	%AC	%NA	%NP
1971	83%	17%	
1972	75%	25%	
1973	94%	6%	
1974	80%	20%	
1975	77%	23%	
1976	68%	32%	
1977	68%	32%	
1978	66%	14%	20%
1979	68%	14%	18%
1980	72%	11%	17%
1981	72%	15%	13%
1982	69%	15%	16%
1983	64%	15%	20%
1984	65%	17%	18%
1985	64%	17%	19%
1986	71%	14%	15%
1987	69%	14%	17%
1988	65%	15%	20%
1989	60%	18%	22%
1990	66%	16%	18%
1991	67%	16%	18%
1992	60%	20%	20%
1993	60%	20%	20%
1994	65%	17%	18%
1995	67%	17%	17%
1996	61%	20%	20%
1997	70%	14%	16%
1998	63%	12%	24%
1999	68%	13%	20%
2000	70%	11%	19%
2001	61%	13%	26%
2002	71%	11%	18%
2003	67%	12%	21%
2004	72%	13%	16%
2005	72%	10%	19%
2006	70%	11%	18%
2007	68%	12%	19%
2008	72%	12%	16%
2009	75%	10%	15%
2010	74%	10%	16%
2011			
2012			

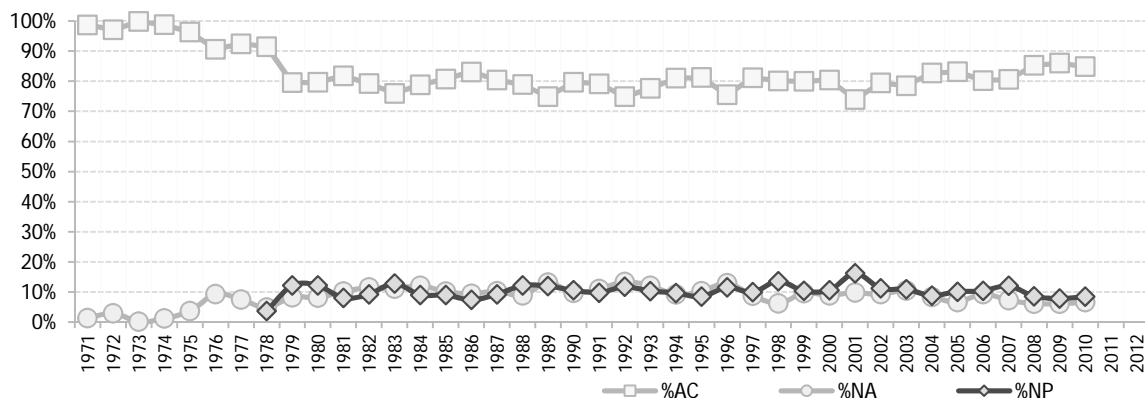
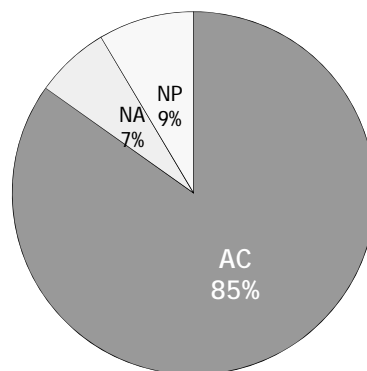
2010



Mujeres

Generación	%AC	%NA	%NP
1971	99%	1%	
1972	97%	3%	
1973	100%	0%	
1974	99%	1%	
1975	96%	4%	
1976	91%	9%	
1977	92%	8%	
1978	91%	5%	4%
1979	80%	8%	12%
1980	80%	8%	12%
1981	82%	10%	8%
1982	79%	12%	9%
1983	76%	11%	13%
1984	79%	12%	9%
1985	81%	10%	9%
1986	83%	9%	7%
1987	80%	10%	9%
1988	79%	9%	12%
1989	75%	13%	12%
1990	80%	10%	11%
1991	79%	11%	10%
1992	75%	13%	12%
1993	78%	12%	10%
1994	81%	9%	10%
1995	81%	10%	9%
1996	75%	13%	12%
1997	81%	9%	10%
1998	80%	6%	14%
1999	80%	10%	10%
2000	80%	9%	11%
2001	74%	10%	16%
2002	79%	9%	11%
2003	79%	11%	11%
2004	83%	8%	9%
2005	83%	7%	10%
2006	80%	9%	10%
2007	81%	7%	12%
2008	85%	6%	9%
2009	86%	6%	8%
2010	85%	7%	9%
2011			
2012			

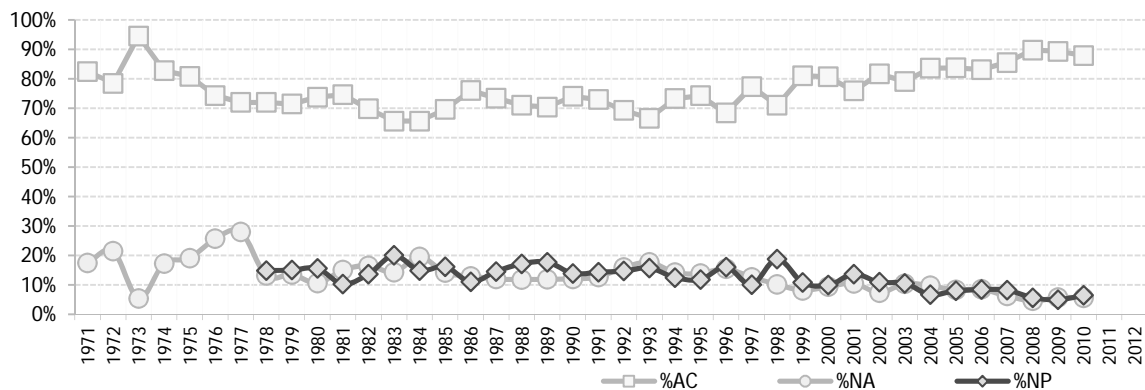
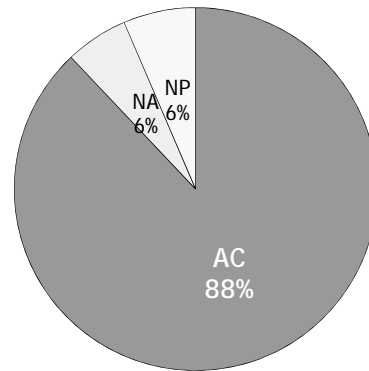
2010



Matutino

Generación	%AC	%NA	%NP
1971	83%	17%	
1972	79%	22%	
1973	95%	5%	
1974	83%	17%	
1975	81%	19%	
1976	74%	26%	
1977	72%	28%	
1978	72%	13%	15%
1979	71%	13%	15%
1980	74%	11%	16%
1981	75%	15%	10%
1982	70%	17%	14%
1983	66%	14%	20%
1984	66%	20%	15%
1985	70%	14%	16%
1986	76%	13%	11%
1987	73%	12%	15%
1988	71%	12%	17%
1989	70%	12%	18%
1990	74%	12%	14%
1991	73%	13%	14%
1992	69%	16%	15%
1993	67%	18%	16%
1994	73%	14%	12%
1995	74%	14%	12%
1996	68%	16%	16%
1997	77%	13%	10%
1998	71%	10%	19%
1999	81%	8%	11%
2000	81%	9%	10%
2001	76%	10%	14%
2002	82%	7%	11%
2003	79%	10%	11%
2004	84%	10%	7%
2005	84%	8%	8%
2006	83%	8%	8%
2007	86%	6%	8%
2008	90%	5%	6%
2009	89%	6%	5%
2010	88%	6%	6%
2011			
2012			

2009

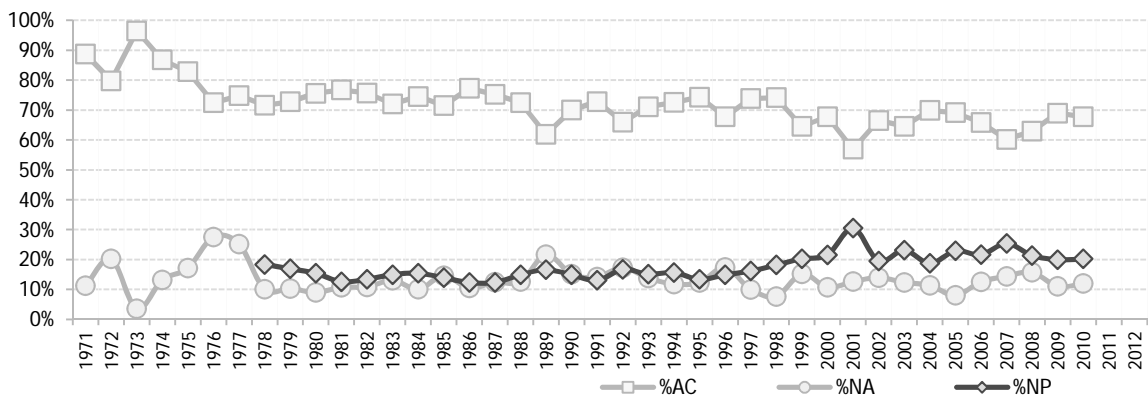
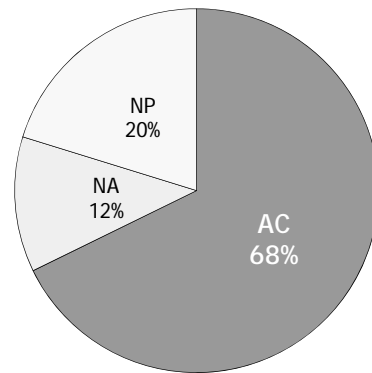




Vespertino

Generación	%AC	%NA	%NP
1971	89%	11%	
1972	80%	20%	
1973	97%	3%	
1974	87%	13%	
1975	83%	17%	
1976	72%	28%	
1977	75%	25%	
1978	72%	10%	18%
1979	73%	10%	17%
1980	76%	9%	15%
1981	77%	11%	13%
1982	76%	11%	13%
1983	72%	13%	15%
1984	75%	10%	15%
1985	71%	15%	14%
1986	77%	10%	12%
1987	75%	12%	12%
1988	73%	13%	15%
1989	62%	22%	17%
1990	70%	15%	15%
1991	73%	14%	13%
1992	66%	17%	17%
1993	71%	14%	15%
1994	73%	12%	16%
1995	74%	12%	13%
1996	68%	17%	15%
1997	74%	10%	16%
1998	74%	8%	18%
1999	65%	15%	20%
2000	68%	11%	22%
2001	57%	13%	30%
2002	67%	14%	20%
2003	65%	12%	23%
2004	70%	11%	19%
2005	69%	8%	23%
2006	66%	13%	22%
2007	60%	14%	25%
2008	63%	16%	21%
2009	69%	11%	20%
2010	68%	12%	20%
2011			
2012			

2009



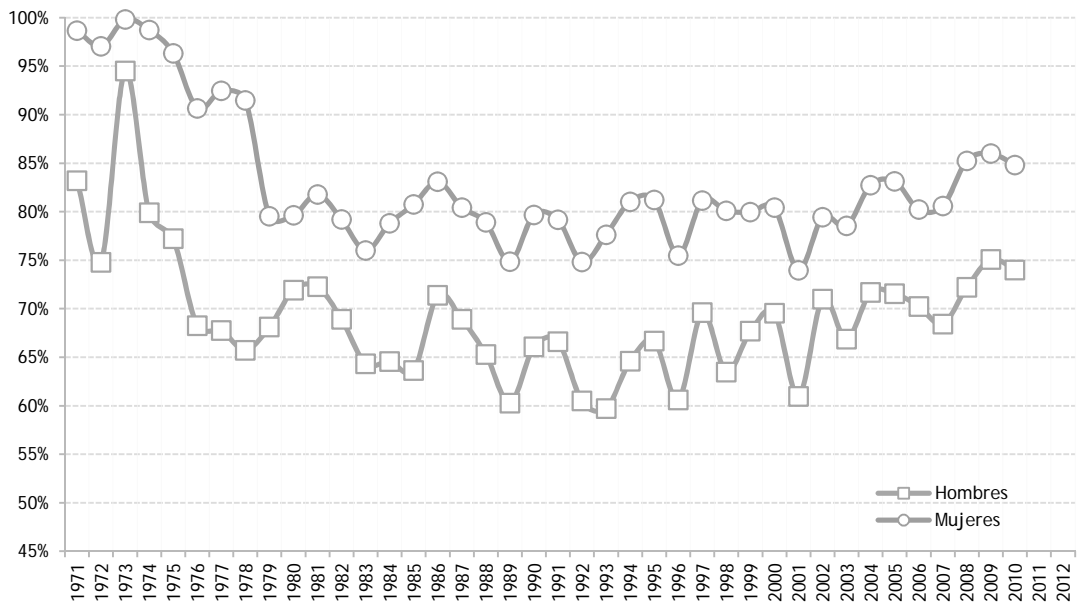
## Derecho I

## Acreditación

Generación	Género		Turno		Plantel					CCH
	Hombres	Mujeres	Matutino	Vespertino	Azcapotzalco	Naucalpan	Vallejo	Oriente	Sur	
1971	83%	99%	83%	89%	92%	89%	84%			86%
1972	75%	97%	79%	80%	80%	80%	87%	76%	80%	79%
1973	94%	100%	95%	97%	99%	97%	86%	100%	100%	96%
1974	80%	99%	83%	87%	88%	87%	86%	81%	83%	84%
1975	77%	96%	81%	83%	81%	83%	81%	83%	86%	82%
1976	68%	91%	74%	72%	81%	72%	78%	69%	76%	74%
1977	68%	92%	72%	75%	79%	75%	75%	66%	82%	73%
1978	66%	91%	72%	72%	76%	72%	72%	73%	73%	72%
1979	68%	80%	71%	73%	85%	73%	69%	69%	78%	72%
1980	72%	80%	74%	76%	79%	76%	79%	66%	84%	75%
1981	72%	82%	75%	77%	77%	77%	80%	66%	84%	76%
1982	69%	79%	70%	76%	68%	76%	77%	67%	84%	72%
1983	64%	76%	66%	72%	64%	72%	76%	64%	74%	68%
1984	65%	79%	66%	75%	71%	75%	76%	64%	76%	70%
1985	64%	81%	70%	71%	66%	71%	80%	64%	78%	70%
1986	71%	83%	76%	77%	78%	77%	78%	74%	80%	77%
1987	69%	80%	73%	75%	66%	75%	80%	75%	78%	74%
1988	65%	79%	71%	73%	60%	73%	72%	73%	75%	72%
1989	60%	75%	70%	62%	54%	62%	67%	72%	75%	67%
1990	66%	80%	74%	70%	60%	70%	74%	72%	74%	72%
1991	67%	79%	73%	73%	65%	73%	76%	70%	81%	73%
1992	60%	75%	69%	66%	62%	66%	66%	68%	72%	68%
1993	60%	78%	67%	71%	57%	71%	74%	73%	66%	69%
1994	65%	81%	73%	73%	69%	73%	72%	76%	71%	73%
1995	67%	81%	74%	74%	70%	74%	78%	76%	73%	74%
1996	61%	75%	68%	68%	65%	68%	76%	76%	66%	68%
1997	70%	81%	77%	74%	76%	74%	75%	79%	69%	76%
1998	63%	80%	71%	74%	72%	74%	68%	74%	73%	72%
1999	68%	80%	81%	65%	66%	65%	77%	74%	81%	74%
2000	70%	80%	81%	68%	65%	68%	84%	80%	77%	75%
2001	61%	74%	76%	57%	50%	57%	78%	72%	76%	68%
2002	71%	79%	82%	67%	66%	67%	82%	81%	78%	76%
2003	67%	79%	79%	65%	64%	65%	82%	78%	79%	73%
2004	72%	83%	84%	70%	62%	70%	83%	81%	84%	78%
2005	72%	83%	84%	69%	61%	69%	80%	83%	85%	78%
2006	70%	80%	83%	66%	60%	66%	80%	85%	80%	75%
2007	68%	81%	86%	60%	71%	60%	77%	78%	76%	75%
2008	72%	85%	90%	63%	75%	63%	81%	81%	84%	79%
2009	75%	86%	89%	69%	83%	69%	84%	84%	79%	81%
2010	74%	85%	88%	68%	74%	68%	83%	85%	81%	80%
2011										
2012										

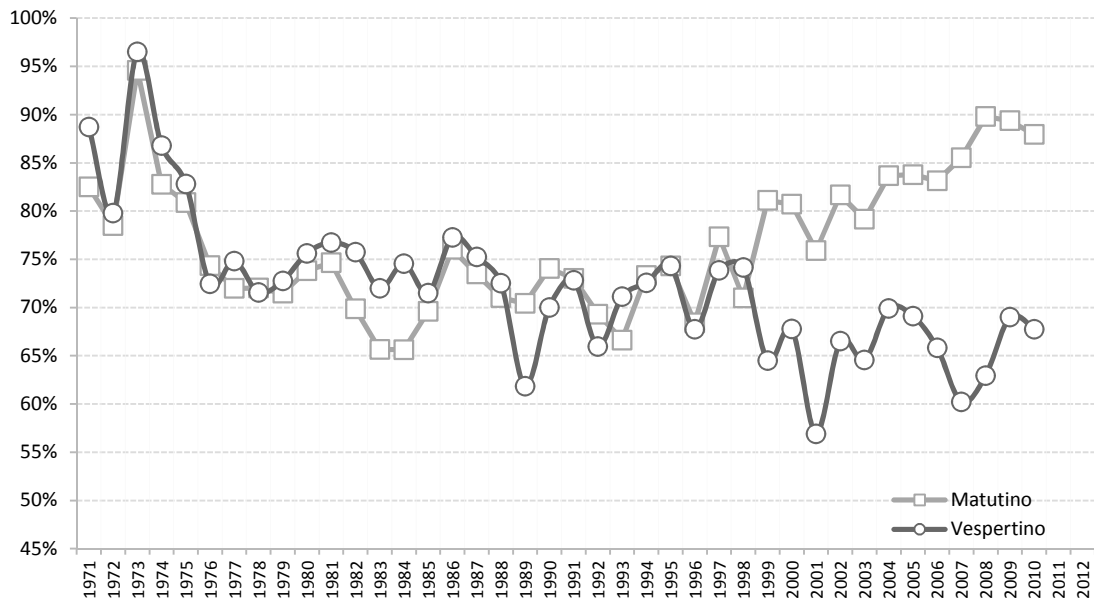
## 1513 Derecho I

Acreditación por género



## 1513 Derecho I

Acreditación por turno



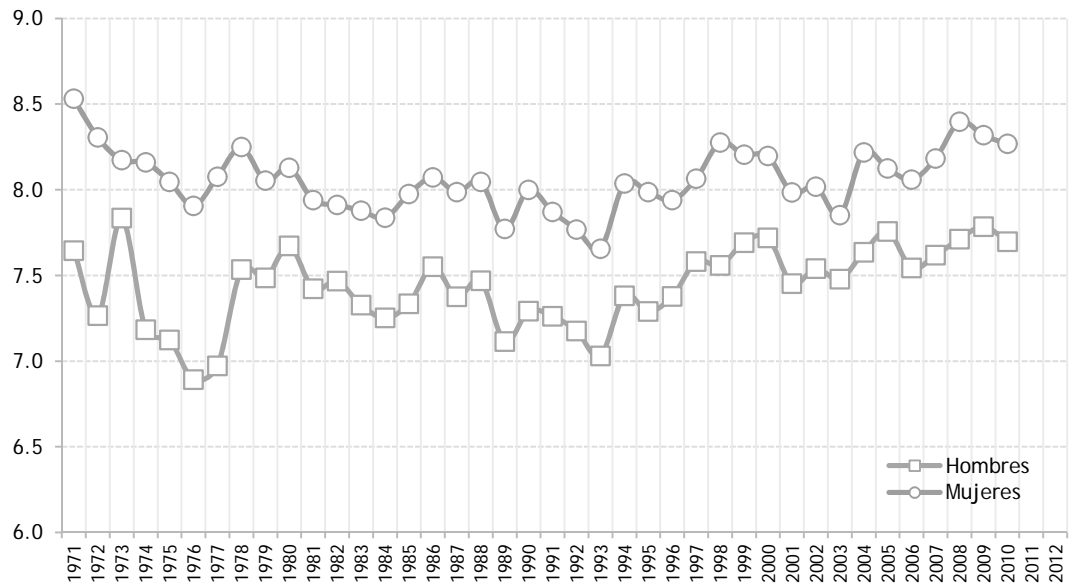
## Derecho I

### Promedio de Calificaciones

Generación	Género		Turno		Plantel					CCH
	Hombres	Mujeres	Matutino	Vespertino	Azcapotzalco	Naucalpan	Vallejo	Oriente	Sur	
1971	7.6	8.5	7.7	7.9	8.1	7.9	7.8			7.8
1972	7.3	8.3	7.5	7.5	7.2	7.5	7.8	7.5	7.6	7.5
1973	7.8	8.2	7.7	8.1	8.2	8.1	7.7	7.7	8.3	7.9
1974	7.2	8.2	7.2	7.7	7.7	7.7	7.3	7.1	7.7	7.4
1975	7.1	8.0	7.2	7.6	7.2	7.6	7.3	7.2	7.9	7.3
1976	6.9	7.9	7.2	7.0	7.2	7.0	7.3	7.1	7.2	7.1
1977	7.0	8.1	7.2	7.2	7.6	7.2	7.2	6.9	7.6	7.2
1978	7.5	8.2	7.7	7.8	8.1	7.8	7.5	7.8	8.1	7.7
1979	7.5	8.1	7.6	7.8	8.5	7.8	7.6	7.6	7.9	7.7
1980	7.7	8.1	7.6	8.1	8.0	8.1	8.2	7.4	8.4	7.8
1981	7.4	7.9	7.5	7.8	7.7	7.8	7.7	7.2	8.3	7.6
1982	7.5	7.9	7.5	7.8	7.3	7.8	7.7	7.5	8.6	7.6
1983	7.3	7.9	7.4	7.6	7.4	7.6	7.7	7.3	8.1	7.5
1984	7.3	7.8	7.3	7.7	7.2	7.7	7.9	7.3	8.0	7.5
1985	7.3	8.0	7.6	7.7	7.3	7.7	7.7	7.3	8.4	7.6
1986	7.6	8.1	7.8	7.8	7.5	7.8	8.0	7.4	8.3	7.8
1987	7.4	8.0	7.6	7.8	7.3	7.8	8.2	7.2	8.3	7.7
1988	7.5	8.0	7.7	7.8	7.2	7.8	7.8	7.3	8.3	7.8
1989	7.1	7.8	7.6	7.1	6.7	7.1	7.5	7.4	7.9	7.4
1990	7.3	8.0	7.8	7.4	6.7	7.4	8.1	7.5	7.9	7.6
1991	7.3	7.9	7.6	7.5	7.1	7.5	7.8	7.3	8.1	7.6
1992	7.2	7.8	7.6	7.4	6.9	7.4	7.6	7.5	7.8	7.5
1993	7.0	7.7	7.3	7.5	6.6	7.5	7.8	7.6	7.5	7.4
1994	7.4	8.0	7.7	7.7	7.1	7.7	7.9	7.5	8.0	7.7
1995	7.3	8.0	7.6	7.7	7.2	7.7	8.1	7.6	7.7	7.7
1996	7.4	7.9	7.6	7.8	7.1	7.8	8.4	7.8	8.0	7.7
1997	7.6	8.1	7.7	8.0	7.8	8.0	7.7	7.5	8.0	7.8
1998	7.6	8.3	7.7	8.3	7.9	8.3	8.1	7.7	8.1	8.0
1999	7.7	8.2	8.2	7.6	7.3	7.6	8.5	7.5	8.7	8.0
2000	7.7	8.2	8.1	7.8	7.2	7.8	8.5	7.9	8.5	8.0
2001	7.5	8.0	7.9	7.5	6.7	7.5	8.3	7.5	8.7	7.8
2002	7.5	8.0	8.1	7.4	7.0	7.4	8.0	7.7	8.6	7.8
2003	7.5	7.9	7.8	7.5	6.8	7.5	8.1	7.6	8.5	7.7
2004	7.6	8.2	8.1	7.7	6.7	7.7	8.4	8.0	8.5	8.0
2005	7.8	8.1	8.0	7.9	6.9	7.9	8.2	8.0	8.6	8.0
2006	7.5	8.1	8.0	7.5	6.9	7.5	8.3	7.9	8.5	7.8
2007	7.6	8.2	8.2	7.5	7.7	7.5	8.0	7.9	8.3	7.9
2008	7.7	8.4	8.5	7.4	8.0	7.4	8.1	8.0	8.7	8.1
2009	7.8	8.3	8.4	7.6	8.1	7.6	8.1	8.2	8.4	8.1
2010	7.7	8.3	8.4	7.4	7.8	7.4	8.1	8.2	8.4	8.0
2011										
2012										

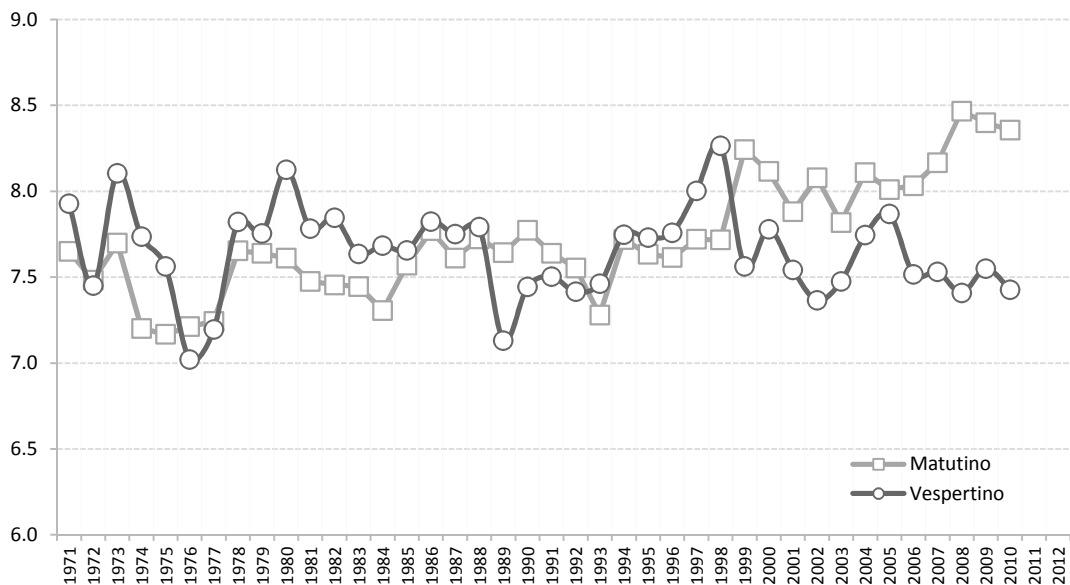
## 1513 Derecho I

Calificación promedio por género



## 1513 Derecho I

Calificación promedio por turno







Universidad Nacional Autónoma de México  
Colegio de Ciencias y Humanidades

## Derecho II

### HISTORICO SOCIAL

		Asignatura incluida	Plan	Semestre	Creditos	Horas
1613	Derecho II		1997	6	8	4
3063	Derecho II		1971	6	6	3

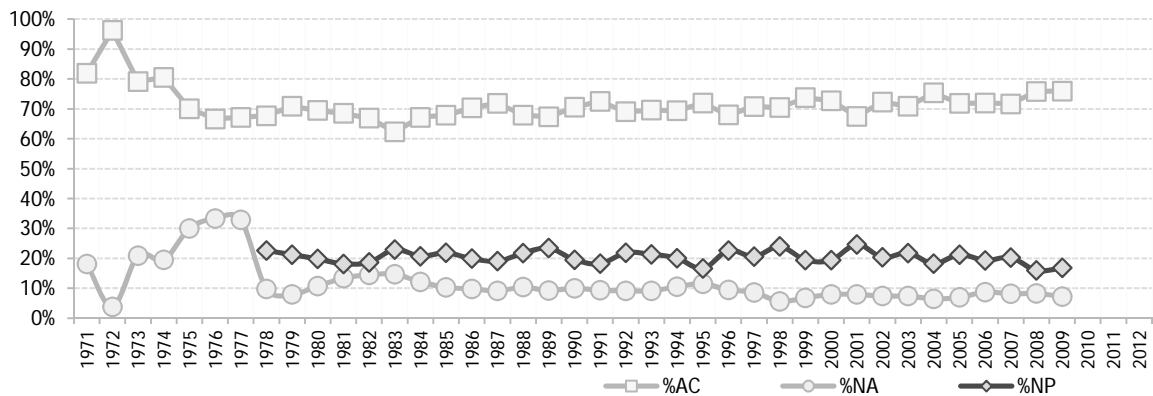
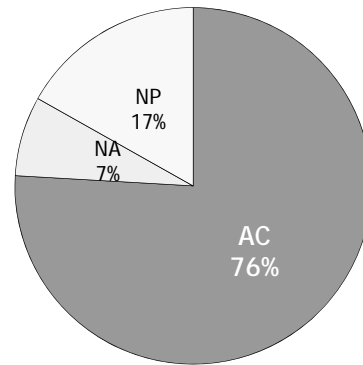




Total CCH

Generación	%AC	%NA	%NP
1971	82%	18%	
1972	96%	4%	
1973	79%	21%	
1974	81%	19%	
1975	70%	30%	
1976	67%	33%	
1977	67%	33%	
1978	68%	10%	23%
1979	71%	8%	21%
1980	69%	11%	20%
1981	69%	13%	18%
1982	67%	14%	19%
1983	62%	15%	23%
1984	67%	12%	21%
1985	68%	10%	22%
1986	70%	10%	20%
1987	72%	9%	19%
1988	68%	10%	22%
1989	67%	9%	23%
1990	71%	10%	20%
1991	73%	9%	18%
1992	69%	9%	22%
1993	70%	9%	21%
1994	69%	11%	20%
1995	72%	12%	17%
1996	68%	9%	23%
1997	71%	9%	21%
1998	70%	6%	24%
1999	74%	7%	19%
2000	73%	8%	19%
2001	67%	8%	25%
2002	72%	7%	20%
2003	71%	7%	22%
2004	75%	6%	18%
2005	72%	7%	21%
2006	72%	9%	19%
2007	72%	8%	20%
2008	76%	8%	16%
2009	76%	7%	17%
2010			
2011			
2012			

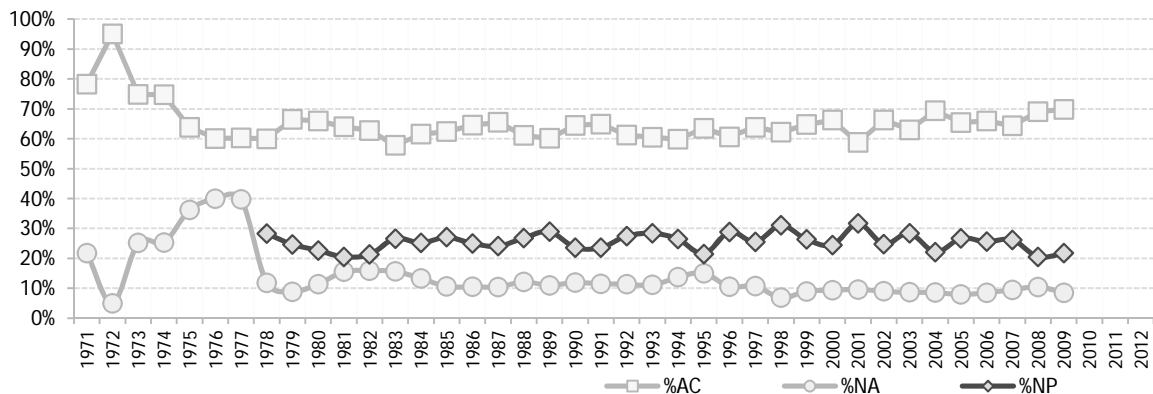
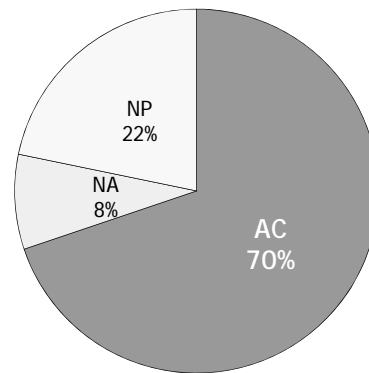
2009



Hombres

Generación	%AC	%NA	%NP
1971	78%	22%	
1972	95%	5%	
1973	75%	25%	
1974	75%	25%	
1975	64%	36%	
1976	60%	40%	
1977	60%	40%	
1978	60%	12%	28%
1979	66%	9%	25%
1980	66%	11%	23%
1981	64%	15%	20%
1982	63%	16%	21%
1983	58%	16%	27%
1984	62%	13%	25%
1985	62%	11%	27%
1986	65%	11%	25%
1987	66%	10%	24%
1988	61%	12%	27%
1989	60%	11%	29%
1990	64%	12%	24%
1991	65%	11%	24%
1992	61%	11%	27%
1993	61%	11%	28%
1994	60%	14%	26%
1995	64%	15%	21%
1996	61%	11%	29%
1997	64%	11%	25%
1998	62%	7%	31%
1999	65%	9%	26%
2000	66%	9%	24%
2001	59%	10%	32%
2002	66%	9%	25%
2003	63%	9%	28%
2004	69%	9%	22%
2005	65%	8%	27%
2006	66%	8%	26%
2007	64%	9%	26%
2008	69%	10%	21%
2009	70%	8%	22%
2010			
2011			
2012			

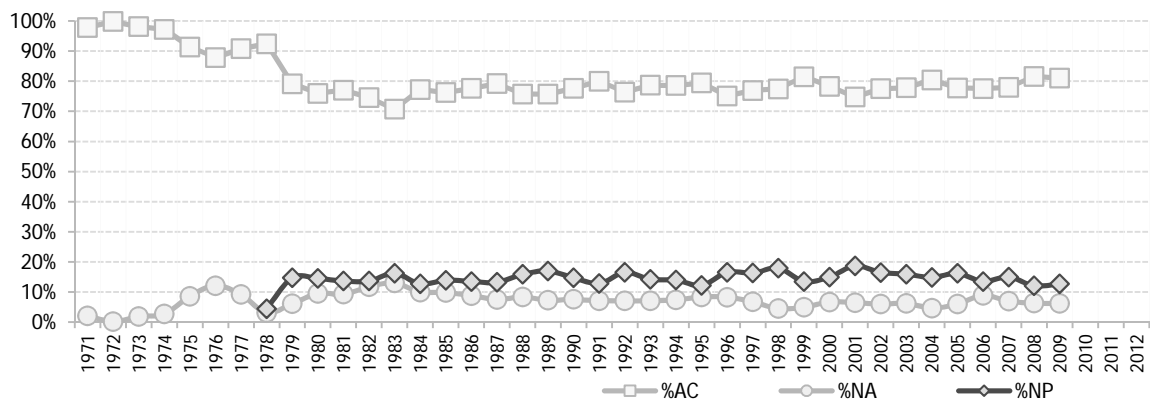
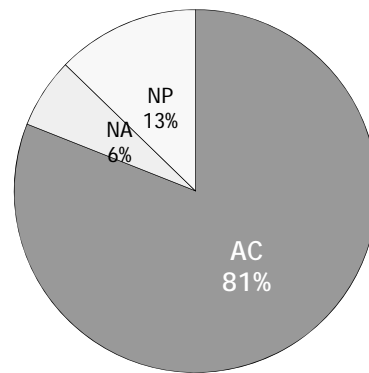
2009



Mujeres

Generación	%AC	%NA	%NP
1971	98%	2%	
1972	100%	0%	
1973	98%	2%	
1974	97%	3%	
1975	91%	9%	
1976	88%	12%	
1977	91%	9%	
1978	92%	3%	4%
1979	79%	6%	15%
1980	76%	10%	15%
1981	77%	9%	14%
1982	75%	12%	14%
1983	71%	13%	16%
1984	77%	10%	13%
1985	76%	10%	14%
1986	78%	9%	14%
1987	79%	8%	13%
1988	76%	8%	16%
1989	76%	7%	17%
1990	78%	8%	15%
1991	80%	7%	13%
1992	76%	7%	17%
1993	79%	7%	14%
1994	79%	7%	14%
1995	79%	8%	12%
1996	75%	8%	17%
1997	77%	7%	16%
1998	77%	5%	18%
1999	81%	5%	14%
2000	78%	7%	15%
2001	75%	7%	19%
2002	77%	6%	17%
2003	78%	6%	16%
2004	80%	5%	15%
2005	78%	6%	16%
2006	78%	9%	14%
2007	78%	7%	15%
2008	82%	6%	12%
2009	81%	6%	13%
2010			
2011			
2012			

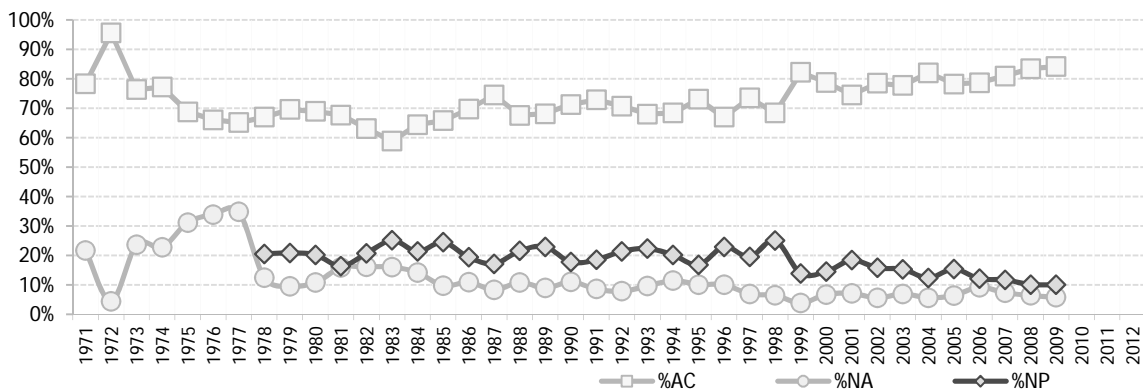
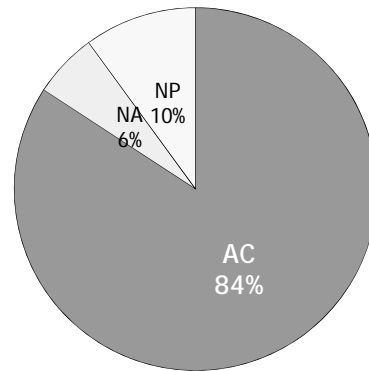
2009



Matutino

Generación	%AC	%NA	%NP
1971	78%	22%	
1972	96%	4%	
1973	76%	24%	
1974	77%	23%	
1975	69%	31%	
1976	66%	34%	
1977	65%	35%	
1978	67%	12%	21%
1979	70%	10%	21%
1980	69%	11%	20%
1981	68%	16%	16%
1982	63%	16%	21%
1983	59%	16%	25%
1984	64%	14%	21%
1985	66%	10%	25%
1986	70%	11%	19%
1987	75%	8%	17%
1988	68%	11%	22%
1989	68%	9%	23%
1990	71%	11%	18%
1991	73%	9%	19%
1992	71%	8%	21%
1993	68%	10%	22%
1994	68%	11%	20%
1995	73%	10%	17%
1996	67%	10%	23%
1997	74%	7%	20%
1998	68%	6%	25%
1999	82%	4%	14%
2000	79%	7%	14%
2001	75%	7%	18%
2002	79%	6%	16%
2003	78%	7%	15%
2004	82%	6%	12%
2005	78%	6%	15%
2006	79%	9%	12%
2007	81%	7%	12%
2008	84%	6%	10%
2009	84%	6%	10%
2010			
2011			
2012			

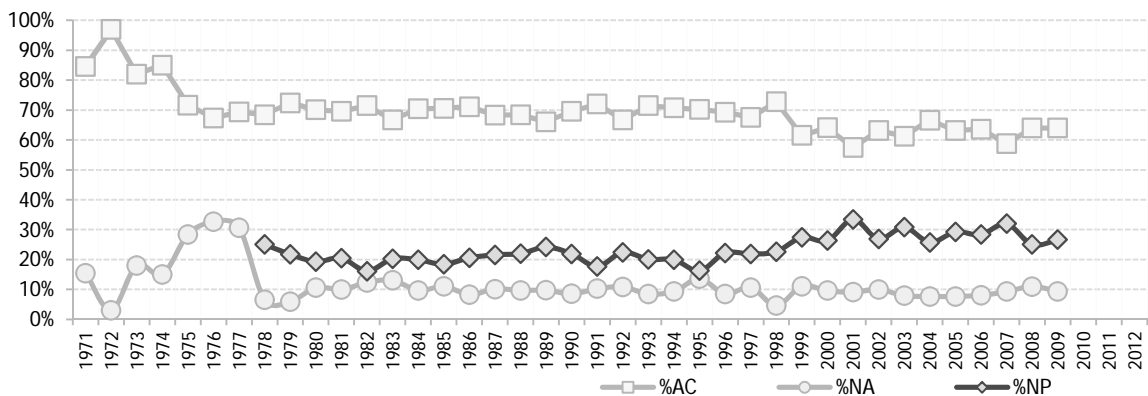
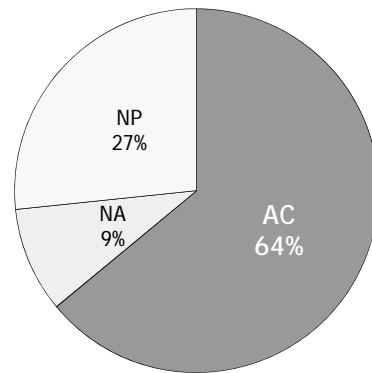
2009



Vespertino

Generación	%AC	%NA	%NP
1971	85%	15%	
1972	97%	3%	
1973	82%	18%	
1974	85%	15%	
1975	72%	28%	
1976	67%	33%	
1977	69%	31%	
1978	68%	7%	25%
1979	72%	6%	22%
1980	70%	11%	19%
1981	70%	10%	20%
1982	72%	12%	16%
1983	67%	13%	20%
1984	70%	10%	20%
1985	71%	11%	18%
1986	71%	8%	21%
1987	68%	10%	22%
1988	68%	10%	22%
1989	66%	10%	24%
1990	70%	9%	22%
1991	72%	10%	18%
1992	67%	11%	22%
1993	71%	8%	20%
1994	71%	9%	20%
1995	70%	14%	16%
1996	69%	8%	22%
1997	68%	11%	22%
1998	73%	5%	23%
1999	62%	11%	27%
2000	64%	10%	26%
2001	57%	9%	33%
2002	63%	10%	27%
2003	61%	8%	31%
2004	67%	8%	26%
2005	63%	8%	29%
2006	64%	8%	28%
2007	59%	9%	32%
2008	64%	11%	25%
2009	64%	9%	27%
2010			
2011			
2012			

2009



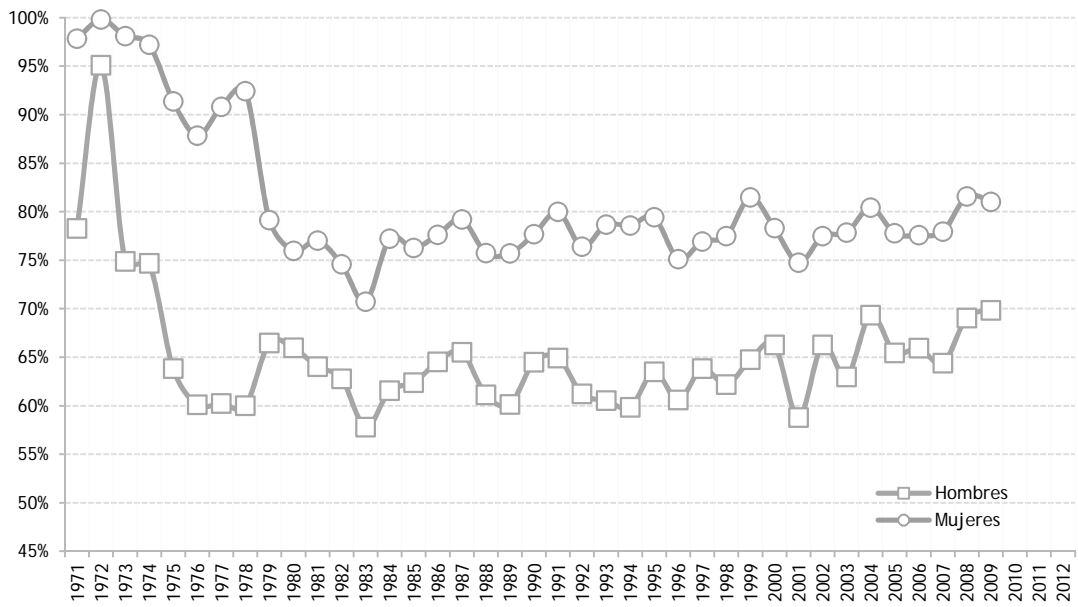
## Derecho II

## Acreditación

Generación	Género		Turno		Plantel					CCH
	Hombres	Mujeres	Matutino	Vespertino	Azcapotzalco	Naucalpan	Vallejo	Oriente	Sur	
1971	78%	98%	78%	85%	87%	85%	80%			82%
1972	95%	100%	96%	97%	100%	97%	92%	98%	100%	96%
1973	75%	98%	76%	82%	83%	82%	80%	78%	80%	79%
1974	75%	97%	77%	85%	84%	85%	83%	76%	82%	81%
1975	64%	91%	69%	72%	72%	72%	73%	68%	74%	70%
1976	60%	88%	66%	67%	74%	67%	71%	63%	70%	67%
1977	60%	91%	65%	69%	74%	69%	73%	58%	77%	67%
1978	60%	92%	67%	68%	74%	68%	68%	66%	72%	68%
1979	66%	79%	70%	72%	82%	72%	70%	72%	76%	71%
1980	66%	76%	69%	70%	71%	70%	75%	70%	83%	69%
1981	64%	77%	68%	70%	70%	70%	70%	66%	75%	69%
1982	63%	75%	63%	72%	59%	72%	72%	68%	78%	67%
1983	58%	71%	59%	67%	57%	67%	72%	64%	70%	62%
1984	62%	77%	64%	70%	61%	70%	72%	66%	74%	67%
1985	62%	76%	66%	71%	70%	71%	68%	68%	77%	68%
1986	65%	78%	70%	71%	65%	71%	74%	71%	74%	70%
1987	66%	79%	75%	68%	68%	68%	76%	73%	75%	72%
1988	61%	76%	68%	68%	58%	68%	67%	70%	75%	68%
1989	60%	76%	68%	66%	54%	66%	68%	71%	75%	67%
1990	64%	78%	71%	70%	64%	70%	70%	69%	77%	71%
1991	65%	80%	73%	72%	70%	72%	77%	69%	72%	73%
1992	61%	76%	71%	67%	65%	67%	66%	65%	78%	69%
1993	61%	79%	68%	71%	64%	71%	74%	71%	70%	70%
1994	60%	79%	68%	71%	62%	71%	69%	76%	68%	69%
1995	64%	79%	73%	70%	64%	70%	76%	73%	76%	72%
1996	61%	75%	67%	69%	63%	69%	71%	72%	68%	68%
1997	64%	77%	74%	68%	75%	68%	68%	73%	67%	71%
1998	62%	77%	68%	73%	71%	73%	67%	72%	73%	70%
1999	65%	81%	82%	62%	66%	62%	79%	74%	77%	74%
2000	66%	78%	79%	64%	65%	64%	80%	74%	73%	73%
2001	59%	75%	75%	57%	56%	57%	73%	68%	75%	67%
2002	66%	77%	79%	63%	66%	63%	76%	75%	77%	72%
2003	63%	78%	78%	61%	63%	61%	77%	76%	74%	71%
2004	69%	80%	82%	67%	63%	67%	79%	79%	82%	75%
2005	65%	78%	78%	63%	60%	63%	70%	76%	80%	72%
2006	66%	78%	79%	64%	60%	64%	77%	80%	78%	72%
2007	64%	78%	81%	59%	69%	59%	73%	74%	75%	72%
2008	69%	82%	84%	64%	74%	64%	74%	80%	82%	76%
2009	70%	81%	84%	64%	78%	64%	79%	80%	79%	76%
2010										
2011										
2012										

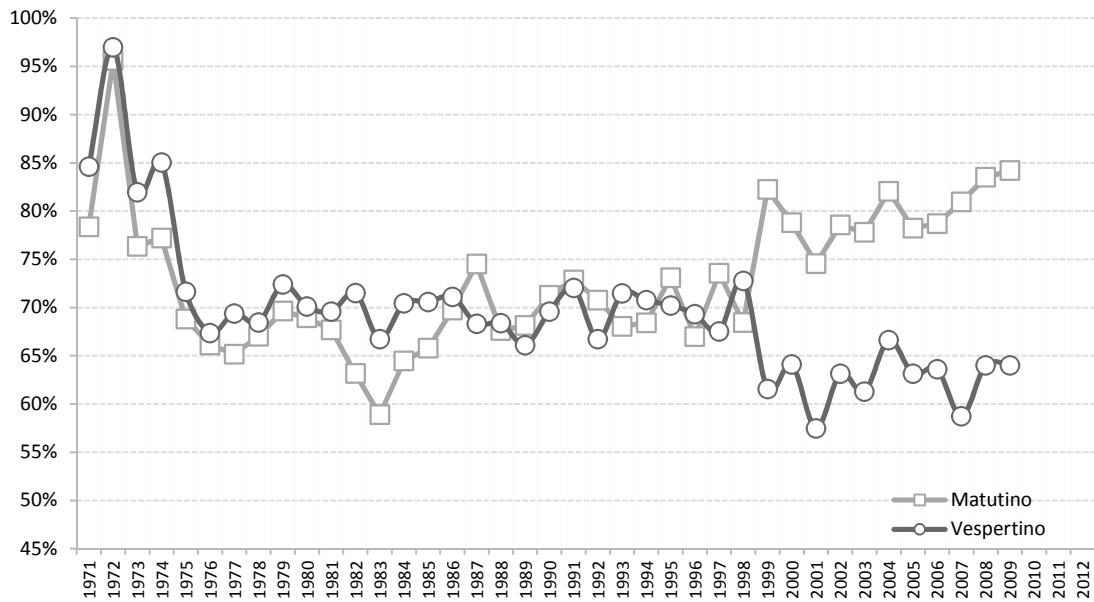
## 1613 Derecho II

Acreditación por género



## 1613 Derecho II

Acreditación por turno



## Derecho II

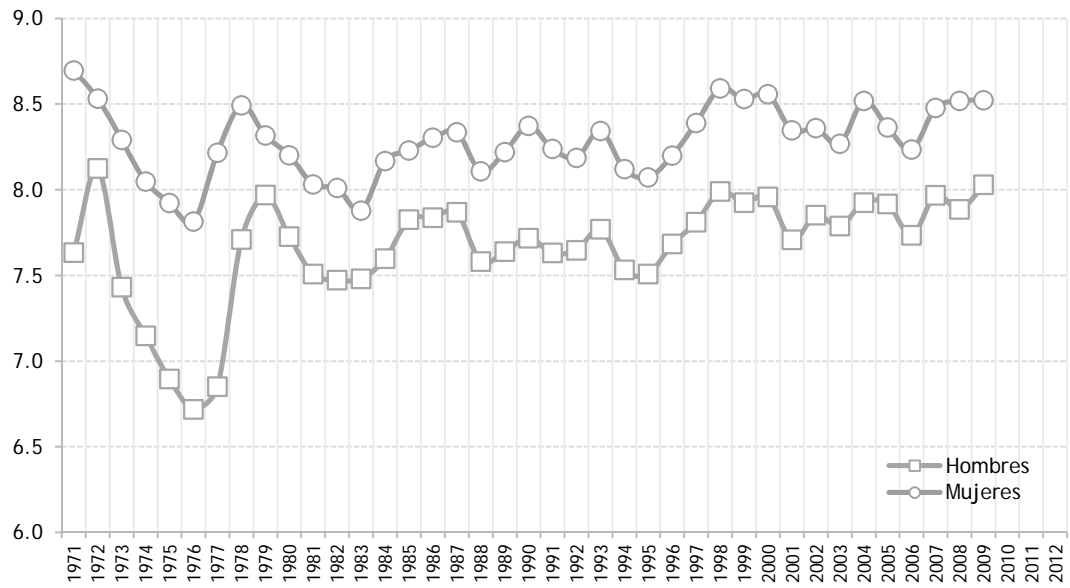
### Promedio de Calificaciones

Generación	Género		Turno		Plantel					CCH
	Hombres	Mujeres	Matutino	Vespertino	Azacapatzalco	Naucalpan	Vallejo	Oriente	Sur	
1971	7.6	8.7	7.5	8.1	8.0	8.1	7.9			7.8
1972	8.1	8.5	8.2	8.3	8.3	8.3	8.0	8.4	8.5	8.2
1973	7.4	8.3	7.5	7.7	8.0	7.7	7.7	7.2	7.6	7.6
1974	7.1	8.0	7.0	7.9	7.4	7.9	7.6	7.1	7.7	7.4
1975	6.9	7.9	7.0	7.3	7.3	7.3	7.2	6.8	7.7	7.1
1976	6.7	7.8	6.9	7.1	7.1	7.1	7.2	6.8	7.4	7.0
1977	6.9	8.2	7.1	7.2	7.5	7.2	7.4	6.9	7.8	7.2
1978	7.7	8.5	7.8	8.1	8.4	8.1	7.8	8.0	8.4	7.9
1979	8.0	8.3	7.9	8.3	8.8	8.3	8.2	7.9	8.4	8.1
1980	7.7	8.2	7.8	8.0	7.7	8.0	7.9	8.0	8.8	7.9
1981	7.5	8.0	7.6	7.9	7.8	7.9	7.5	7.8	8.3	7.7
1982	7.5	8.0	7.6	7.8	7.1	7.8	8.0	7.5	8.4	7.7
1983	7.5	7.9	7.5	7.8	7.3	7.8	7.9	7.5	8.3	7.6
1984	7.6	8.2	7.7	7.9	7.5	7.9	7.8	7.6	8.8	7.8
1985	7.8	8.2	8.0	8.0	8.0	8.0	7.8	8.1	8.5	8.0
1986	7.8	8.3	8.0	8.1	7.7	8.1	8.1	8.2	8.2	8.1
1987	7.9	8.3	8.1	8.1	7.7	8.1	8.4	7.7	8.8	8.1
1988	7.6	8.1	7.8	7.9	6.9	7.9	7.9	7.7	8.7	7.8
1989	7.6	8.2	8.0	7.9	6.9	7.9	8.2	7.7	8.6	7.9
1990	7.7	8.4	8.0	8.2	7.4	8.2	8.2	7.5	8.8	8.0
1991	7.6	8.2	8.1	7.8	7.5	7.8	8.3	7.7	8.0	8.0
1992	7.6	8.2	8.0	7.9	7.4	7.9	8.2	7.8	8.5	7.9
1993	7.8	8.3	8.1	8.1	7.2	8.1	8.8	8.0	8.6	8.1
1994	7.5	8.1	7.8	7.9	7.2	7.9	8.4	7.8	8.0	7.9
1995	7.5	8.1	7.9	7.7	7.3	7.7	8.3	7.9	8.4	7.8
1996	7.7	8.2	7.9	8.1	7.3	8.1	8.1	7.8	8.3	8.0
1997	7.8	8.4	8.2	8.1	8.3	8.1	7.9	8.0	8.2	8.1
1998	8.0	8.6	8.1	8.7	8.3	8.7	8.4	8.3	8.7	8.3
1999	7.9	8.5	8.5	7.9	7.6	7.9	8.6	8.1	9.0	8.3
2000	8.0	8.6	8.5	7.9	7.5	7.9	8.7	8.2	8.7	8.3
2001	7.7	8.3	8.2	8.0	7.1	8.0	8.6	7.7	8.7	8.1
2002	7.9	8.4	8.3	7.9	7.5	7.9	8.1	8.1	8.9	8.1
2003	7.8	8.3	8.2	7.9	7.5	7.9	8.0	8.2	8.5	8.1
2004	7.9	8.5	8.4	8.1	7.1	8.1	8.7	8.2	8.8	8.3
2005	7.9	8.4	8.2	8.1	7.4	8.1	8.4	8.1	8.7	8.2
2006	7.7	8.2	8.2	7.8	7.4	7.8	8.4	8.3	8.5	8.0
2007	8.0	8.5	8.4	8.0	7.7	8.0	8.5	8.1	9.0	8.3
2008	7.9	8.5	8.5	7.7	8.4	7.7	8.2	8.3	8.6	8.2
2009	8.0	8.5	8.6	7.8	8.4	7.8	8.7	8.4	8.5	8.3
2010										
2011										
2012										



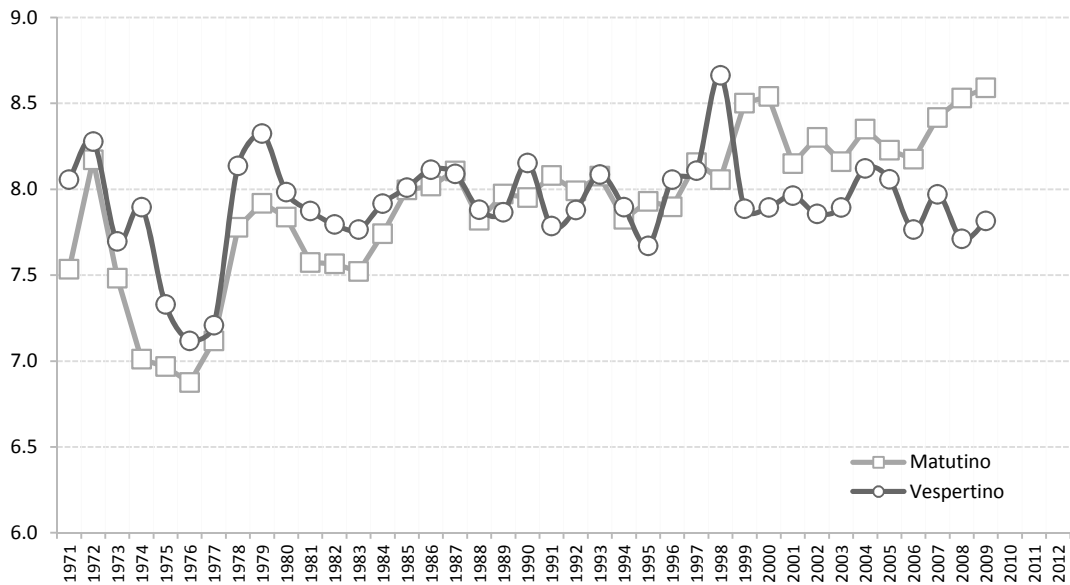
## 1613 Derecho II

Calificación promedio por género



## 1613 Derecho II

Calificación promedio por turno







Universidad Nacional Autónoma de México  
Colegio de Ciencias y Humanidades

## Economía I

### HISTORICO SOCIAL

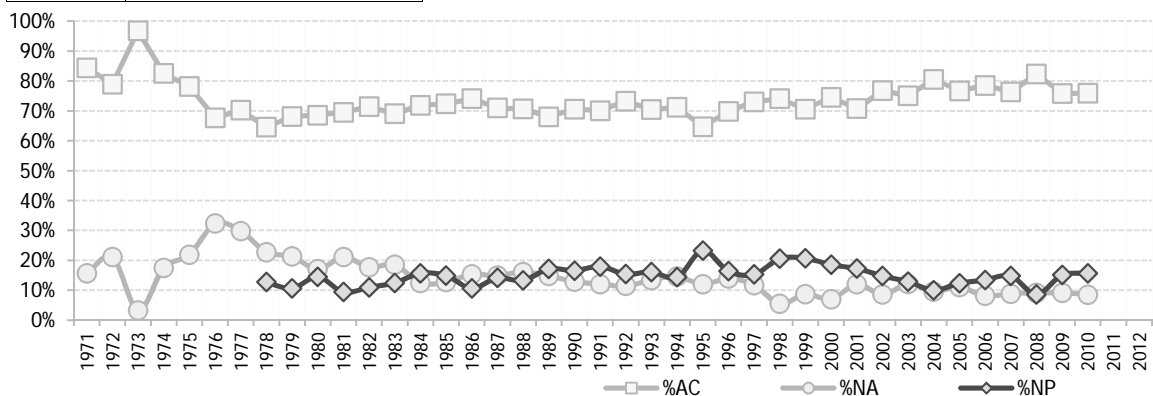
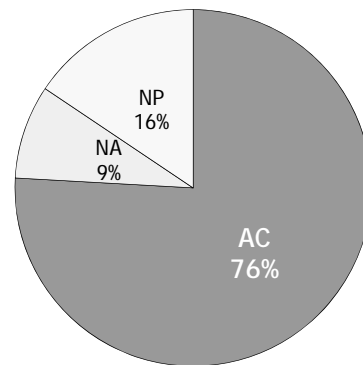
	Asignatura incluida	Plan	Semestre	Creditos	Horas
1514	Economía I	1997	5	8	4
3038	Economía I	1971	5	6	3



Total CCH

Generación	%AC	%NA	%NP
1971	84%	16%	
1972	79%	21%	
1973	97%	3%	
1974	83%	17%	
1975	78%	22%	
1976	68%	32%	
1977	70%	30%	
1978	65%	23%	13%
1979	68%	21%	11%
1980	69%	17%	14%
1981	70%	21%	9%
1982	71%	18%	11%
1983	69%	19%	12%
1984	72%	12%	16%
1985	72%	13%	15%
1986	74%	15%	11%
1987	71%	15%	14%
1988	71%	16%	13%
1989	68%	15%	17%
1990	71%	13%	17%
1991	70%	12%	18%
1992	73%	11%	15%
1993	70%	13%	16%
1994	71%	15%	14%
1995	65%	12%	23%
1996	70%	14%	16%
1997	73%	12%	15%
1998	74%	5%	21%
1999	71%	9%	21%
2000	75%	7%	18%
2001	71%	12%	17%
2002	77%	9%	15%
2003	75%	12%	13%
2004	81%	9%	10%
2005	77%	11%	12%
2006	78%	8%	13%
2007	76%	9%	15%
2008	82%	9%	9%
2009	76%	9%	15%
2010	76%	9%	16%
2011			
2012			

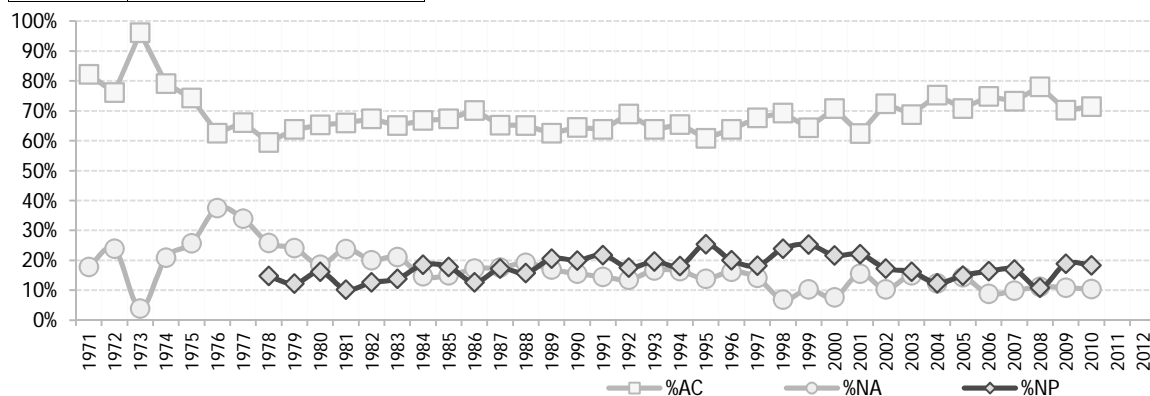
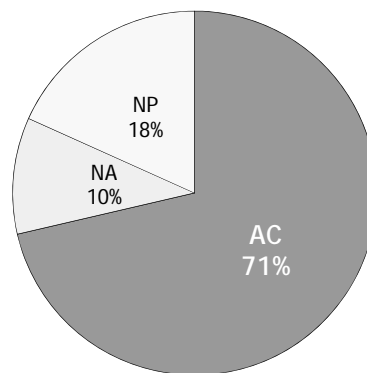
2010



Hombres

Generación	%AC	%NA	%NP
1971	82%	18%	
1972	76%	24%	
1973	96%	4%	
1974	79%	21%	
1975	74%	26%	
1976	63%	37%	
1977	66%	34%	
1978	59%	26%	15%
1979	64%	24%	12%
1980	65%	19%	16%
1981	66%	24%	10%
1982	67%	20%	13%
1983	65%	21%	14%
1984	67%	15%	19%
1985	67%	15%	18%
1986	70%	17%	13%
1987	65%	18%	17%
1988	65%	19%	16%
1989	63%	17%	21%
1990	64%	16%	20%
1991	64%	14%	22%
1992	69%	14%	18%
1993	64%	17%	20%
1994	65%	16%	18%
1995	61%	14%	25%
1996	64%	16%	20%
1997	68%	14%	18%
1998	69%	7%	24%
1999	64%	10%	25%
2000	71%	8%	22%
2001	62%	15%	22%
2002	72%	10%	17%
2003	69%	15%	16%
2004	75%	12%	12%
2005	71%	14%	15%
2006	75%	9%	16%
2007	73%	10%	17%
2008	78%	11%	11%
2009	70%	11%	19%
2010	71%	10%	18%
2011			
2012			

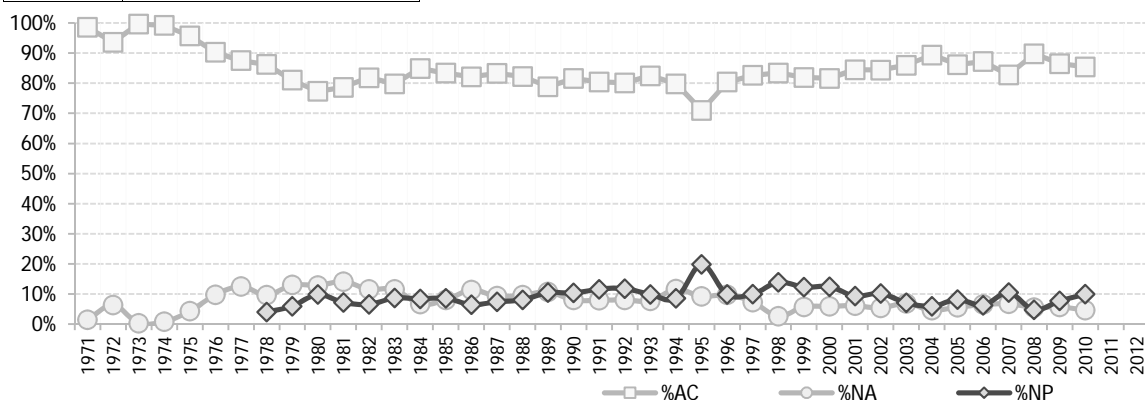
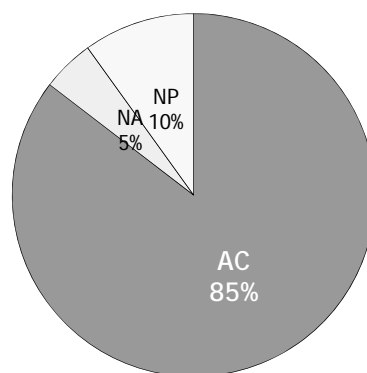
2010



Mujeres

Generación	%AC	%NA	%NP
1971	99%	1%	
1972	94%	6%	
1973	100%	0%	
1974	99%	1%	
1975	96%	4%	
1976	90%	10%	
1977	87%	13%	
1978	86%	10%	4%
1979	81%	13%	6%
1980	77%	13%	10%
1981	79%	14%	7%
1982	82%	12%	7%
1983	80%	12%	9%
1984	85%	7%	8%
1985	83%	8%	9%
1986	82%	11%	7%
1987	83%	9%	7%
1988	82%	10%	8%
1989	79%	11%	10%
1990	82%	8%	10%
1991	80%	8%	12%
1992	80%	8%	12%
1993	82%	8%	10%
1994	80%	12%	9%
1995	71%	9%	20%
1996	80%	10%	10%
1997	83%	7%	10%
1998	83%	3%	14%
1999	82%	6%	12%
2000	82%	6%	12%
2001	84%	6%	9%
2002	84%	5%	10%
2003	86%	7%	7%
2004	89%	5%	6%
2005	86%	6%	8%
2006	87%	7%	6%
2007	83%	7%	10%
2008	90%	6%	5%
2009	87%	6%	8%
2010	85%	5%	10%
2011			
2012			

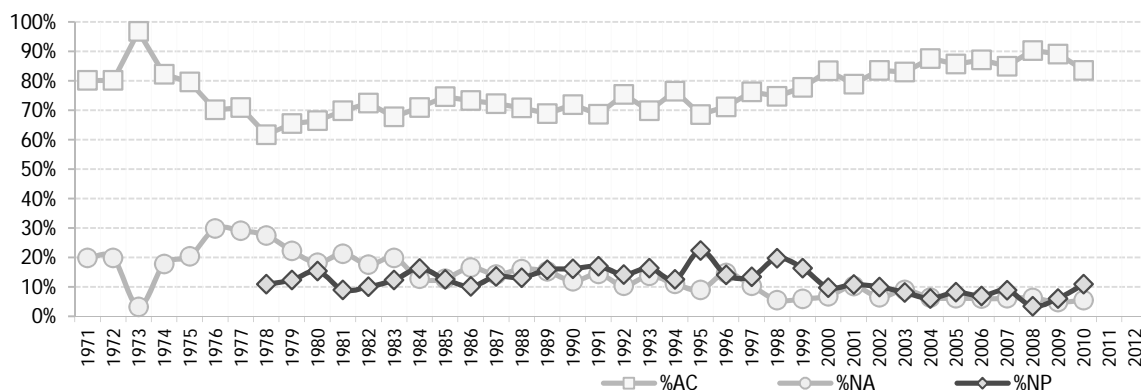
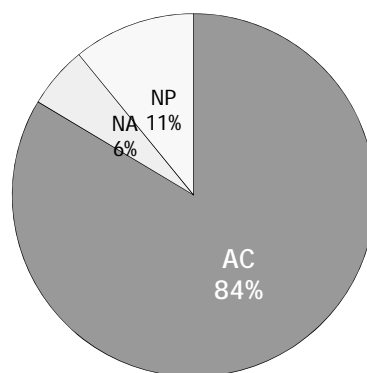
2010



Matutino

Generación	%AC	%NA	%NP
1971	80%	20%	
1972	80%	20%	
1973	97%	3%	
1974	82%	18%	
1975	80%	20%	
1976	70%	30%	
1977	71%	29%	
1978	62%	27%	11%
1979	65%	22%	12%
1980	66%	18%	15%
1981	70%	21%	9%
1982	72%	18%	10%
1983	68%	20%	12%
1984	71%	13%	16%
1985	75%	13%	13%
1986	73%	17%	10%
1987	72%	14%	14%
1988	71%	16%	13%
1989	69%	15%	16%
1990	72%	12%	16%
1991	69%	14%	17%
1992	75%	10%	14%
1993	70%	14%	16%
1994	77%	11%	13%
1995	69%	9%	22%
1996	71%	15%	14%
1997	76%	10%	13%
1998	75%	5%	20%
1999	78%	6%	16%
2000	83%	7%	10%
2001	79%	10%	11%
2002	84%	6%	10%
2003	83%	9%	8%
2004	88%	6%	6%
2005	86%	6%	8%
2006	87%	6%	7%
2007	85%	6%	9%
2008	90%	6%	3%
2009	89%	5%	6%
2010	84%	6%	11%
2011			
2012			

2010

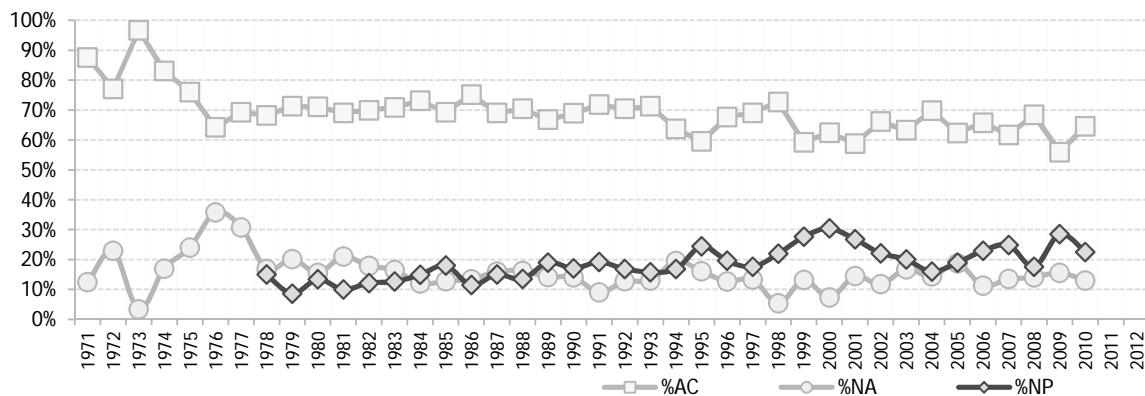
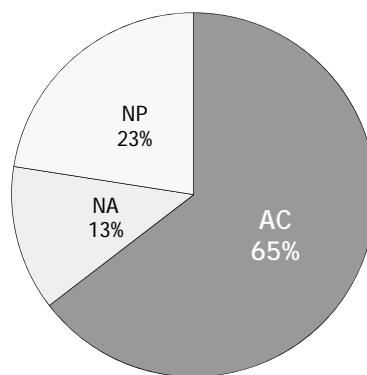




Vespertino

Generación	%AC	%NA	%NP
1971	88%	12%	
1972	77%	23%	
1973	97%	3%	
1974	83%	17%	
1975	76%	24%	
1976	64%	36%	
1977	69%	31%	
1978	68%	17%	15%
1979	71%	20%	9%
1980	71%	16%	13%
1981	69%	21%	10%
1982	70%	18%	12%
1983	71%	16%	13%
1984	73%	12%	15%
1985	69%	13%	18%
1986	75%	13%	11%
1987	69%	16%	15%
1988	70%	16%	13%
1989	67%	14%	19%
1990	69%	14%	17%
1991	72%	9%	19%
1992	70%	13%	17%
1993	71%	13%	16%
1994	64%	19%	17%
1995	60%	16%	24%
1996	68%	13%	20%
1997	69%	13%	18%
1998	73%	5%	22%
1999	59%	13%	28%
2000	62%	7%	30%
2001	59%	14%	27%
2002	66%	12%	22%
2003	63%	17%	20%
2004	70%	14%	16%
2005	62%	19%	19%
2006	66%	11%	23%
2007	62%	13%	25%
2008	68%	14%	18%
2009	56%	16%	28%
2010	65%	13%	23%
2011			
2012			

2010



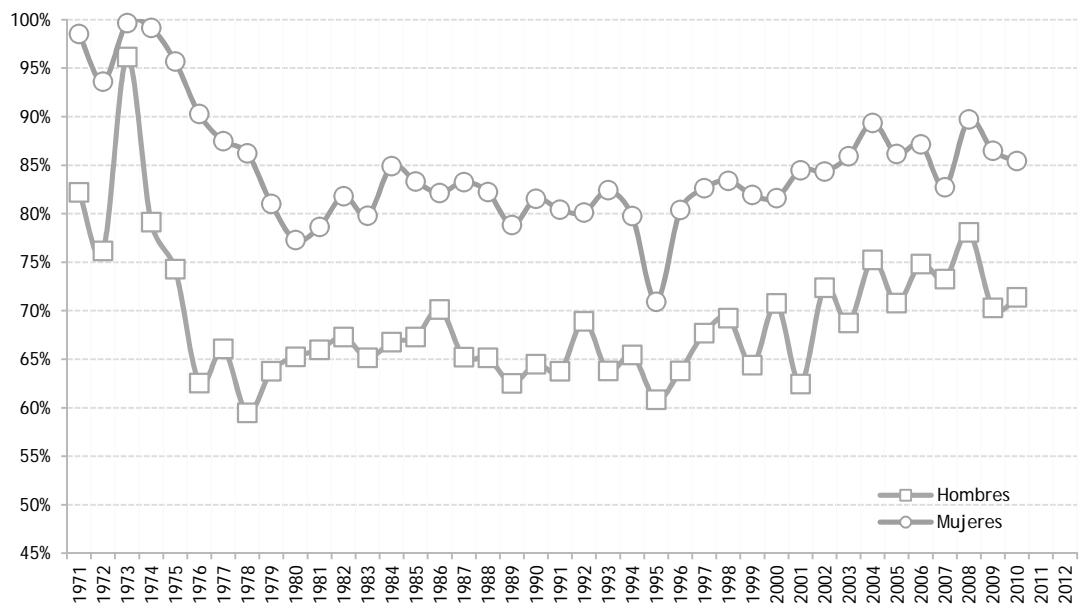
## Economía I

## Acreditación

Generación	Género		Turno		Plantel					CCH
	Hombres	Mujeres	Matutino	Vespertino	Azcapotzalco	Naucalpan	Vallejo	Oriente	Sur	
1971	82%	99%	80%	88%	89%	88%	84%			84%
1972	76%	94%	80%	77%	83%	77%	78%	81%	79%	79%
1973	96%	100%	97%	97%	100%	97%	86%	100%	100%	97%
1974	79%	99%	82%	83%	85%	83%	82%	83%	83%	83%
1975	74%	96%	80%	76%	72%	76%	79%	78%	84%	78%
1976	63%	90%	70%	64%	73%	64%	65%	60%	74%	68%
1977	66%	87%	71%	69%	75%	69%	74%	51%	83%	70%
1978	59%	86%	62%	68%	69%	68%	64%	50%	74%	65%
1979	64%	81%	65%	71%	77%	71%	71%	54%	79%	68%
1980	65%	77%	66%	71%	74%	71%	81%	56%	69%	69%
1981	66%	79%	70%	69%	79%	69%	77%	55%	72%	70%
1982	67%	82%	72%	70%	79%	70%	78%	53%	81%	71%
1983	65%	80%	68%	71%	77%	71%	79%	48%	82%	69%
1984	67%	85%	71%	73%	73%	73%	84%	56%	76%	72%
1985	67%	83%	75%	69%	75%	69%	83%	58%	71%	72%
1986	70%	82%	73%	75%	82%	75%	85%	66%	75%	74%
1987	65%	83%	72%	69%	80%	69%	79%	64%	66%	71%
1988	65%	82%	71%	70%	71%	70%	81%	60%	70%	71%
1989	63%	79%	69%	67%	63%	67%	74%	64%	68%	68%
1990	64%	82%	72%	69%	73%	69%	76%	59%	73%	71%
1991	64%	80%	69%	72%	70%	72%	75%	59%	72%	70%
1992	69%	80%	75%	70%	70%	70%	82%	66%	77%	73%
1993	64%	82%	70%	71%	66%	71%	78%	63%	77%	70%
1994	65%	80%	77%	64%	67%	64%	77%	63%	76%	71%
1995	61%	71%	69%	60%	40%	60%	72%	68%	82%	65%
1996	64%	80%	71%	68%	74%	68%	80%	56%	72%	70%
1997	68%	83%	76%	69%	74%	69%	81%	69%	73%	73%
1998	69%	83%	75%	73%	74%	73%	79%	63%	71%	74%
1999	64%	82%	78%	59%	76%	59%	77%	56%	71%	71%
2000	71%	82%	83%	62%	73%	62%	82%	64%	71%	75%
2001	62%	84%	79%	59%	58%	59%	82%	68%	71%	71%
2002	72%	84%	84%	66%	74%	66%	76%	72%	75%	77%
2003	69%	86%	83%	63%	72%	63%	81%	68%	72%	75%
2004	75%	89%	88%	70%	77%	70%	88%	72%	82%	81%
2005	71%	86%	86%	62%	64%	62%	76%	68%	83%	77%
2006	75%	87%	87%	66%	74%	66%	82%	74%	78%	78%
2007	73%	83%	85%	62%	73%	62%	77%	69%	82%	76%
2008	78%	90%	90%	68%	74%	68%	77%	78%	88%	82%
2009	70%	87%	89%	56%	73%	56%	84%	70%	79%	76%
2010	71%	85%	84%	65%	63%	65%	81%	71%	85%	76%
2011										
2012										

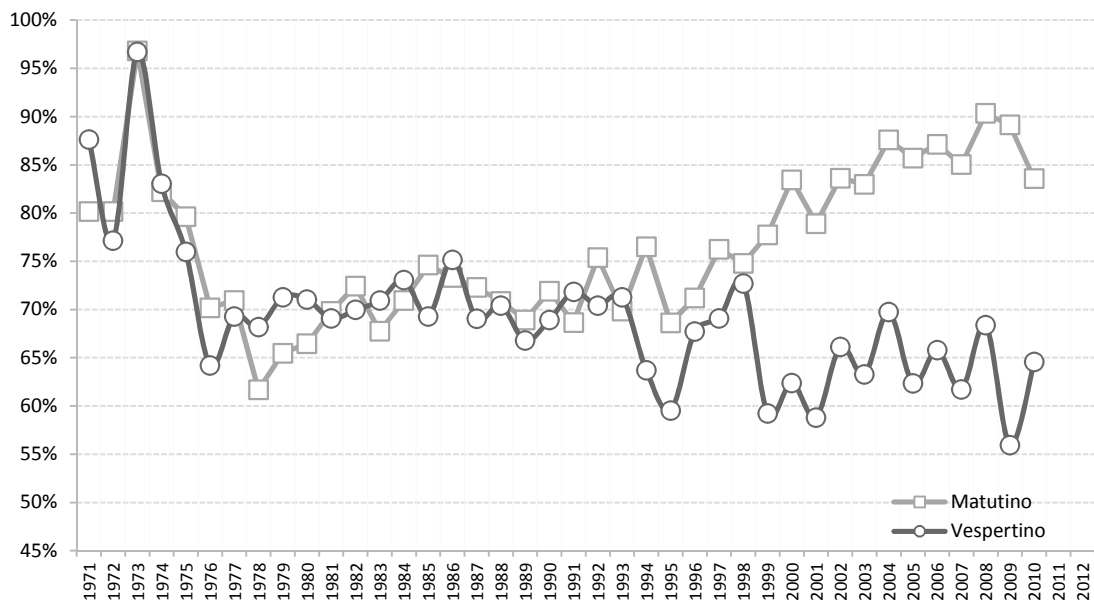
## 1514 Economía I

Acreditación por género



## 1514 Economía I

Acreditación por turno



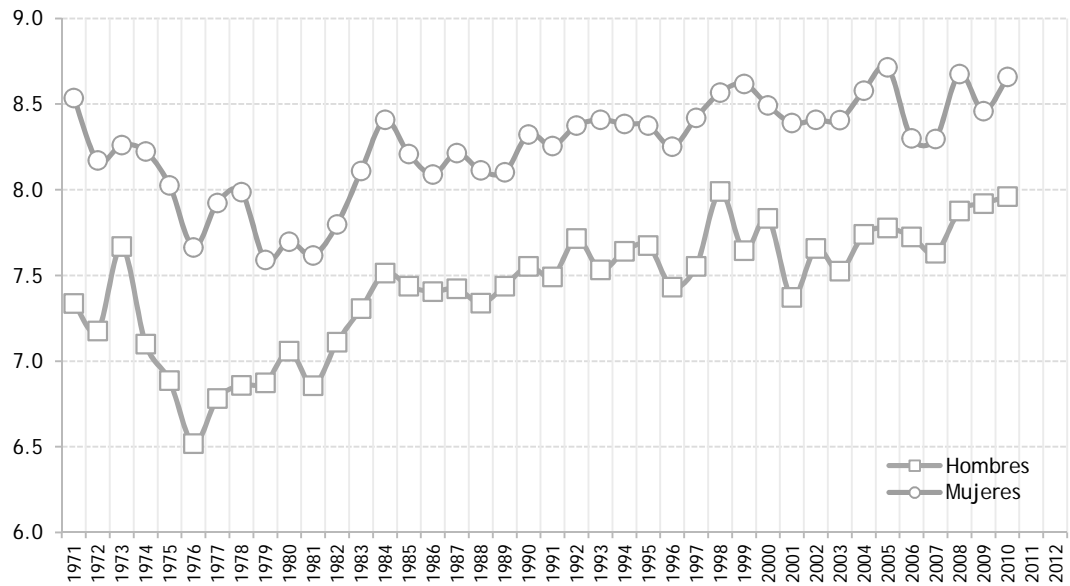
## Economía I

### Promedio de Calificaciones

Generación	Género		Turno		Plantel					CCH
	Hombres	Mujeres	Matutino	Vespertino	Azcapotzalco	Naucalpan	Vallejo	Oriente	Sur	
1971	7.3	8.5	7.5	7.5	7.8	7.5	7.5			7.5
1972	7.2	8.2	7.4	7.2	7.5	7.2	7.5	7.3	7.4	7.3
1973	7.7	8.3	7.8	7.7	8.0	7.7	7.6	7.6	8.1	7.8
1974	7.1	8.2	7.4	7.2	7.8	7.2	7.2	7.1	7.3	7.3
1975	6.9	8.0	7.2	6.9	7.3	6.9	7.2	6.9	7.5	7.1
1976	6.5	7.7	6.9	6.5	7.0	6.5	6.8	6.3	7.1	6.7
1977	6.8	7.9	7.1	6.9	7.2	6.9	6.9	6.3	7.7	7.0
1978	6.9	8.0	7.0	7.2	7.4	7.2	6.8	6.5	7.7	7.1
1979	6.9	7.6	7.0	7.1	7.2	7.1	7.5	6.4	7.3	7.1
1980	7.1	7.7	7.3	7.2	7.1	7.2	8.0	6.8	7.1	7.2
1981	6.9	7.6	7.2	6.9	7.3	6.9	7.5	6.5	7.1	7.1
1982	7.1	7.8	7.4	7.1	7.4	7.1	7.9	6.7	7.7	7.3
1983	7.3	8.1	7.5	7.5	7.6	7.5	8.0	7.0	8.2	7.5
1984	7.5	8.4	8.0	7.6	7.7	7.6	8.2	7.5	8.0	7.8
1985	7.4	8.2	7.8	7.6	7.7	7.6	8.2	7.1	7.5	7.7
1986	7.4	8.1	7.6	7.7	8.0	7.7	8.4	7.2	7.5	7.6
1987	7.4	8.2	7.8	7.6	7.8	7.6	8.2	7.4	7.4	7.7
1988	7.3	8.1	7.7	7.5	7.6	7.5	8.2	7.1	7.6	7.6
1989	7.4	8.1	7.8	7.5	7.2	7.5	8.4	7.5	7.8	7.7
1990	7.6	8.3	8.0	7.6	7.6	7.6	8.3	7.6	7.9	7.9
1991	7.5	8.3	7.7	7.9	7.2	7.9	8.5	8.0	7.9	7.8
1992	7.7	8.4	8.2	7.6	7.6	7.6	9.0	7.7	8.0	8.0
1993	7.5	8.4	8.0	7.7	7.8	7.7	8.2	7.7	8.3	7.9
1994	7.6	8.4	8.3	7.4	7.8	7.4	8.1	7.9	8.3	8.0
1995	7.7	8.4	8.3	7.5	8.1	7.5	8.2	7.7	8.4	8.0
1996	7.4	8.3	7.8	7.6	7.9	7.6	8.2	7.0	8.1	7.8
1997	7.6	8.4	8.2	7.4	7.7	7.4	8.6	7.4	8.0	7.9
1998	8.0	8.6	8.2	8.1	7.5	8.1	8.7	7.7	8.3	8.2
1999	7.6	8.6	8.4	7.4	7.8	7.4	8.6	7.3	8.3	8.0
2000	7.8	8.5	8.3	7.6	7.4	7.6	8.5	7.5	8.5	8.1
2001	7.4	8.4	8.2	7.1	7.3	7.1	8.3	7.4	8.0	7.8
2002	7.7	8.4	8.3	7.4	7.5	7.4	7.7	7.5	8.7	7.9
2003	7.5	8.4	8.3	7.2	7.4	7.2	8.2	7.5	8.0	7.9
2004	7.7	8.6	8.3	7.6	7.7	7.6	8.6	7.4	8.6	8.1
2005	7.8	8.7	8.6	7.3	7.6	7.3	8.0	7.9	8.7	8.2
2006	7.7	8.3	8.2	7.5	7.8	7.5	8.3	7.6	8.1	7.9
2007	7.6	8.3	8.2	7.1	8.5	7.1	7.6	7.2	8.2	7.9
2008	7.9	8.7	8.4	7.7	7.6	7.7	8.0	8.2	8.2	8.2
2009	7.9	8.5	8.4	7.6	7.9	7.6	8.3	7.9	8.5	8.1
2010	8.0	8.7	8.6	7.5	7.7	7.5	8.0	8.3	8.2	8.2
2011										
2012										

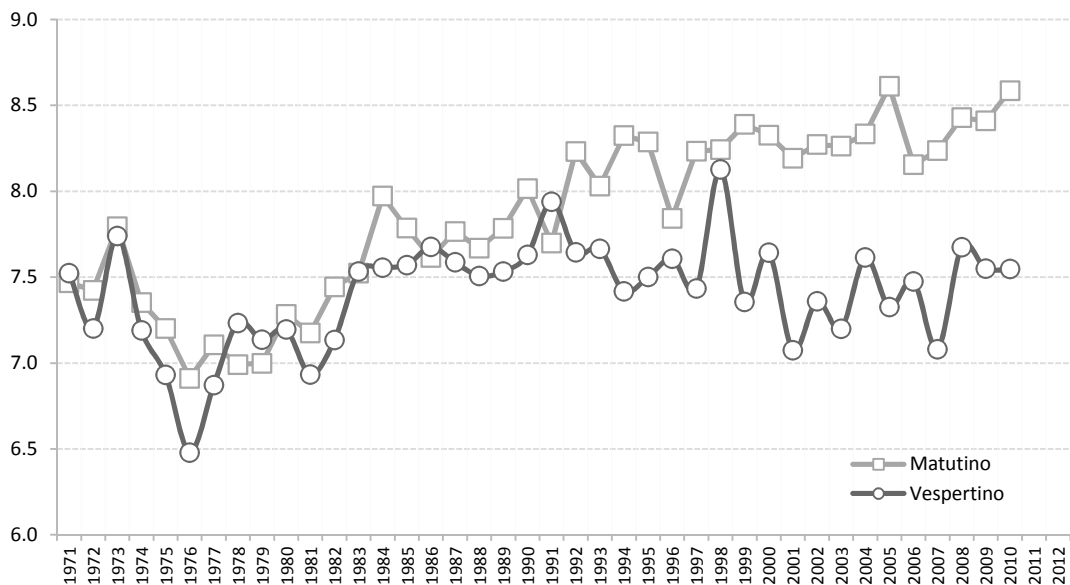
## 1514 Economía I

Calificación promedio por género



## 1514 Economía I

Calificación promedio por turno







Universidad Nacional Autónoma de México  
Colegio de Ciencias y Humanidades

## Economía II

### HISTORICO SOCIAL

	Asignatura incluida	Plan	Semestre	Creditos	Horas
1614	Economía II	1997	6	8	4
3060	Economía II	1971	6	6	3

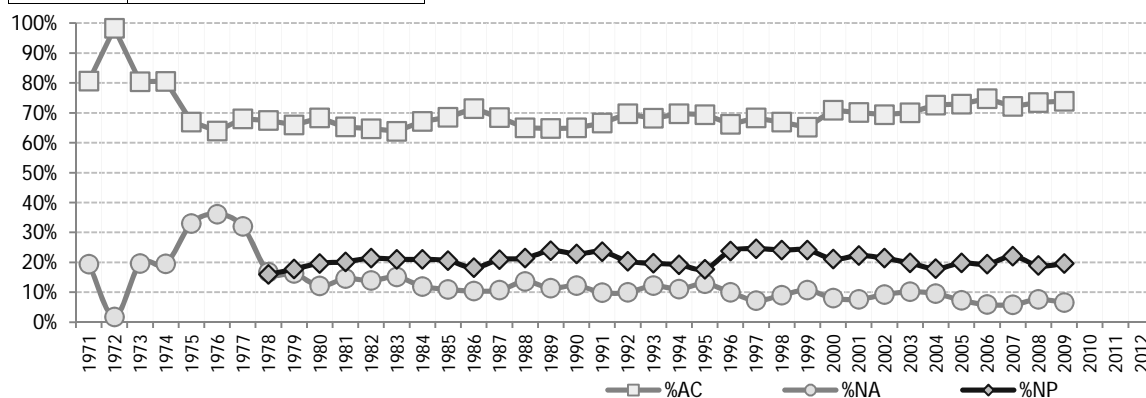
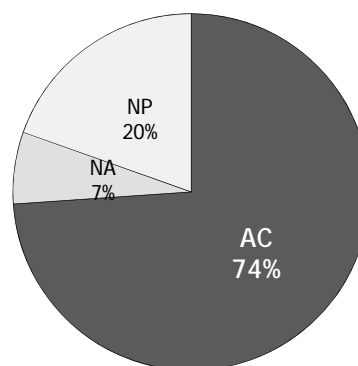




Total CCH

Generación	%AC	%NA	%NP
1971	81%	19%	
1972	98%	2%	
1973	80%	20%	
1974	81%	19%	
1975	67%	33%	
1976	64%	36%	
1977	68%	32%	
1978	67%	17%	16%
1979	66%	16%	18%
1980	68%	12%	20%
1981	65%	15%	20%
1982	65%	14%	21%
1983	64%	15%	21%
1984	67%	12%	21%
1985	69%	11%	21%
1986	71%	10%	18%
1987	68%	11%	21%
1988	65%	14%	21%
1989	65%	11%	24%
1990	65%	12%	23%
1991	67%	10%	24%
1992	70%	10%	20%
1993	68%	12%	20%
1994	70%	11%	19%
1995	69%	13%	18%
1996	66%	10%	24%
1997	68%	7%	25%
1998	67%	9%	24%
1999	65%	11%	24%
2000	71%	8%	21%
2001	70%	8%	22%
2002	69%	9%	21%
2003	70%	10%	20%
2004	73%	10%	18%
2005	73%	7%	20%
2006	75%	6%	19%
2007	72%	6%	22%
2008	73%	8%	19%
2009	74%	7%	20%
2010			
2011			
2012			

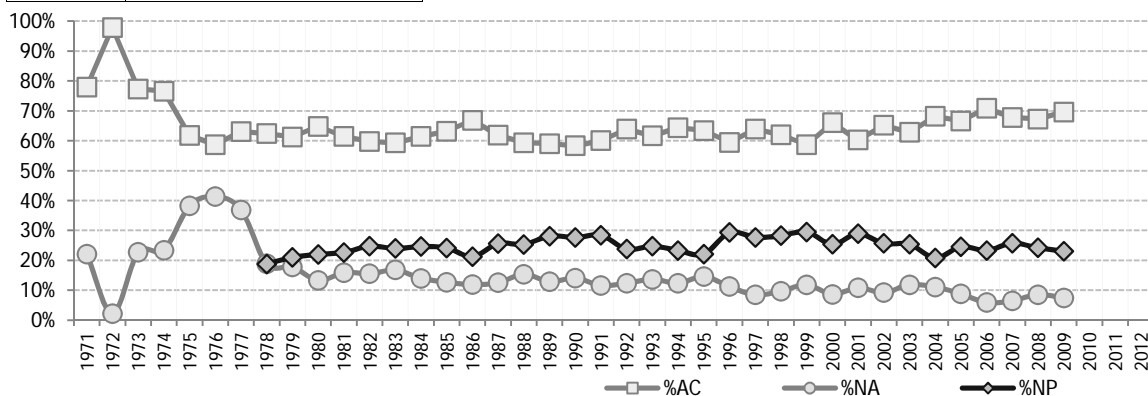
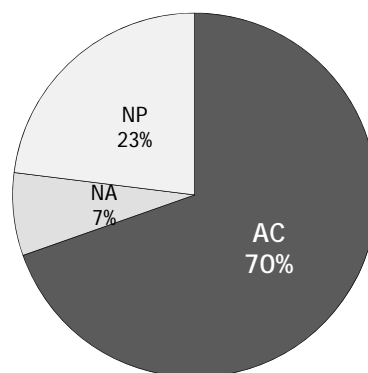
2009



Hombres

Generación	%AC	%NA	%NP
1971	78%	22%	
1972	98%	2%	
1973	77%	23%	
1974	77%	23%	
1975	62%	38%	
1976	59%	41%	
1977	63%	37%	
1978	62%	19%	19%
1979	61%	18%	21%
1980	65%	13%	22%
1981	61%	16%	23%
1982	60%	15%	25%
1983	59%	17%	24%
1984	61%	14%	25%
1985	63%	13%	24%
1986	67%	12%	21%
1987	62%	13%	26%
1988	59%	15%	25%
1989	59%	13%	28%
1990	58%	14%	28%
1991	60%	12%	28%
1992	64%	12%	24%
1993	62%	14%	25%
1994	64%	12%	23%
1995	63%	15%	22%
1996	59%	11%	29%
1997	64%	8%	28%
1998	62%	10%	28%
1999	59%	12%	30%
2000	66%	9%	25%
2001	60%	11%	29%
2002	65%	9%	26%
2003	63%	12%	25%
2004	68%	11%	21%
2005	67%	9%	25%
2006	71%	6%	23%
2007	68%	6%	26%
2008	67%	9%	24%
2009	70%	7%	23%
2010			
2011			
2012			

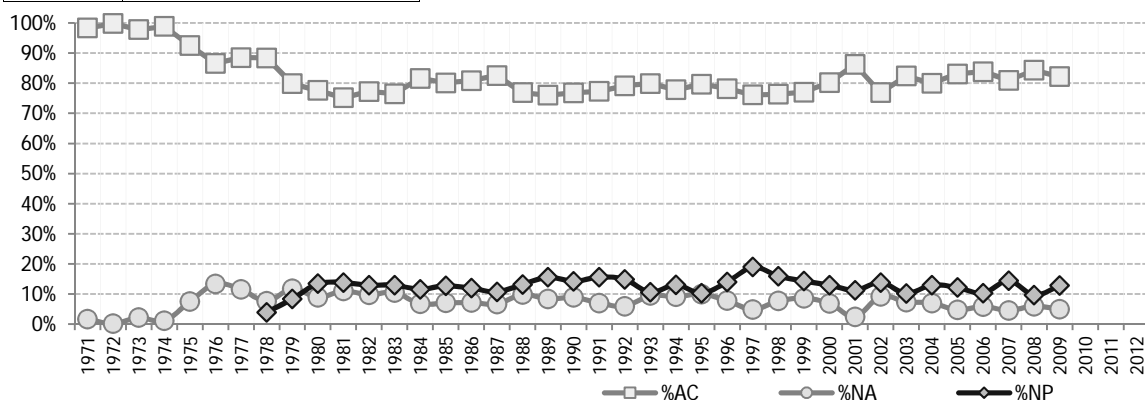
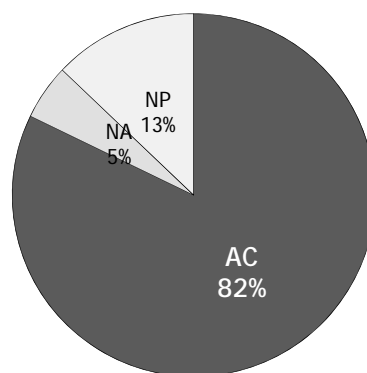
2009



Mujeres

Generación	%AC	%NA	%NP
1971	98%	2%	
1972	100%	0%	
1973	98%	2%	
1974	99%	1%	
1975	92%	8%	
1976	87%	13%	
1977	88%	12%	
1978	88%	8%	4%
1979	80%	12%	8%
1980	78%	9%	13%
1981	75%	11%	14%
1982	77%	10%	13%
1983	77%	11%	13%
1984	82%	7%	12%
1985	80%	7%	13%
1986	81%	7%	12%
1987	83%	7%	11%
1988	77%	10%	13%
1989	76%	8%	16%
1990	77%	9%	14%
1991	77%	7%	16%
1992	79%	6%	15%
1993	80%	10%	11%
1994	78%	9%	13%
1995	80%	10%	10%
1996	78%	8%	14%
1997	76%	5%	19%
1998	76%	8%	16%
1999	77%	9%	14%
2000	80%	7%	13%
2001	86%	2%	11%
2002	77%	9%	14%
2003	82%	7%	10%
2004	80%	7%	13%
2005	83%	5%	12%
2006	84%	6%	10%
2007	81%	5%	14%
2008	84%	6%	10%
2009	82%	5%	13%
2010			
2011			
2012			

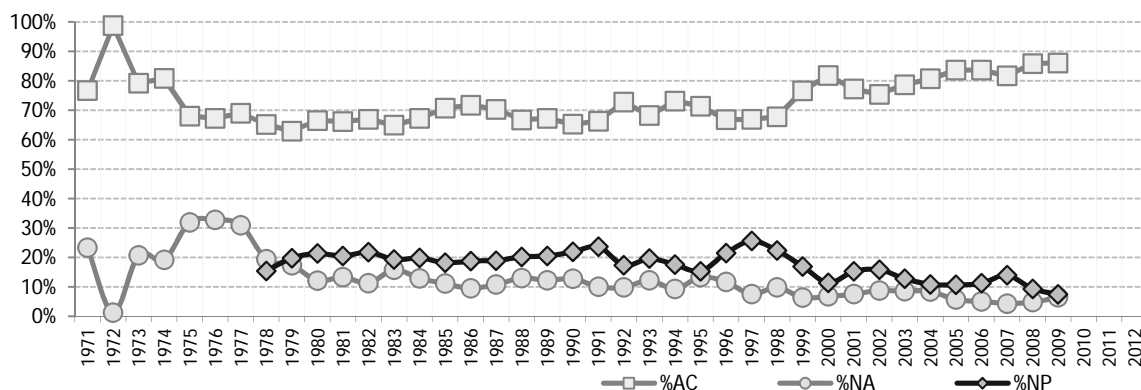
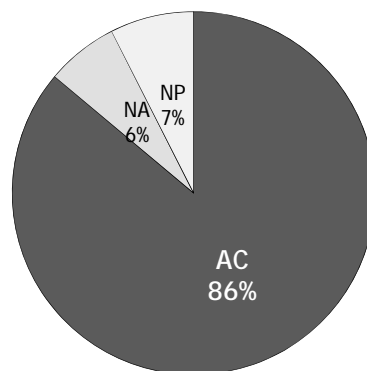
2009



Matutino

Generación	%AC	%NA	%NP
1971	77%	23%	
1972	99%	1%	
1973	79%	21%	
1974	81%	19%	
1975	68%	32%	
1976	67%	33%	
1977	69%	31%	
1978	65%	19%	15%
1979	63%	17%	20%
1980	67%	12%	21%
1981	66%	13%	21%
1982	67%	11%	22%
1983	65%	16%	19%
1984	67%	13%	20%
1985	71%	11%	18%
1986	72%	10%	19%
1987	70%	11%	19%
1988	67%	13%	20%
1989	67%	12%	21%
1990	65%	13%	22%
1991	66%	10%	24%
1992	73%	10%	17%
1993	68%	12%	20%
1994	73%	9%	18%
1995	71%	13%	15%
1996	67%	12%	21%
1997	67%	8%	26%
1998	68%	10%	22%
1999	77%	6%	17%
2000	82%	7%	11%
2001	77%	8%	15%
2002	75%	9%	16%
2003	79%	9%	13%
2004	81%	8%	11%
2005	84%	6%	11%
2006	84%	5%	11%
2007	82%	4%	14%
2008	86%	5%	9%
2009	86%	6%	7%
2010			
2011			
2012			

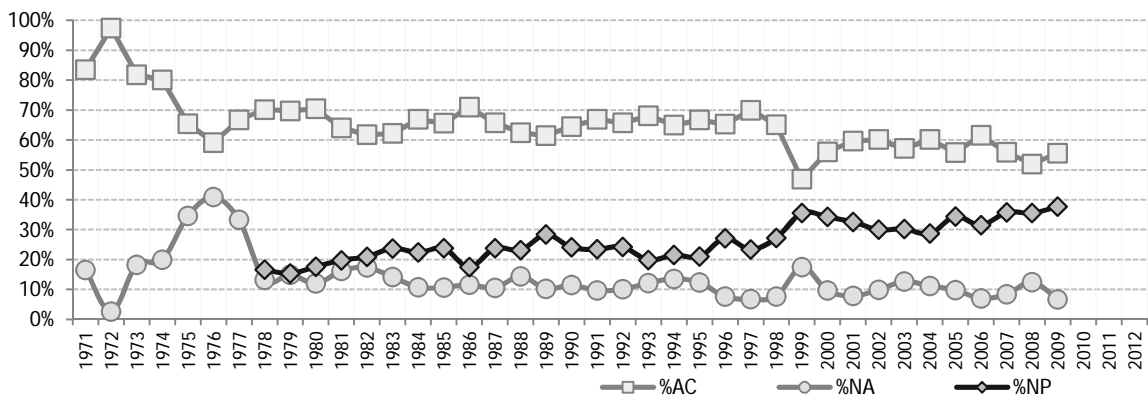
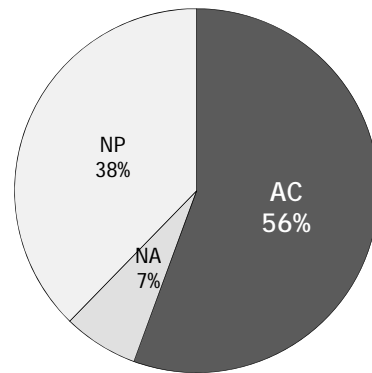
2009



Vespertino

Generación	%AC	%NA	%NP
1971	84%	16%	
1972	97%	3%	
1973	82%	18%	
1974	80%	20%	
1975	65%	35%	
1976	59%	41%	
1977	67%	33%	
1978	70%	13%	17%
1979	70%	15%	15%
1980	70%	12%	18%
1981	64%	16%	20%
1982	62%	17%	21%
1983	62%	14%	24%
1984	67%	11%	22%
1985	66%	11%	24%
1986	71%	12%	17%
1987	66%	10%	24%
1988	62%	14%	23%
1989	61%	10%	28%
1990	64%	11%	24%
1991	67%	10%	23%
1992	66%	10%	24%
1993	68%	12%	20%
1994	65%	14%	22%
1995	67%	12%	21%
1996	65%	8%	27%
1997	70%	7%	23%
1998	65%	8%	27%
1999	47%	18%	36%
2000	56%	10%	34%
2001	60%	8%	33%
2002	60%	10%	30%
2003	57%	13%	30%
2004	60%	11%	29%
2005	56%	10%	34%
2006	62%	7%	31%
2007	56%	8%	36%
2008	52%	12%	36%
2009	56%	7%	38%
2010			
2011			
2012			

2009



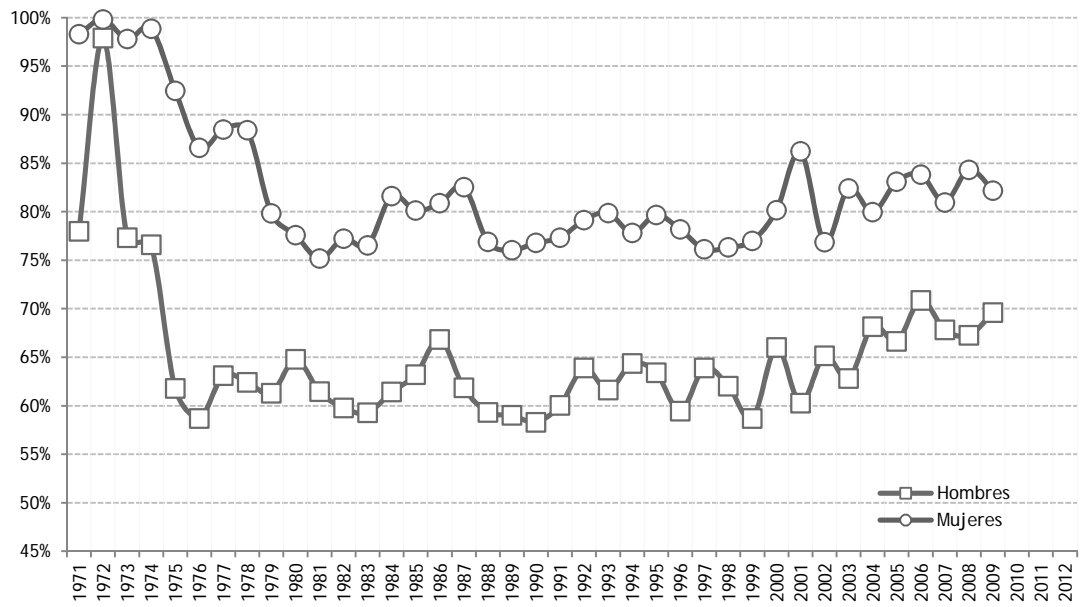
## Economía II

## Acreditación

Generación	Género		Turno		Plantel					CCH
	Hombres	Mujeres	Matutino	Vespertino	Azacapatzalco	Naucalpan	Vallejo	Oriente	Sur	
1971	78%	98%	77%	84%	86%	84%	77%			81%
1972	98%	100%	99%	97%	100%	97%	94%	98%	100%	98%
1973	77%	98%	79%	82%	84%	82%	81%	78%	78%	80%
1974	77%	99%	81%	80%	84%	80%	79%	77%	84%	81%
1975	62%	92%	68%	65%	66%	65%	71%	64%	70%	67%
1976	59%	87%	67%	59%	65%	59%	67%	54%	68%	64%
1977	63%	88%	69%	67%	68%	67%	72%	57%	78%	68%
1978	62%	88%	65%	70%	65%	70%	72%	59%	75%	67%
1979	61%	80%	63%	70%	63%	70%	71%	59%	77%	66%
1980	65%	78%	67%	70%	73%	70%	75%	53%	73%	68%
1981	61%	75%	66%	64%	74%	64%	72%	51%	69%	65%
1982	60%	77%	67%	62%	68%	62%	76%	44%	77%	65%
1983	59%	77%	65%	62%	68%	62%	70%	49%	71%	64%
1984	61%	82%	67%	67%	66%	67%	76%	54%	73%	67%
1985	63%	80%	71%	66%	67%	66%	79%	56%	69%	69%
1986	67%	81%	72%	71%	73%	71%	82%	66%	70%	71%
1987	62%	83%	70%	66%	71%	66%	75%	61%	68%	68%
1988	59%	77%	67%	62%	66%	62%	74%	55%	67%	65%
1989	59%	76%	67%	61%	70%	61%	65%	61%	68%	65%
1990	58%	77%	65%	64%	67%	64%	71%	51%	67%	65%
1991	60%	77%	66%	67%	66%	67%	71%	57%	70%	67%
1992	64%	79%	73%	66%	67%	66%	76%	64%	74%	70%
1993	62%	80%	68%	68%	66%	68%	74%	61%	72%	68%
1994	64%	78%	73%	65%	68%	65%	70%	65%	76%	70%
1995	63%	80%	71%	67%	70%	67%	69%	65%	76%	69%
1996	59%	78%	67%	65%	70%	65%	74%	56%	67%	66%
1997	64%	76%	67%	70%	75%	70%	69%	68%	70%	68%
1998	62%	76%	68%	65%	59%	65%	74%	59%	69%	67%
1999	59%	77%	77%	47%	58%	47%	73%	60%	72%	65%
2000	66%	80%	82%	56%	73%	56%	78%	63%	72%	71%
2001	60%	86%	77%	60%	56%	60%	68%	68%	75%	70%
2002	65%	77%	75%	60%	66%	60%	66%	73%	66%	69%
2003	63%	82%	79%	57%	65%	57%	78%	67%	70%	70%
2004	68%	80%	81%	60%	66%	60%	75%	65%	78%	73%
2005	67%	83%	84%	56%	66%	56%	70%	68%	78%	73%
2006	71%	84%	84%	62%	73%	62%	74%	69%	72%	75%
2007	68%	81%	82%	56%	67%	56%	71%	68%	76%	72%
2008	67%	84%	86%	52%	66%	52%	74%	72%	82%	73%
2009	70%	82%	86%	56%	73%	56%	79%	73%	77%	74%
2010										
2011										
2012										

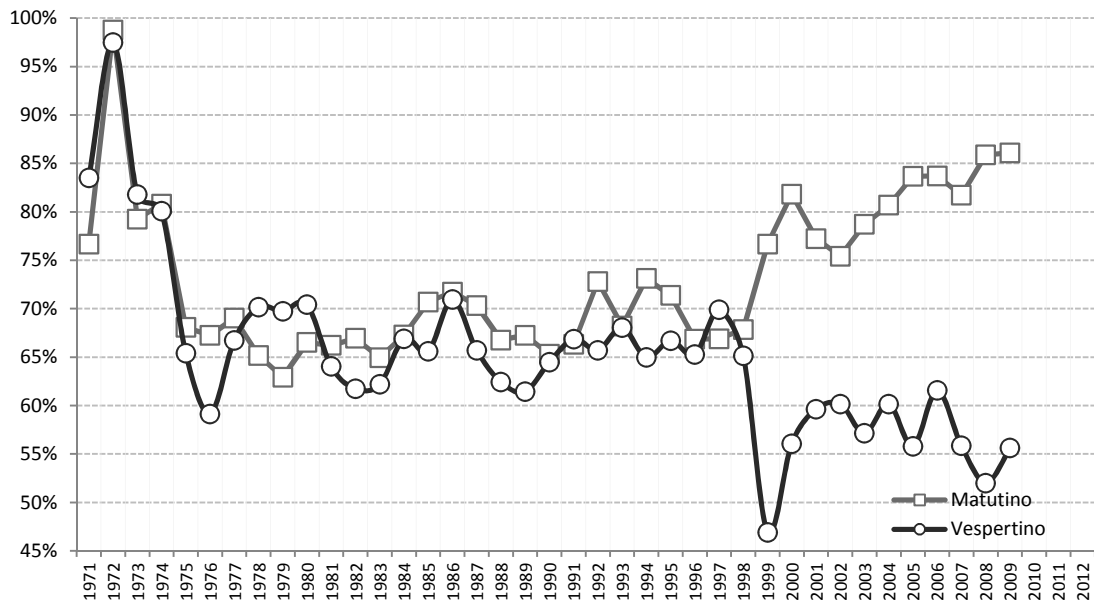
## 1614 Economía II

Acreditación por género



## 1614 Economía II

Acreditación por turno



## Economía II

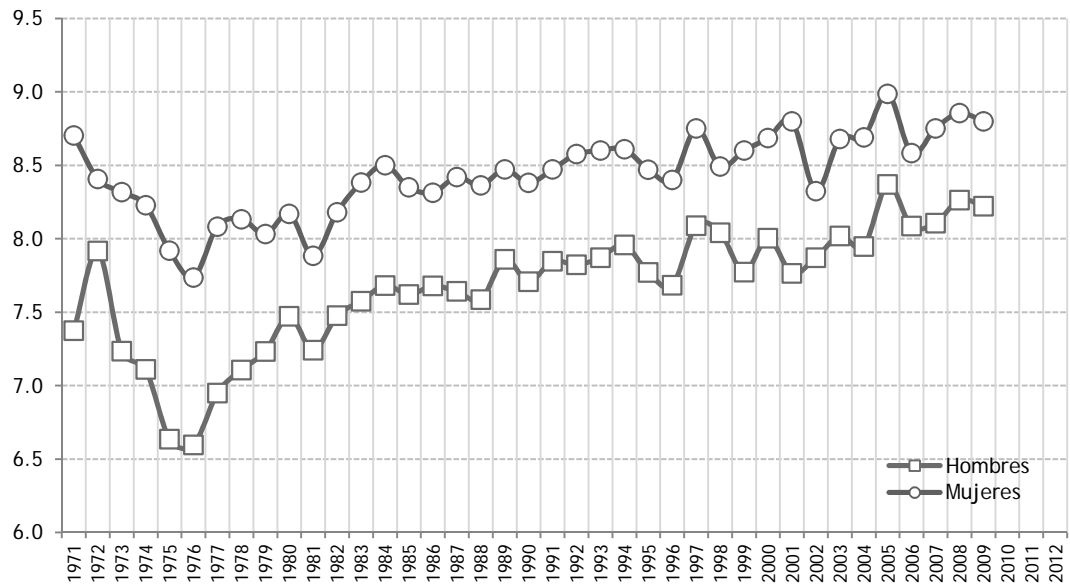
### Promedio de Calificaciones

Generación	Género		Turno		Plantel					CCH
	Hombres	Mujeres	Matutino	Vespertino	Azcapotzalco	Naucalpan	Vallejo	Oriente	Sur	
1971	7.4	8.7	7.5	7.6	7.8	7.6	7.4			7.5
1972	7.9	8.4	8.1	7.9	8.0	7.9	7.9	8.3	8.1	8.0
1973	7.2	8.3	7.4	7.4	7.6	7.4	7.2	7.2	7.6	7.4
1974	7.1	8.2	7.3	7.3	7.7	7.3	7.4	7.0	7.4	7.3
1975	6.6	7.9	6.9	6.8	6.9	6.8	7.2	6.5	7.4	6.9
1976	6.6	7.7	6.9	6.7	7.0	6.7	6.9	6.4	7.2	6.8
1977	6.9	8.1	7.2	7.1	7.2	7.1	7.3	6.6	7.9	7.2
1978	7.1	8.1	7.3	7.4	7.5	7.4	7.8	6.6	7.4	7.3
1979	7.2	8.0	7.4	7.5	6.9	7.5	7.6	7.2	7.8	7.5
1980	7.5	8.2	7.7	7.6	7.6	7.6	8.3	7.0	7.7	7.7
1981	7.2	7.9	7.5	7.3	7.4	7.3	8.2	6.9	7.4	7.4
1982	7.5	8.2	8.0	7.3	7.6	7.3	8.1	7.1	8.1	7.7
1983	7.6	8.4	7.8	7.8	7.8	7.8	8.1	7.9	7.9	7.8
1984	7.7	8.5	8.1	7.7	7.8	7.7	8.3	7.7	8.0	7.9
1985	7.6	8.4	8.1	7.6	7.8	7.6	8.5	7.4	7.6	7.9
1986	7.7	8.3	8.0	7.7	8.0	7.7	8.4	7.6	8.1	7.9
1987	7.6	8.4	8.0	7.9	8.0	7.9	8.2	7.7	7.9	7.9
1988	7.6	8.4	8.0	7.7	7.9	7.7	8.2	7.7	7.8	7.9
1989	7.9	8.5	8.2	7.9	8.2	7.9	8.1	8.0	8.3	8.1
1990	7.7	8.4	8.0	7.9	7.6	7.9	8.5	7.7	8.1	8.0
1991	7.8	8.5	8.2	8.0	7.5	8.0	8.5	8.3	8.4	8.1
1992	7.8	8.6	8.3	7.8	8.1	7.8	8.6	7.9	8.2	8.1
1993	7.9	8.6	8.3	8.0	8.3	8.0	8.5	7.9	8.3	8.2
1994	8.0	8.6	8.4	7.9	8.2	7.9	8.4	8.1	8.6	8.2
1995	7.8	8.5	8.2	7.9	7.8	7.9	8.5	7.5	8.5	8.1
1996	7.7	8.4	7.9	8.1	8.1	8.1	8.2	7.2	8.4	8.0
1997	8.1	8.8	8.4	8.3	8.0	8.3	8.7	8.1	8.4	8.3
1998	8.0	8.5	8.2	8.2	7.4	8.2	9.1	7.8	8.7	8.2
1999	7.8	8.6	8.5	7.2	7.3	7.2	8.8	7.6	8.6	8.1
2000	8.0	8.7	8.6	7.6	7.8	7.6	8.8	7.6	8.8	8.3
2001	7.8	8.8	8.6	7.6	7.6	7.6	8.2	8.1	8.6	8.2
2002	7.9	8.3	8.2	7.8	7.6	7.8	8.1	7.8	8.9	8.1
2003	8.0	8.7	8.6	7.8	8.1	7.8	8.4	7.8	8.7	8.3
2004	7.9	8.7	8.6	7.6	7.9	7.6	8.8	7.7	8.6	8.2
2005	8.4	9.0	8.9	8.0	7.9	8.0	8.9	8.5	8.9	8.6
2006	8.1	8.6	8.5	7.8	8.0	7.8	8.6	8.0	8.3	8.3
2007	8.1	8.8	8.6	7.7	8.5	7.7	8.2	7.6	8.5	8.3
2008	8.3	8.9	8.8	7.8	7.9	7.8	8.5	8.6	8.4	8.5
2009	8.2	8.8	8.6	8.0	8.3	8.0	8.5	8.4	8.4	8.4
2010										
2011										
2012										



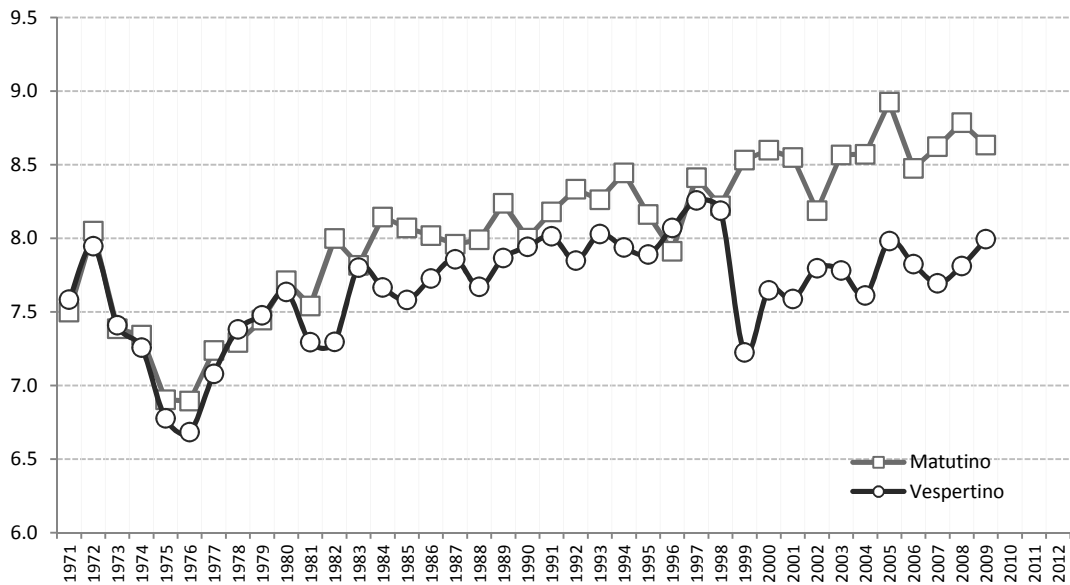
## 1614 Economía II

Calificación promedio por género



## 1614 Economía II

Calificación promedio por turno







Universidad Nacional Autónoma de México  
Colegio de Ciencias y Humanidades

## Geografía I

### HISTORICO SOCIAL

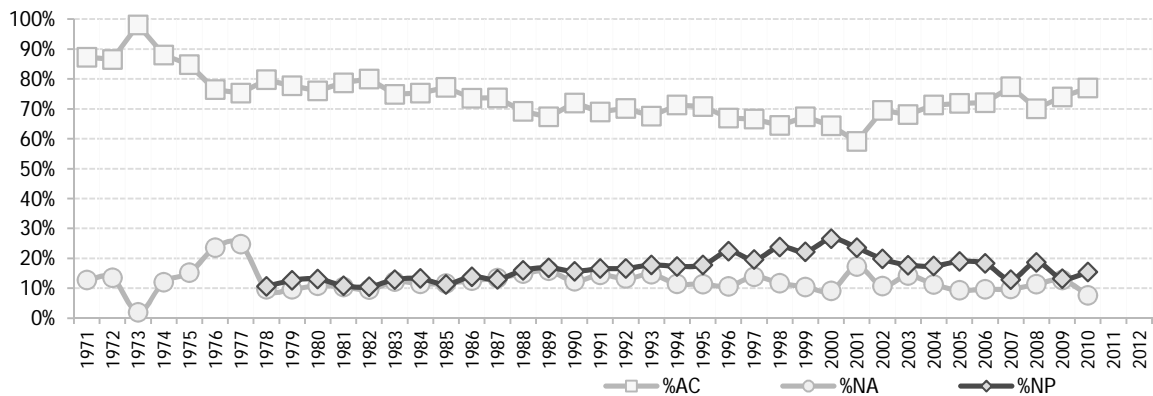
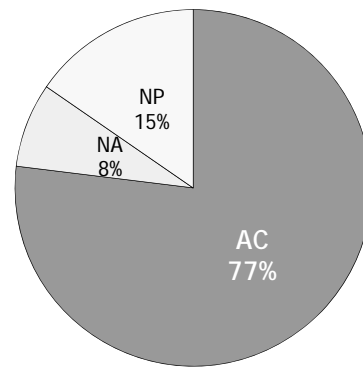
Asignatura incluida		Plan	Semestre	Creditos	Horas
1515	Geografía I	1997	5	8	4
3043	Geografía I	1971	5	6	3



Total CCH

Generación	%AC	%NA	%NP
1971	87%	13%	
1972	87%	13%	
1973	98%	2%	
1974	88%	12%	
1975	85%	15%	
1976	76%	24%	
1977	75%	25%	
1978	80%	10%	11%
1979	78%	10%	13%
1980	76%	11%	13%
1981	79%	10%	11%
1982	80%	10%	10%
1983	75%	12%	13%
1984	75%	11%	13%
1985	77%	12%	11%
1986	74%	13%	14%
1987	74%	13%	13%
1988	69%	15%	16%
1989	67%	16%	17%
1990	72%	12%	16%
1991	69%	14%	17%
1992	70%	13%	17%
1993	68%	15%	18%
1994	71%	11%	17%
1995	71%	11%	18%
1996	67%	11%	22%
1997	67%	14%	20%
1998	64%	12%	24%
1999	67%	10%	22%
2000	64%	9%	27%
2001	59%	17%	24%
2002	69%	11%	20%
2003	68%	14%	18%
2004	71%	11%	17%
2005	72%	9%	19%
2006	72%	10%	18%
2007	77%	10%	13%
2008	70%	11%	19%
2009	74%	13%	13%
2010	77%	8%	15%
2011			
2012			

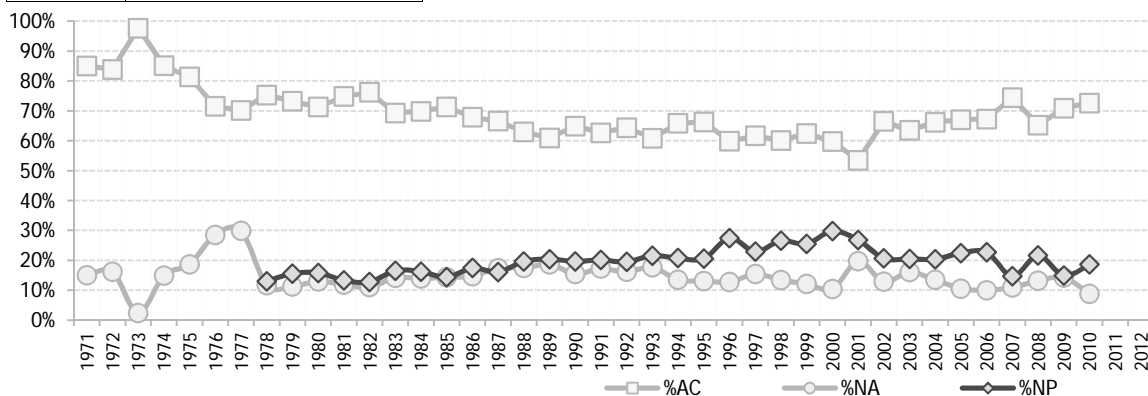
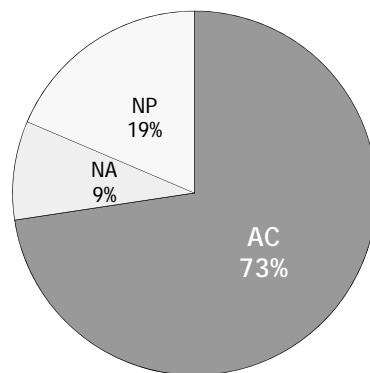
2010



Hombres

Generación	%AC	%NA	%NP
1971	85%	15%	
1972	84%	16%	
1973	98%	2%	
1974	85%	15%	
1975	81%	19%	
1976	71%	29%	
1977	70%	30%	
1978	75%	12%	13%
1979	73%	11%	16%
1980	71%	13%	16%
1981	75%	12%	13%
1982	76%	11%	13%
1983	69%	14%	17%
1984	70%	14%	16%
1985	71%	14%	14%
1986	68%	15%	17%
1987	67%	17%	16%
1988	63%	17%	20%
1989	61%	19%	20%
1990	65%	15%	20%
1991	63%	17%	20%
1992	64%	16%	19%
1993	61%	18%	22%
1994	66%	13%	21%
1995	66%	13%	21%
1996	60%	13%	27%
1997	62%	15%	23%
1998	60%	13%	27%
1999	62%	12%	26%
2000	60%	10%	30%
2001	53%	20%	27%
2002	66%	13%	21%
2003	63%	16%	20%
2004	66%	13%	20%
2005	67%	11%	22%
2006	67%	10%	23%
2007	74%	11%	15%
2008	65%	13%	22%
2009	71%	14%	15%
2010	73%	9%	19%
2011			
2012			

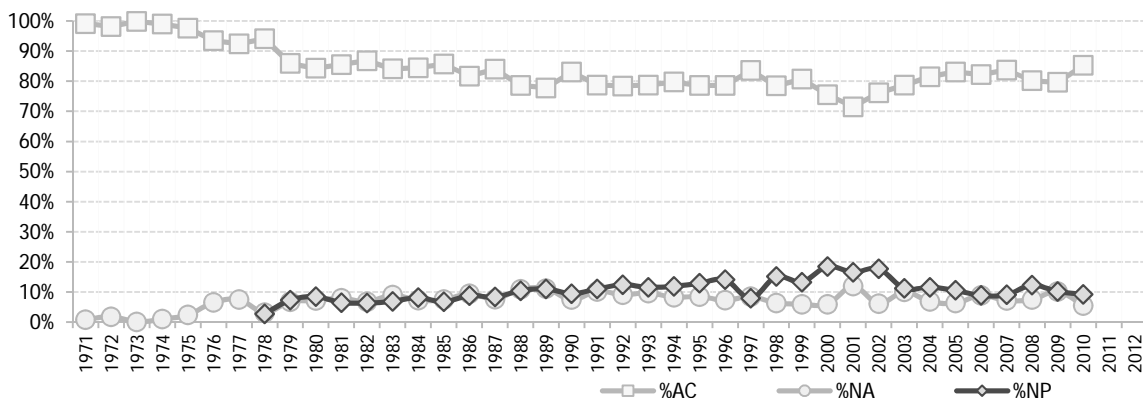
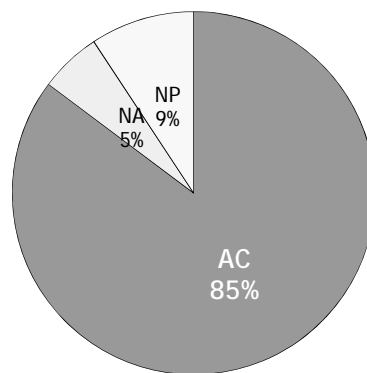
2010



Mujeres

Generación	%AC	%NA	%NP
1971	99%	1%	
1972	98%	2%	
1973	100%	0%	
1974	99%	1%	
1975	98%	2%	
1976	93%	7%	
1977	92%	8%	
1978	94%	3%	3%
1979	86%	7%	7%
1980	84%	7%	9%
1981	86%	8%	6%
1982	87%	7%	6%
1983	84%	9%	7%
1984	84%	7%	8%
1985	86%	7%	7%
1986	82%	9%	9%
1987	84%	8%	8%
1988	79%	11%	10%
1989	78%	11%	11%
1990	83%	7%	9%
1991	79%	10%	11%
1992	78%	9%	12%
1993	79%	10%	12%
1994	80%	8%	12%
1995	79%	9%	13%
1996	79%	7%	14%
1997	84%	8%	8%
1998	78%	6%	15%
1999	81%	6%	13%
2000	76%	6%	18%
2001	71%	12%	17%
2002	76%	6%	18%
2003	79%	10%	11%
2004	81%	7%	12%
2005	83%	6%	11%
2006	82%	9%	9%
2007	84%	7%	9%
2008	80%	8%	12%
2009	80%	10%	10%
2010	85%	5%	9%
2011			
2012			

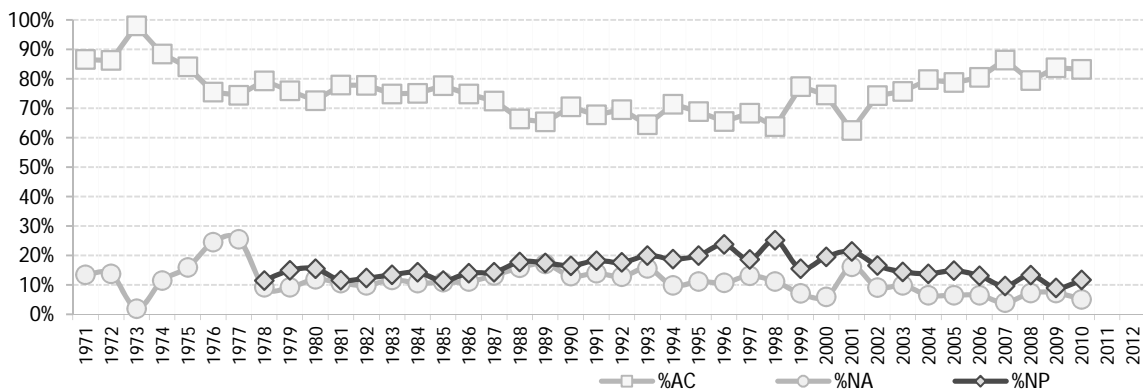
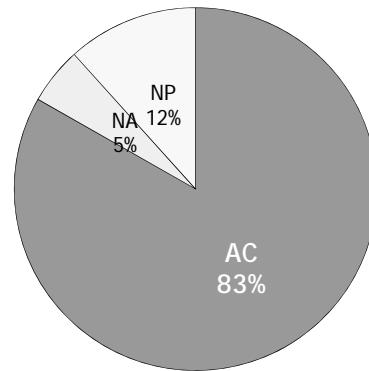
2010



Matutino

Generación	%AC	%NA	%NP
1971	87%	13%	
1972	86%	14%	
1973	98%	2%	
1974	89%	11%	
1975	84%	16%	
1976	75%	25%	
1977	74%	26%	
1978	79%	9%	11%
1979	76%	9%	15%
1980	73%	12%	15%
1981	78%	11%	12%
1982	78%	10%	12%
1983	75%	12%	13%
1984	75%	11%	14%
1985	78%	11%	11%
1986	75%	11%	14%
1987	73%	13%	14%
1988	66%	16%	18%
1989	65%	17%	17%
1990	71%	13%	17%
1991	68%	14%	18%
1992	70%	13%	18%
1993	64%	16%	20%
1994	71%	10%	19%
1995	69%	11%	20%
1996	66%	11%	24%
1997	68%	13%	19%
1998	64%	11%	25%
1999	77%	7%	15%
2000	75%	6%	20%
2001	62%	16%	21%
2002	74%	9%	17%
2003	76%	10%	14%
2004	80%	6%	14%
2005	79%	6%	15%
2006	80%	6%	13%
2007	86%	4%	10%
2008	79%	7%	13%
2009	84%	7%	9%
2010	83%	5%	12%
2011			
2012			

2010

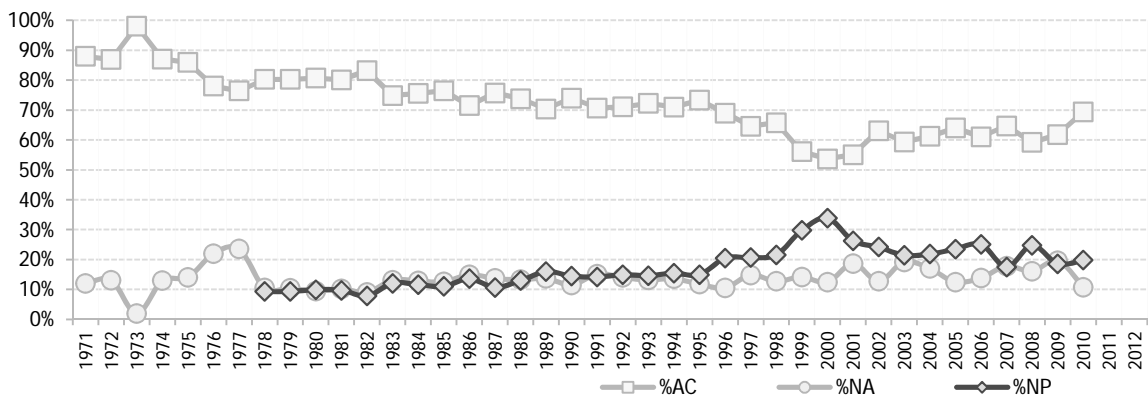
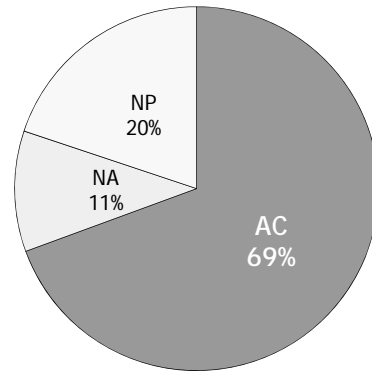




Vespertino

Generación	%AC	%NA	%NP
1971	88%	12%	
1972	87%	13%	
1973	98%	2%	
1974	87%	13%	
1975	86%	14%	
1976	78%	22%	
1977	76%	24%	
1978	80%	10%	9%
1979	80%	10%	9%
1980	81%	9%	10%
1981	80%	10%	10%
1982	83%	9%	8%
1983	75%	13%	12%
1984	76%	13%	12%
1985	76%	13%	11%
1986	72%	15%	14%
1987	76%	14%	11%
1988	74%	13%	13%
1989	70%	14%	16%
1990	74%	11%	14%
1991	71%	15%	14%
1992	71%	14%	15%
1993	72%	13%	15%
1994	71%	14%	15%
1995	73%	12%	15%
1996	69%	11%	20%
1997	65%	15%	21%
1998	66%	13%	22%
1999	56%	14%	30%
2000	54%	12%	34%
2001	55%	19%	26%
2002	63%	13%	24%
2003	59%	19%	21%
2004	61%	17%	22%
2005	64%	12%	24%
2006	61%	14%	25%
2007	65%	18%	17%
2008	59%	16%	25%
2009	62%	20%	19%
2010	69%	11%	20%
2011			
2012			

2010



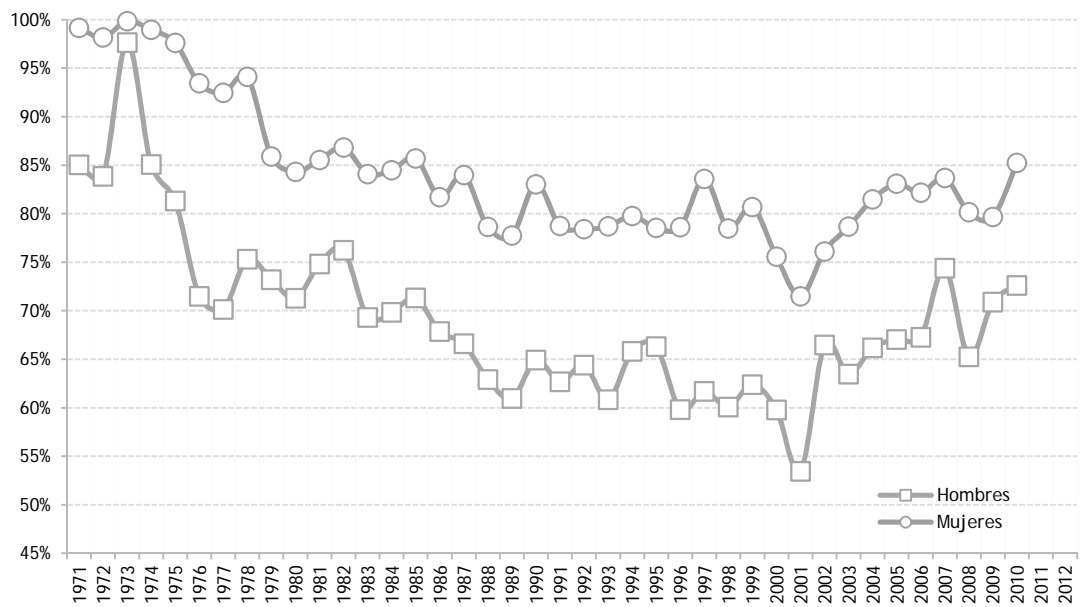
## Geografía I

## Acreditación

Generación	Género		Turno		Plantel					CCH
	Hombres	Mujeres	Matutino	Vespertino	Azcapotzalco	Naucalpan	Vallejo	Oriente	Sur	
1971	85%	99%	87%	88%	90%	88%	89%			87%
1972	84%	98%	86%	87%	87%	87%	87%	85%	86%	87%
1973	98%	100%	98%	98%	100%	98%	92%	100%	100%	98%
1974	85%	99%	89%	87%	89%	87%	89%	90%	85%	88%
1975	81%	98%	84%	86%	84%	86%	85%	82%	88%	85%
1976	71%	93%	75%	78%	82%	78%	82%	71%	73%	76%
1977	70%	92%	74%	76%	73%	76%	75%	77%	79%	75%
1978	75%	94%	79%	80%	76%	80%	83%	72%	85%	80%
1979	73%	86%	76%	80%	74%	80%	81%	77%	76%	78%
1980	71%	84%	73%	81%	68%	81%	82%	76%	75%	76%
1981	75%	86%	78%	80%	72%	80%	83%	79%	78%	79%
1982	76%	87%	78%	83%	69%	83%	87%	82%	77%	80%
1983	69%	84%	75%	75%	70%	75%	80%	75%	71%	75%
1984	70%	84%	75%	76%	68%	76%	82%	70%	71%	75%
1985	71%	86%	78%	76%	74%	76%	83%	74%	79%	77%
1986	68%	82%	75%	72%	75%	72%	82%	70%	72%	74%
1987	67%	84%	73%	76%	69%	76%	82%	75%	68%	74%
1988	63%	79%	66%	74%	67%	74%	77%	66%	62%	69%
1989	61%	78%	65%	70%	69%	70%	71%	68%	66%	67%
1990	65%	83%	71%	74%	75%	74%	75%	69%	68%	72%
1991	63%	79%	68%	71%	70%	71%	75%	64%	70%	69%
1992	64%	78%	70%	71%	66%	71%	73%	67%	74%	70%
1993	61%	79%	64%	72%	61%	72%	74%	69%	72%	68%
1994	66%	80%	71%	71%	72%	71%	70%	69%	76%	71%
1995	66%	79%	69%	73%	69%	73%	71%	71%	71%	71%
1996	60%	79%	66%	69%	67%	69%	67%	62%	67%	67%
1997	62%	84%	68%	65%	64%	65%	65%	66%	67%	67%
1998	60%	78%	64%	66%	65%	66%	61%	61%	67%	64%
1999	62%	81%	77%	56%	66%	56%	58%	68%	74%	67%
2000	60%	76%	75%	54%	64%	54%	70%	58%	71%	64%
2001	53%	71%	62%	55%	65%	55%	50%	59%	62%	59%
2002	66%	76%	74%	63%	68%	63%	69%	70%	72%	69%
2003	63%	79%	76%	59%	74%	59%	73%	68%	72%	68%
2004	66%	81%	80%	61%	61%	61%	65%	83%	76%	71%
2005	67%	83%	79%	64%	68%	64%	66%	78%	79%	72%
2006	67%	82%	80%	61%	78%	61%	63%	73%	77%	72%
2007	74%	84%	86%	65%	77%	65%	80%	82%	81%	77%
2008	65%	80%	79%	59%	65%	59%	67%	71%	81%	70%
2009	71%	80%	84%	62%	69%	62%	67%	78%	81%	74%
2010	73%	85%	83%	69%	72%	69%	72%	77%	87%	77%
2011										
2012										

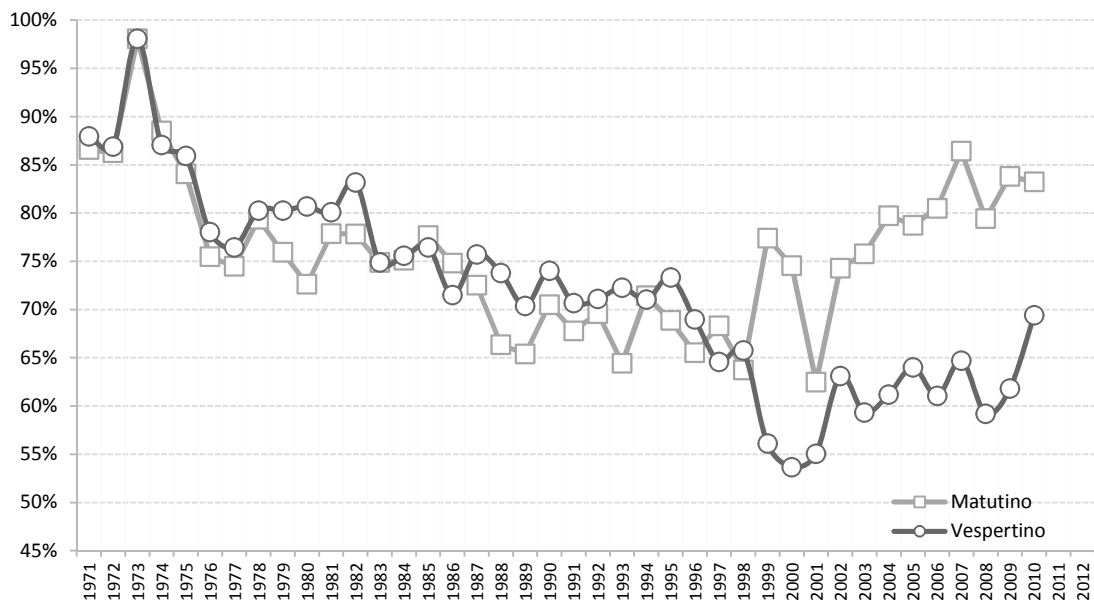
## 1515 Geografía I

Acreditación por género



## 1515 Geografía I

Acreditación por turno



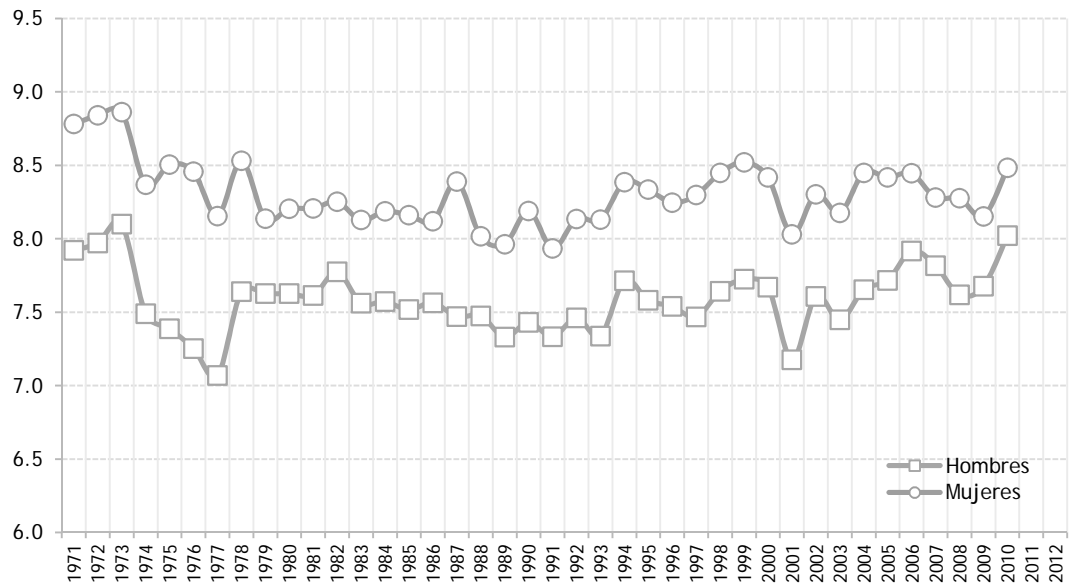
## Geografía I

### Promedio de Calificaciones

Generación	Género		Turno		Plantel					CCH
	Hombres	Mujeres	Matutino	Vespertino	Azcapotzalco	Naucalpan	Vallejo	Oriente	Sur	
1971	7.9	8.8	7.9	8.2	8.0	8.2	8.1			8.1
1972	8.0	8.8	8.1	8.2	7.7	8.2	8.2	8.3	8.0	8.1
1973	8.1	8.9	8.2	8.3	8.5	8.3	8.2	8.4	8.4	8.2
1974	7.5	8.4	7.7	7.7	7.4	7.7	7.5	8.0	7.7	7.7
1975	7.4	8.5	7.5	7.8	7.6	7.8	7.6	7.7	7.7	7.6
1976	7.3	8.5	7.5	7.6	7.9	7.6	7.9	7.7	7.1	7.5
1977	7.1	8.2	7.3	7.4	7.4	7.4	7.0	7.9	7.5	7.3
1978	7.6	8.5	7.9	7.7	7.7	7.7	8.1	7.9	8.0	7.9
1979	7.6	8.1	7.9	7.7	7.5	7.7	8.2	8.1	7.7	7.8
1980	7.6	8.2	7.8	8.0	7.4	8.0	8.2	8.3	7.7	7.8
1981	7.6	8.2	7.8	7.9	7.4	7.9	8.0	8.4	7.9	7.8
1982	7.8	8.3	7.9	8.0	7.5	8.0	8.2	8.8	7.6	8.0
1983	7.6	8.1	7.8	7.8	7.6	7.8	7.8	8.4	7.6	7.8
1984	7.6	8.2	7.8	7.8	7.6	7.8	8.3	7.6	7.7	7.8
1985	7.5	8.2	7.9	7.6	7.7	7.6	8.0	8.0	7.8	7.8
1986	7.6	8.1	7.9	7.6	8.1	7.6	8.1	8.0	7.6	7.8
1987	7.5	8.4	7.8	8.0	7.7	8.0	8.1	8.2	7.4	7.9
1988	7.5	8.0	7.6	7.8	7.3	7.8	8.0	7.9	7.6	7.7
1989	7.3	8.0	7.4	7.9	7.5	7.9	7.7	7.9	7.3	7.6
1990	7.4	8.2	7.7	7.8	8.0	7.8	8.0	7.8	7.2	7.7
1991	7.3	7.9	7.6	7.6	7.8	7.6	7.6	7.7	7.5	7.6
1992	7.5	8.1	7.9	7.6	7.5	7.6	7.7	7.9	8.1	7.8
1993	7.3	8.1	7.7	7.7	7.6	7.7	7.4	7.9	8.0	7.7
1994	7.7	8.4	8.1	7.9	8.0	7.9	7.7	7.9	8.3	8.0
1995	7.6	8.3	7.9	7.8	8.1	7.8	7.6	8.0	7.7	7.9
1996	7.5	8.2	7.8	7.8	8.1	7.8	7.3	8.3	7.6	7.8
1997	7.5	8.3	7.7	7.7	7.5	7.7	7.3	8.0	7.6	7.7
1998	7.6	8.4	7.9	7.7	8.5	7.7	7.4	8.2	7.9	7.9
1999	7.7	8.5	8.4	7.4	8.3	7.4	7.2	8.5	7.9	8.0
2000	7.7	8.4	8.3	7.4	8.1	7.4	7.6	8.2	8.0	7.9
2001	7.2	8.0	7.7	7.2	7.9	7.2	7.1	7.8	7.3	7.5
2002	7.6	8.3	8.0	7.5	7.6	7.5	7.6	8.2	8.0	7.8
2003	7.4	8.2	8.0	7.2	7.8	7.2	7.7	7.7	7.7	7.7
2004	7.7	8.4	8.3	7.4	7.9	7.4	7.6	8.4	7.9	7.9
2005	7.7	8.4	8.3	7.5	8.3	7.5	7.4	8.1	8.3	7.9
2006	7.9	8.4	8.4	7.7	8.6	7.7	7.9	8.1	7.8	8.1
2007	7.8	8.3	8.3	7.5	8.4	7.5	7.3	8.3	8.1	8.0
2008	7.6	8.3	8.2	7.3	7.9	7.3	7.3	7.9	8.0	7.8
2009	7.7	8.2	8.2	7.4	7.8	7.4	7.4	8.2	8.0	7.9
2010	8.0	8.5	8.5	7.8	8.6	7.8	7.2	8.5	8.5	8.2
2011										
2012										

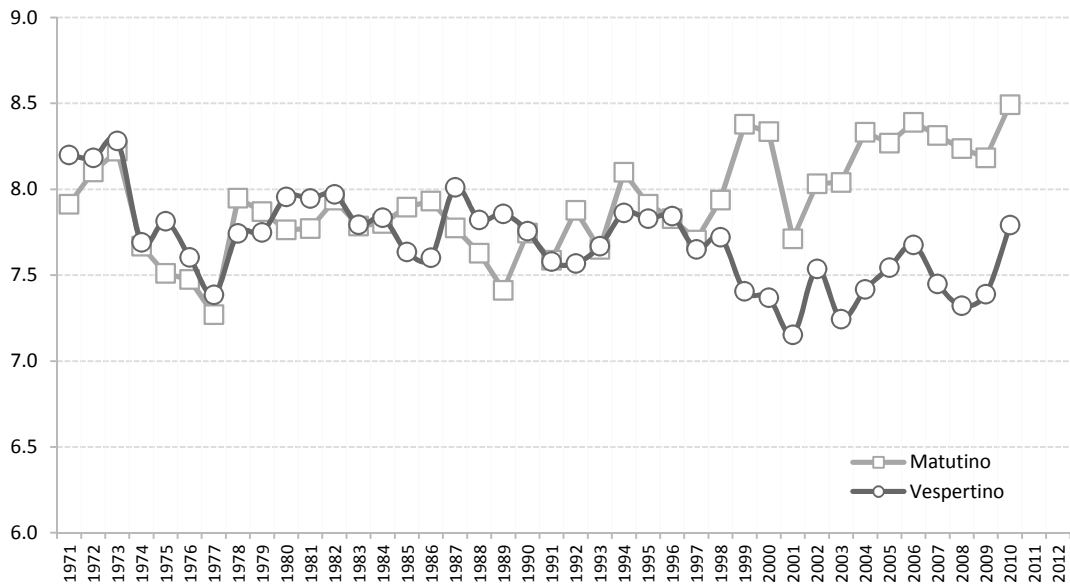
## 1515 Geografía I

Calificación promedio por género



## 1515 Geografía I

Calificación promedio por turno







Universidad Nacional Autónoma de México  
Colegio de Ciencias y Humanidades

## Geografía II

### HISTORICO SOCIAL

		Asignatura incluida	Plan	Semestre	Creditos	Horas
1615	Geografía II		1997	6	8	4
3065	Geografía II		1971	6	6	3

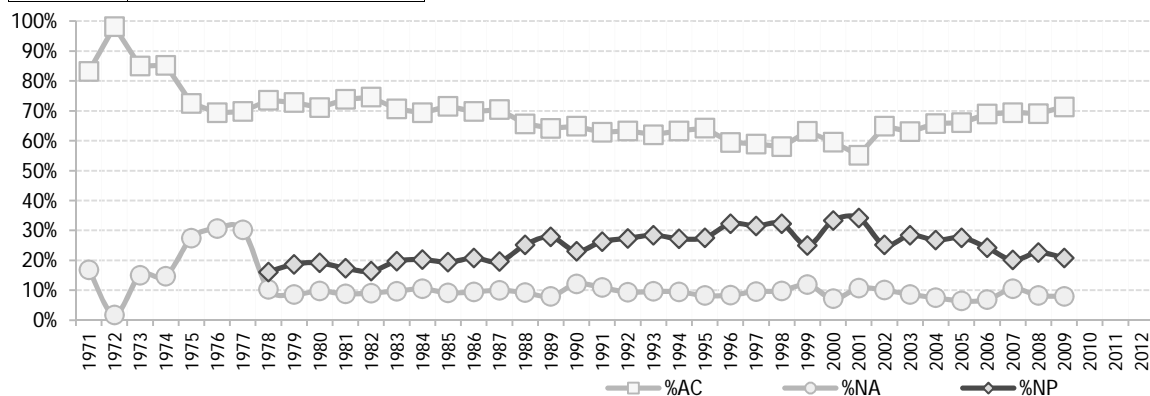
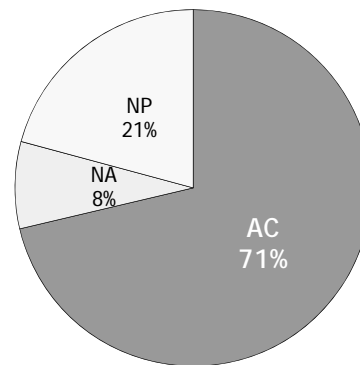




Total CCH

Generación	%AC	%NA	%NP
1971	83%	17%	
1972	98%	2%	
1973	85%	15%	
1974	85%	15%	
1975	73%	27%	
1976	69%	31%	
1977	70%	30%	
1978	74%	10%	16%
1979	73%	9%	19%
1980	71%	10%	19%
1981	74%	9%	17%
1982	75%	9%	16%
1983	71%	10%	20%
1984	69%	10%	20%
1985	72%	9%	19%
1986	70%	9%	21%
1987	70%	10%	20%
1988	66%	9%	25%
1989	64%	8%	28%
1990	65%	12%	23%
1991	63%	11%	26%
1992	63%	9%	27%
1993	62%	10%	28%
1994	63%	9%	27%
1995	64%	8%	28%
1996	59%	8%	32%
1997	59%	10%	32%
1998	58%	10%	32%
1999	63%	12%	25%
2000	60%	7%	33%
2001	55%	11%	34%
2002	65%	10%	25%
2003	63%	9%	28%
2004	66%	7%	27%
2005	66%	6%	28%
2006	69%	7%	24%
2007	69%	10%	20%
2008	69%	8%	23%
2009	71%	8%	21%
2010			
2011			
2012			

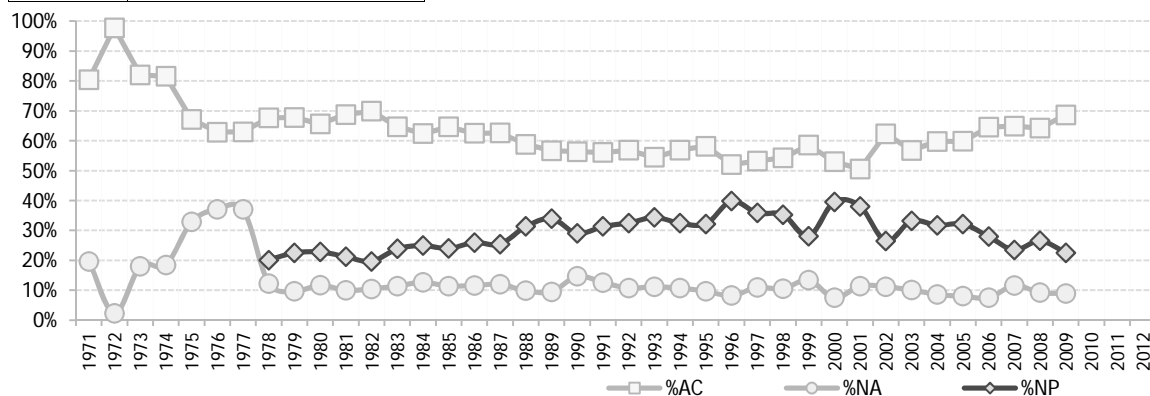
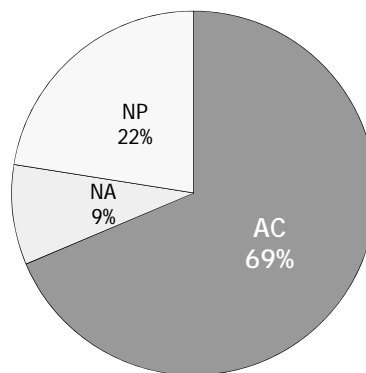
2009



Hombres

Generación	%AC	%NA	%NP
1971	80%	20%	
1972	98%	2%	
1973	82%	18%	
1974	82%	18%	
1975	67%	33%	
1976	63%	37%	
1977	63%	37%	
1978	68%	12%	20%
1979	68%	10%	23%
1980	66%	12%	23%
1981	69%	10%	21%
1982	70%	10%	20%
1983	65%	11%	24%
1984	62%	13%	25%
1985	65%	11%	24%
1986	62%	12%	26%
1987	63%	12%	25%
1988	59%	10%	31%
1989	57%	9%	34%
1990	56%	15%	29%
1991	56%	13%	31%
1992	57%	11%	32%
1993	54%	11%	34%
1994	57%	11%	32%
1995	58%	10%	32%
1996	52%	8%	40%
1997	53%	11%	36%
1998	54%	10%	35%
1999	59%	13%	28%
2000	53%	7%	40%
2001	51%	11%	38%
2002	62%	11%	26%
2003	57%	10%	33%
2004	60%	9%	32%
2005	60%	8%	32%
2006	65%	8%	28%
2007	65%	12%	23%
2008	64%	9%	27%
2009	69%	9%	22%
2010			
2011			
2012			

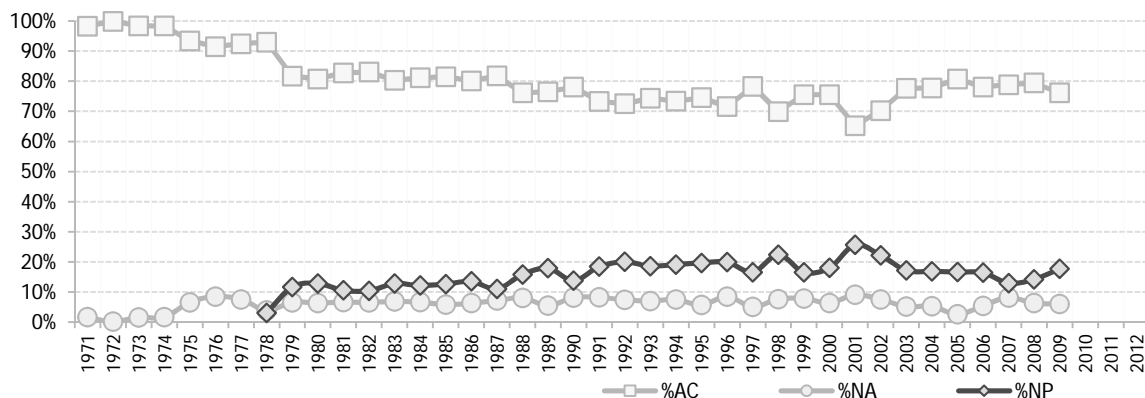
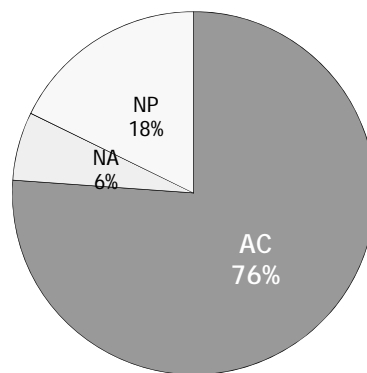
2009



Mujeres

Generación	%AC	%NA	%NP
1971	98%	2%	
1972	100%	0%	
1973	98%	2%	
1974	98%	2%	
1975	93%	7%	
1976	91%	9%	
1977	92%	8%	
1978	93%	4%	3%
1979	82%	7%	12%
1980	81%	6%	13%
1981	83%	7%	11%
1982	83%	7%	10%
1983	80%	7%	13%
1984	81%	7%	12%
1985	81%	6%	13%
1986	80%	6%	14%
1987	82%	7%	11%
1988	76%	8%	16%
1989	77%	6%	18%
1990	78%	8%	14%
1991	73%	8%	18%
1992	73%	7%	20%
1993	74%	7%	19%
1994	73%	7%	19%
1995	75%	6%	20%
1996	72%	8%	20%
1997	78%	5%	17%
1998	70%	8%	22%
1999	75%	8%	17%
2000	76%	6%	18%
2001	65%	9%	26%
2002	70%	8%	22%
2003	78%	5%	17%
2004	78%	5%	17%
2005	81%	3%	17%
2006	78%	5%	16%
2007	79%	8%	13%
2008	79%	6%	14%
2009	76%	6%	18%
2010			
2011			
2012			

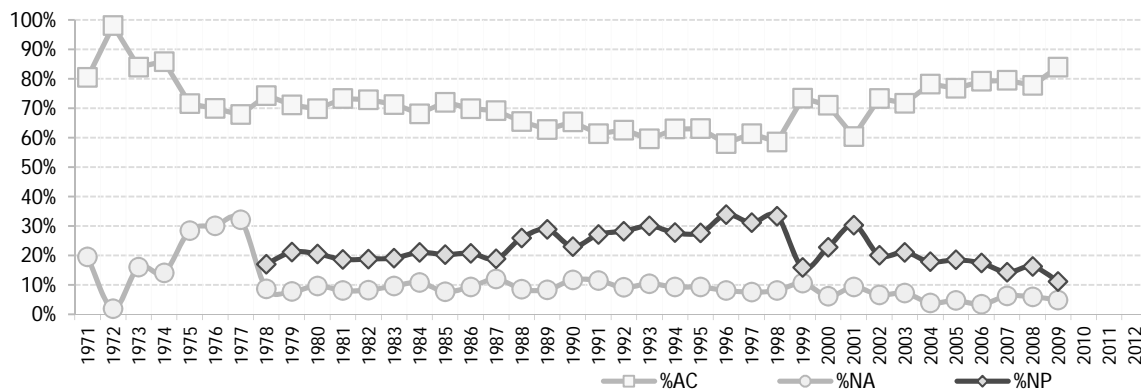
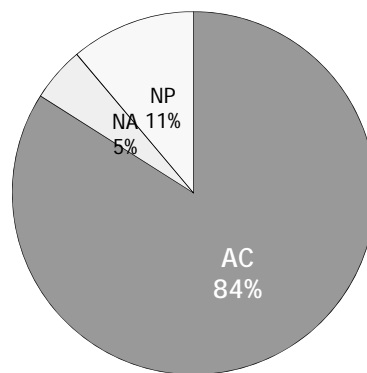
2009



Matutino

Generación	%AC	%NA	%NP
1971	80%	20%	
1972	98%	2%	
1973	84%	16%	
1974	86%	14%	
1975	72%	28%	
1976	70%	30%	
1977	68%	32%	
1978	74%	9%	17%
1979	71%	8%	21%
1980	70%	10%	21%
1981	73%	8%	19%
1982	73%	8%	19%
1983	71%	10%	19%
1984	68%	11%	21%
1985	72%	8%	20%
1986	70%	9%	21%
1987	69%	12%	19%
1988	65%	9%	26%
1989	63%	8%	29%
1990	65%	12%	23%
1991	61%	11%	27%
1992	63%	9%	28%
1993	60%	10%	30%
1994	63%	9%	28%
1995	63%	9%	28%
1996	58%	8%	34%
1997	61%	8%	31%
1998	59%	8%	33%
1999	73%	11%	16%
2000	71%	6%	23%
2001	60%	9%	30%
2002	73%	7%	20%
2003	72%	7%	21%
2004	78%	4%	18%
2005	77%	5%	19%
2006	79%	3%	17%
2007	79%	6%	14%
2008	78%	6%	16%
2009	84%	5%	11%
2010			
2011			
2012			

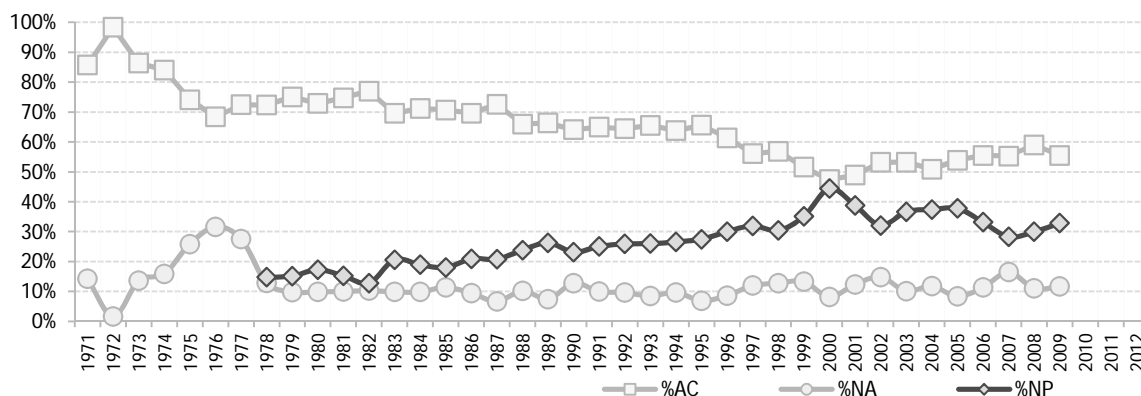
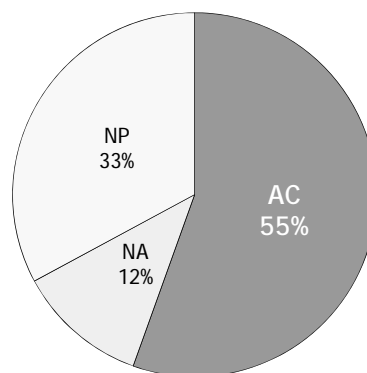
2009



Vespertino

Generación	%AC	%NA	%NP
1971	86%	14%	
1972	98%	2%	
1973	86%	14%	
1974	84%	16%	
1975	74%	26%	
1976	68%	32%	
1977	72%	28%	
1978	72%	13%	15%
1979	75%	10%	15%
1980	73%	10%	17%
1981	75%	10%	15%
1982	77%	10%	13%
1983	70%	10%	21%
1984	71%	10%	19%
1985	71%	11%	18%
1986	70%	9%	21%
1987	73%	7%	21%
1988	66%	10%	24%
1989	66%	7%	26%
1990	64%	13%	23%
1991	65%	10%	25%
1992	64%	10%	26%
1993	66%	8%	26%
1994	64%	10%	27%
1995	66%	7%	27%
1996	61%	9%	30%
1997	56%	12%	32%
1998	57%	13%	30%
1999	52%	13%	35%
2000	47%	8%	44%
2001	49%	12%	39%
2002	53%	15%	32%
2003	53%	10%	37%
2004	51%	12%	37%
2005	54%	8%	38%
2006	55%	11%	33%
2007	55%	16%	28%
2008	59%	11%	30%
2009	55%	12%	33%
2010			
2011			
2012			

2009



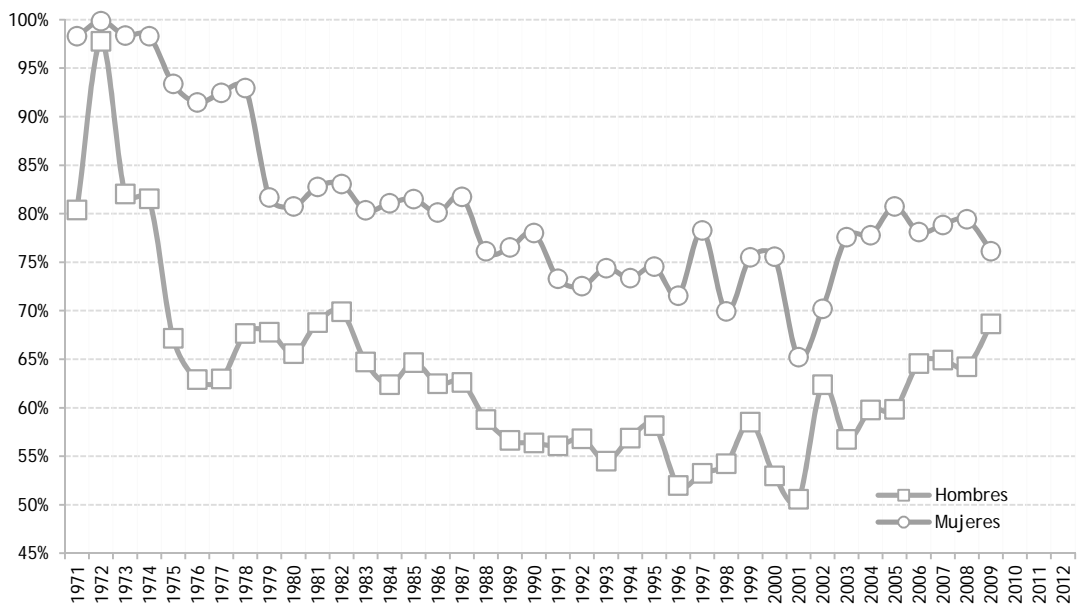
## Geografía II

## Acreditación

Generación	Género		Turno		Plantel					CCH
	Hombres	Mujeres	Matutino	Vespertino	Azcapotzalco	Naucalpan	Vallejo	Oriente	Sur	
1971	80%	98%	80%	86%	87%	86%	84%			83%
1972	98%	100%	98%	98%	100%	98%	93%	99%	100%	98%
1973	82%	98%	84%	86%	88%	86%	87%	85%	85%	85%
1974	82%	98%	86%	84%	89%	84%	89%	86%	81%	85%
1975	67%	93%	72%	74%	79%	74%	76%	71%	69%	73%
1976	63%	91%	70%	68%	75%	68%	74%	62%	70%	69%
1977	63%	92%	68%	72%	64%	72%	71%	73%	73%	70%
1978	68%	93%	74%	72%	75%	72%	80%	64%	74%	74%
1979	68%	82%	71%	75%	73%	75%	76%	69%	72%	73%
1980	66%	81%	70%	73%	67%	73%	75%	70%	71%	71%
1981	69%	83%	73%	75%	67%	75%	77%	72%	74%	74%
1982	70%	83%	73%	77%	68%	77%	80%	74%	75%	75%
1983	65%	80%	71%	70%	72%	70%	73%	67%	75%	71%
1984	62%	81%	68%	71%	64%	71%	72%	68%	72%	69%
1985	65%	81%	72%	71%	64%	71%	76%	72%	73%	72%
1986	62%	80%	70%	70%	71%	70%	76%	64%	72%	70%
1987	63%	82%	69%	73%	66%	73%	74%	70%	69%	70%
1988	59%	76%	65%	66%	59%	66%	73%	61%	65%	66%
1989	57%	77%	63%	66%	62%	66%	66%	65%	68%	64%
1990	56%	78%	65%	64%	65%	64%	62%	59%	70%	65%
1991	56%	73%	61%	65%	59%	65%	69%	61%	68%	63%
1992	57%	73%	63%	64%	57%	64%	67%	62%	67%	63%
1993	54%	74%	60%	66%	56%	66%	64%	63%	68%	62%
1994	57%	73%	63%	64%	63%	64%	62%	60%	69%	63%
1995	58%	75%	63%	66%	63%	66%	67%	62%	64%	64%
1996	52%	72%	58%	61%	63%	61%	60%	53%	57%	59%
1997	53%	78%	61%	56%	62%	56%	49%	58%	67%	59%
1998	54%	70%	59%	57%	55%	57%	54%	55%	60%	58%
1999	59%	75%	73%	52%	56%	52%	66%	62%	68%	63%
2000	53%	76%	71%	47%	61%	47%	59%	54%	66%	60%
2001	51%	65%	60%	49%	53%	49%	50%	57%	59%	55%
2002	62%	70%	73%	53%	58%	53%	67%	62%	70%	65%
2003	57%	78%	72%	53%	58%	53%	67%	62%	73%	63%
2004	60%	78%	78%	51%	56%	51%	64%	74%	70%	66%
2005	60%	81%	77%	54%	63%	54%	59%	64%	72%	66%
2006	65%	78%	79%	55%	73%	55%	65%	64%	77%	69%
2007	65%	79%	79%	55%	66%	55%	75%	69%	71%	69%
2008	64%	79%	78%	59%	66%	59%	66%	67%	76%	69%
2009	69%	76%	84%	55%	66%	55%	68%	72%	77%	71%
2010										
2011										
2012										

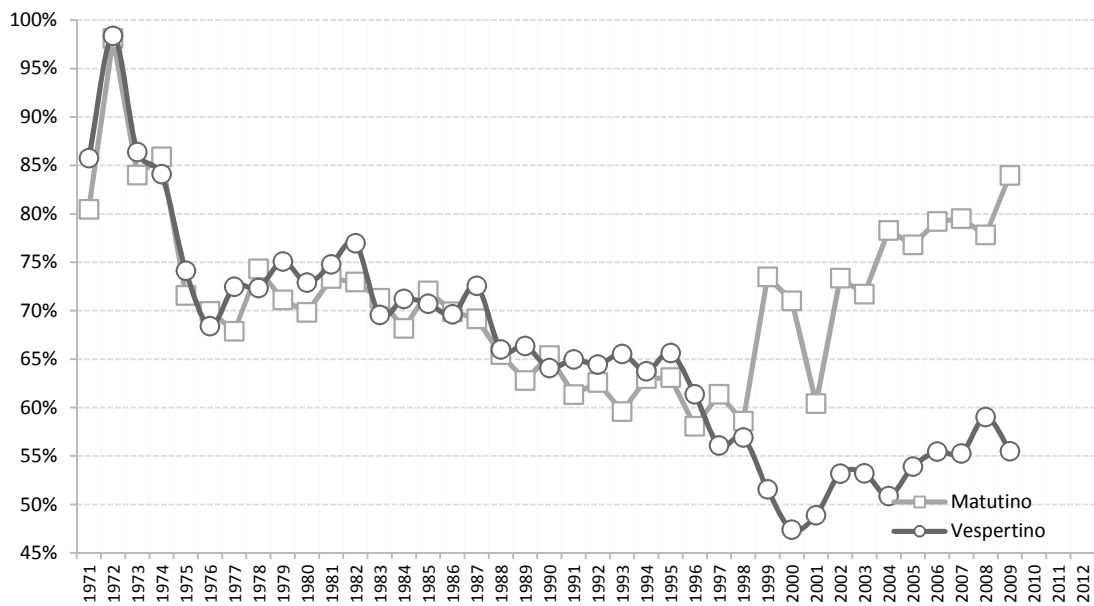
## 1615 Geografía II

Acreditación por género



## 1615 Geografía II

Acreditación por turno



## Geografía II

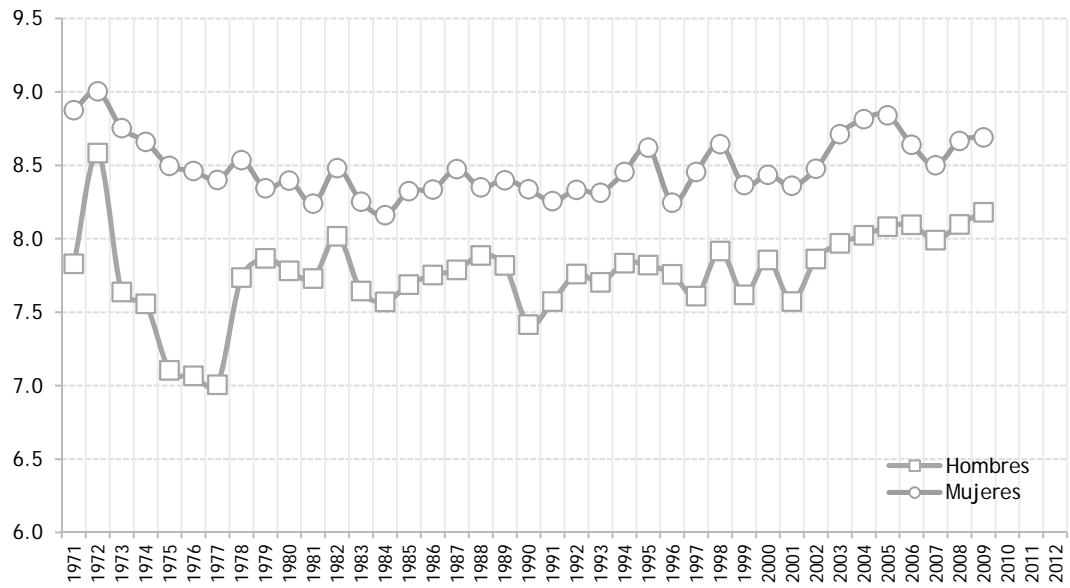
### Promedio de Calificaciones

Generación	Género		Turno		Plantel					CCH
	Hombres	Mujeres	Matutino	Vespertino	Azacapatzalco	Naucalpan	Vallejo	Oriente	Sur	
1971	7.8	8.9	7.8	8.2	8.0	8.2	8.1			8.0
1972	8.6	9.0	8.6	8.9	8.7	8.9	8.4	8.7	8.8	8.7
1973	7.6	8.8	7.8	7.9	8.1	7.9	8.0	8.0	7.7	7.8
1974	7.6	8.7	7.8	7.8	8.5	7.8	7.9	7.9	7.7	7.8
1975	7.1	8.5	7.4	7.4	7.8	7.4	7.4	7.5	7.3	7.4
1976	7.1	8.5	7.4	7.3	7.8	7.3	7.6	7.2	7.4	7.4
1977	7.0	8.4	7.3	7.3	7.1	7.3	7.4	7.8	7.4	7.3
1978	7.7	8.5	8.1	7.7	8.2	7.7	8.2	7.9	7.8	8.0
1979	7.9	8.3	8.2	7.8	7.8	7.8	8.4	8.3	8.1	8.1
1980	7.8	8.4	8.0	8.0	8.0	8.0	8.2	8.3	7.8	8.0
1981	7.7	8.2	8.0	7.9	7.9	7.9	8.2	8.3	7.8	7.9
1982	8.0	8.5	8.2	8.1	8.2	8.1	8.3	8.7	8.0	8.2
1983	7.6	8.3	8.0	7.7	7.9	7.7	7.9	8.2	8.0	7.9
1984	7.6	8.2	7.8	7.9	7.3	7.9	8.0	8.1	8.0	7.8
1985	7.7	8.3	8.0	7.9	7.5	7.9	8.1	8.2	8.2	8.0
1986	7.8	8.3	8.0	8.1	8.3	8.1	8.4	8.0	7.9	8.0
1987	7.8	8.5	8.0	8.3	7.9	8.3	8.0	8.5	8.0	8.1
1988	7.9	8.4	8.1	8.1	7.5	8.1	8.3	8.1	8.2	8.1
1989	7.8	8.4	7.9	8.3	8.0	8.3	8.0	8.2	8.1	8.1
1990	7.4	8.3	7.9	7.7	8.0	7.7	7.7	7.6	7.9	7.8
1991	7.6	8.3	7.8	7.9	8.0	7.9	7.9	7.9	7.8	7.9
1992	7.8	8.3	8.1	7.8	8.0	7.8	8.0	8.3	8.1	8.0
1993	7.7	8.3	8.0	8.0	7.9	8.0	7.8	8.1	8.0	8.0
1994	7.8	8.5	8.1	8.1	8.4	8.1	8.1	8.0	7.9	8.1
1995	7.8	8.6	8.1	8.2	8.5	8.2	7.8	8.3	7.9	8.1
1996	7.8	8.2	7.9	8.0	8.5	8.0	7.7	8.4	7.3	8.0
1997	7.6	8.5	8.0	7.7	7.8	7.7	7.4	7.9	7.9	7.8
1998	7.9	8.6	8.2	7.9	8.3	7.9	7.1	8.5	8.2	8.1
1999	7.6	8.4	8.1	7.5	7.6	7.5	7.7	8.0	8.0	7.8
2000	7.9	8.4	8.3	7.6	8.2	7.6	7.4	8.4	8.2	8.1
2001	7.6	8.4	8.1	7.5	7.9	7.5	7.6	8.2	7.8	7.9
2002	7.9	8.5	8.4	7.6	7.5	7.6	8.2	8.2	8.1	8.1
2003	8.0	8.7	8.5	7.8	7.9	7.8	8.2	8.3	8.3	8.2
2004	8.0	8.8	8.7	7.7	8.2	7.7	7.8	8.7	8.2	8.3
2005	8.1	8.8	8.6	8.0	8.7	8.0	8.0	8.4	8.2	8.3
2006	8.1	8.6	8.5	8.0	8.7	8.0	8.3	7.9	8.0	8.3
2007	8.0	8.5	8.5	7.7	7.7	7.7	8.1	8.3	8.1	8.2
2008	8.1	8.7	8.6	7.9	8.2	7.9	8.0	8.3	8.2	8.3
2009	8.2	8.7	8.7	7.8	8.4	7.8	8.3	8.6	8.3	8.4
2010										
2011										
2012										



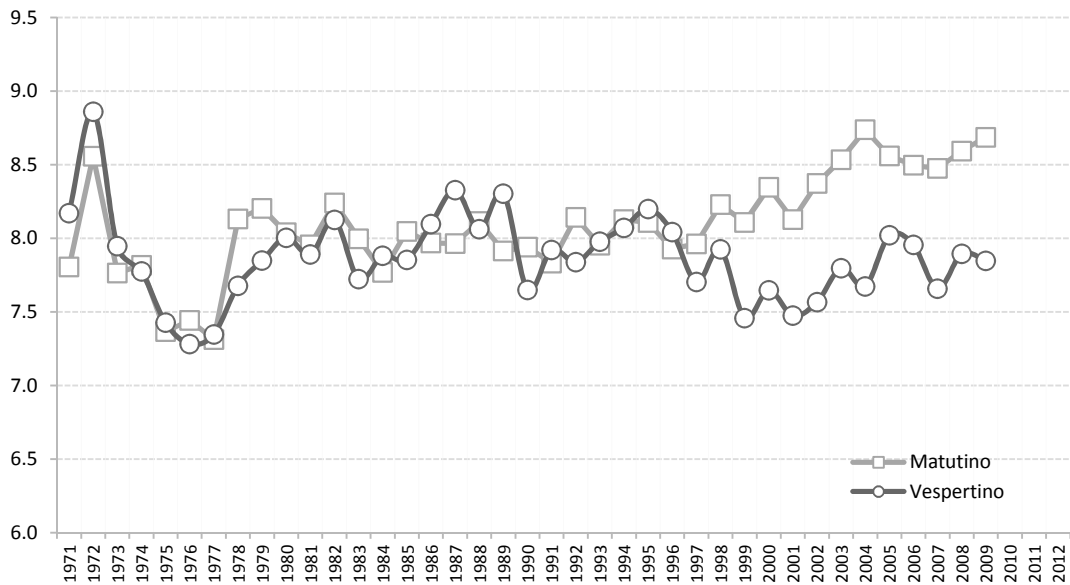
## 1615 Geografía II

Calificación promedio por género



## 1615 Geografía II

Calificación promedio por turno







Universidad Nacional Autónoma de México  
Colegio de Ciencias y Humanidades

## Teoría de la Historia I

### HISTORICO SOCIAL

	Asignatura incluida	Plan	Semestre	Creditos	Horas
1517	Teoría de la Historia I	1997	5	8	4
3024	Teoría de la Historia	1971	4	6	3

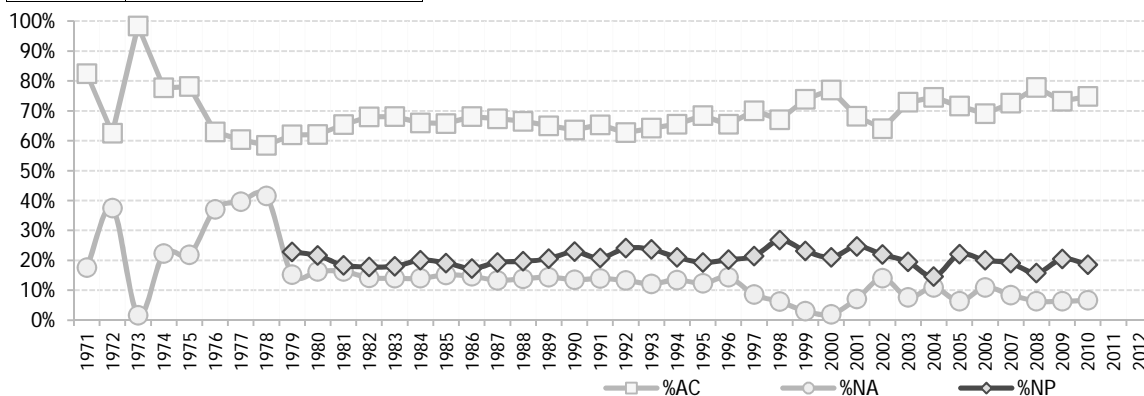
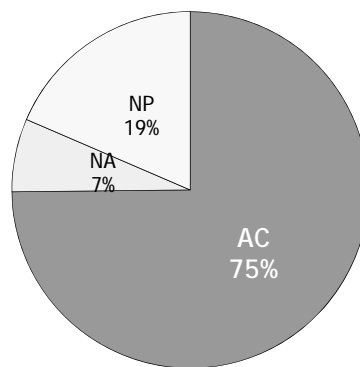
Pasa de obligatoria en cuarto semestre a optativa en quinto semestre.



Total CCH

Generación	%AC	%NA	%NP
1971	82%	18%	
1972	63%	37%	
1973	98%	2%	
1974	78%	22%	
1975	78%	22%	
1976	63%	37%	
1977	60%	40%	
1978	58%	42%	
1979	62%	15%	23%
1980	62%	16%	22%
1981	65%	16%	18%
1982	68%	14%	18%
1983	68%	14%	18%
1984	66%	14%	20%
1985	66%	15%	19%
1986	68%	15%	17%
1987	67%	13%	19%
1988	66%	14%	20%
1989	65%	14%	21%
1990	64%	14%	23%
1991	65%	14%	21%
1992	63%	13%	24%
1993	64%	12%	24%
1994	66%	13%	21%
1995	68%	12%	19%
1996	65%	14%	20%
1997	70%	9%	21%
1998	67%	6%	27%
1999	74%	3%	23%
2000	77%	2%	21%
2001	68%	7%	25%
2002	64%	14%	22%
2003	73%	8%	19%
2004	75%	11%	15%
2005	72%	6%	22%
2006	69%	11%	20%
2007	73%	8%	19%
2008	78%	6%	16%
2009	73%	6%	20%
2010	75%	7%	19%
2011			
2012			

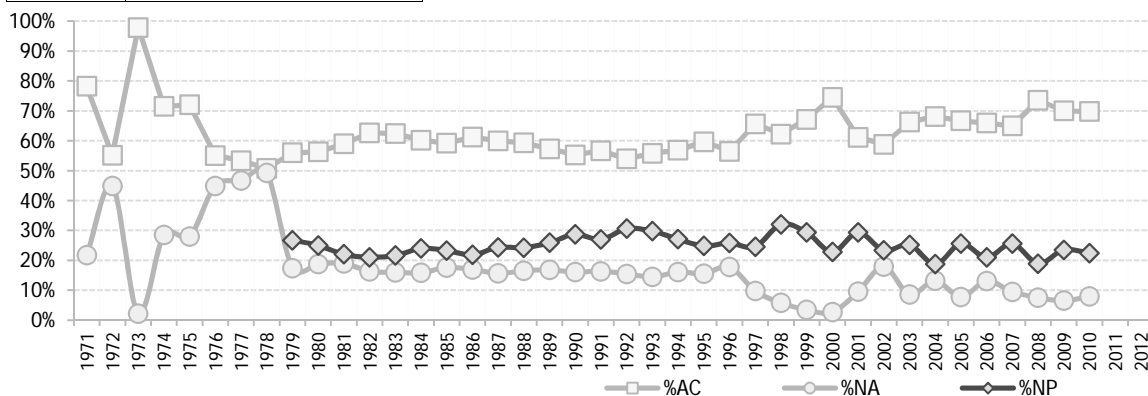
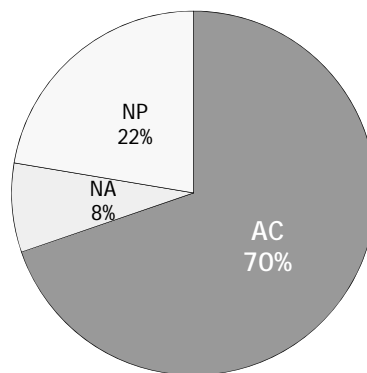
2010



Hombres

Generación	%AC	%NA	%NP
1971	78%	22%	
1972	55%	45%	
1973	98%	2%	
1974	71%	29%	
1975	72%	28%	
1976	55%	45%	
1977	53%	47%	
1978	51%	49%	
1979	56%	17%	27%
1980	56%	19%	25%
1981	59%	19%	22%
1982	63%	16%	21%
1983	62%	16%	22%
1984	60%	16%	24%
1985	59%	18%	23%
1986	61%	17%	22%
1987	60%	16%	24%
1988	59%	16%	24%
1989	57%	17%	26%
1990	55%	16%	29%
1991	57%	16%	27%
1992	54%	15%	31%
1993	56%	14%	30%
1994	57%	16%	27%
1995	60%	16%	25%
1996	56%	18%	26%
1997	66%	10%	25%
1998	62%	6%	32%
1999	67%	3%	29%
2000	75%	3%	23%
2001	61%	10%	29%
2002	59%	18%	23%
2003	66%	9%	25%
2004	68%	13%	19%
2005	67%	8%	26%
2006	66%	13%	21%
2007	65%	9%	26%
2008	74%	8%	19%
2009	70%	7%	23%
2010	70%	8%	22%
2011			
2012			

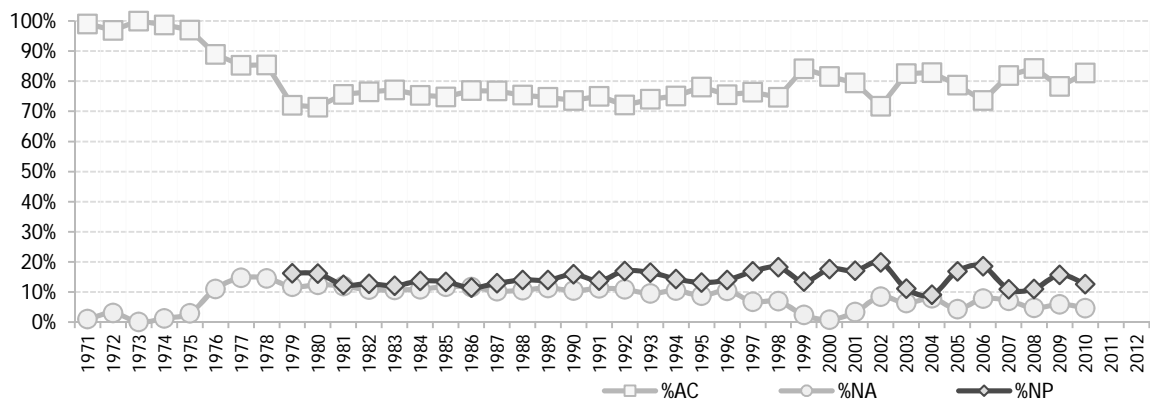
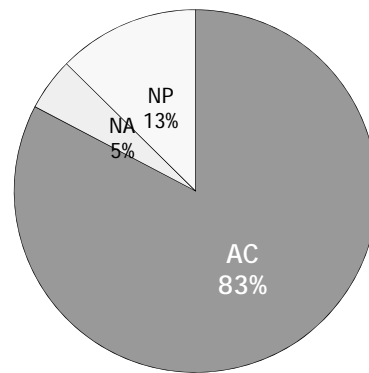
2010



Mujeres

Generación	%AC	%NA	%NP
1971	99%	1%	
1972	97%	3%	
1973	100%	0%	
1974	99%	1%	
1975	97%	3%	
1976	89%	11%	
1977	85%	15%	
1978	85%	15%	
1979	72%	12%	16%
1980	71%	12%	16%
1981	76%	12%	12%
1982	76%	11%	13%
1983	77%	11%	12%
1984	75%	11%	14%
1985	75%	12%	13%
1986	77%	12%	11%
1987	77%	10%	13%
1988	75%	11%	14%
1989	75%	11%	14%
1990	74%	10%	16%
1991	75%	11%	14%
1992	72%	11%	17%
1993	74%	10%	16%
1994	75%	11%	14%
1995	78%	9%	13%
1996	76%	10%	14%
1997	76%	7%	17%
1998	75%	7%	18%
1999	84%	2%	13%
2000	82%	1%	18%
2001	79%	3%	17%
2002	72%	8%	20%
2003	83%	6%	11%
2004	83%	8%	9%
2005	79%	4%	17%
2006	74%	8%	19%
2007	82%	7%	11%
2008	84%	5%	11%
2009	78%	6%	16%
2010	83%	5%	13%
2011			
2012			

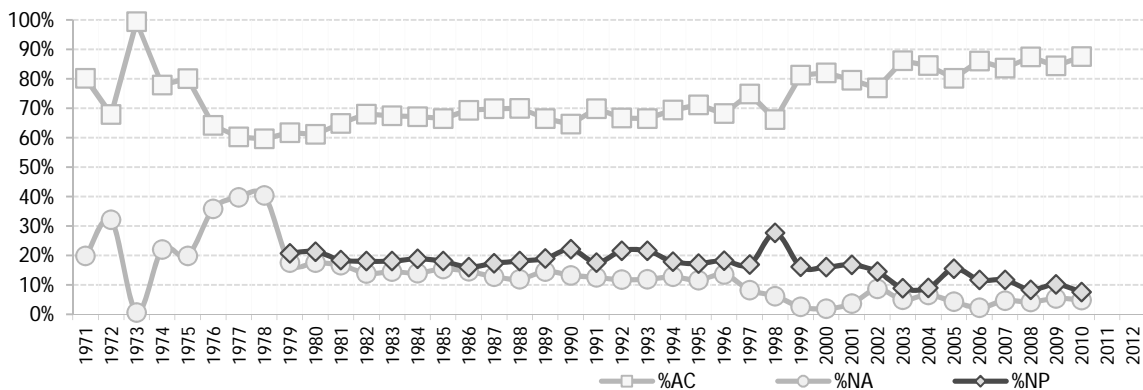
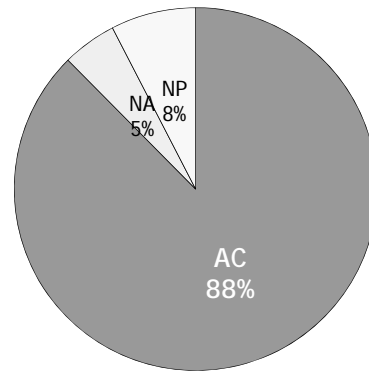
2010



Matutino

Generación	%AC	%NA	%NP
1971	80%	20%	
1972	68%	32%	
1973	99%	1%	
1974	78%	22%	
1975	80%	20%	
1976	64%	36%	
1977	60%	40%	
1978	60%	40%	
1979	62%	18%	21%
1980	61%	18%	21%
1981	65%	17%	18%
1982	68%	14%	18%
1983	67%	14%	18%
1984	67%	14%	19%
1985	67%	15%	18%
1986	69%	15%	16%
1987	70%	13%	17%
1988	70%	12%	18%
1989	67%	15%	19%
1990	65%	13%	22%
1991	70%	13%	18%
1992	67%	12%	22%
1993	67%	12%	22%
1994	69%	13%	18%
1995	71%	12%	17%
1996	68%	14%	18%
1997	75%	8%	17%
1998	66%	6%	28%
1999	81%	3%	16%
2000	82%	2%	16%
2001	80%	4%	17%
2002	77%	9%	14%
2003	86%	5%	9%
2004	85%	7%	9%
2005	80%	4%	16%
2006	86%	2%	12%
2007	84%	5%	12%
2008	87%	4%	8%
2009	84%	5%	10%
2010	88%	5%	8%
2011			
2012			

2010

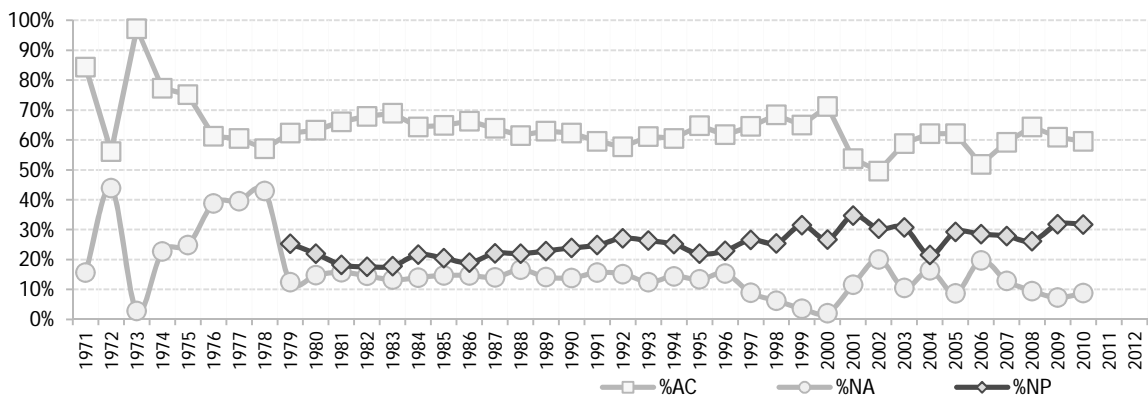
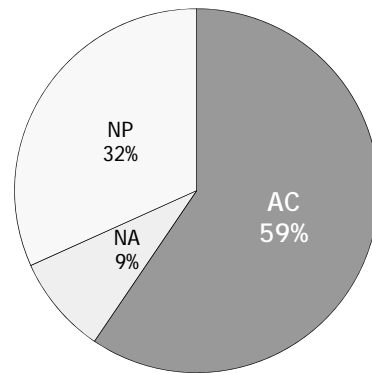




Vespertino

Generación	%AC	%NA	%NP
1971	84%	16%	
1972	56%	44%	
1973	97%	3%	
1974	77%	23%	
1975	75%	25%	
1976	61%	39%	
1977	60%	40%	
1978	57%	43%	
1979	62%	12%	25%
1980	63%	15%	22%
1981	66%	16%	18%
1982	68%	15%	18%
1983	69%	13%	18%
1984	64%	14%	22%
1985	65%	15%	20%
1986	66%	15%	19%
1987	64%	14%	22%
1988	61%	17%	22%
1989	63%	14%	23%
1990	62%	14%	24%
1991	60%	16%	25%
1992	58%	15%	27%
1993	61%	12%	26%
1994	60%	14%	25%
1995	65%	13%	22%
1996	62%	15%	23%
1997	65%	9%	27%
1998	68%	6%	25%
1999	65%	4%	31%
2000	71%	2%	27%
2001	54%	12%	35%
2002	50%	20%	30%
2003	59%	10%	31%
2004	62%	16%	22%
2005	62%	9%	29%
2006	52%	20%	28%
2007	59%	13%	28%
2008	64%	9%	26%
2009	61%	7%	32%
2010	59%	9%	32%
2011			
2012			

2010



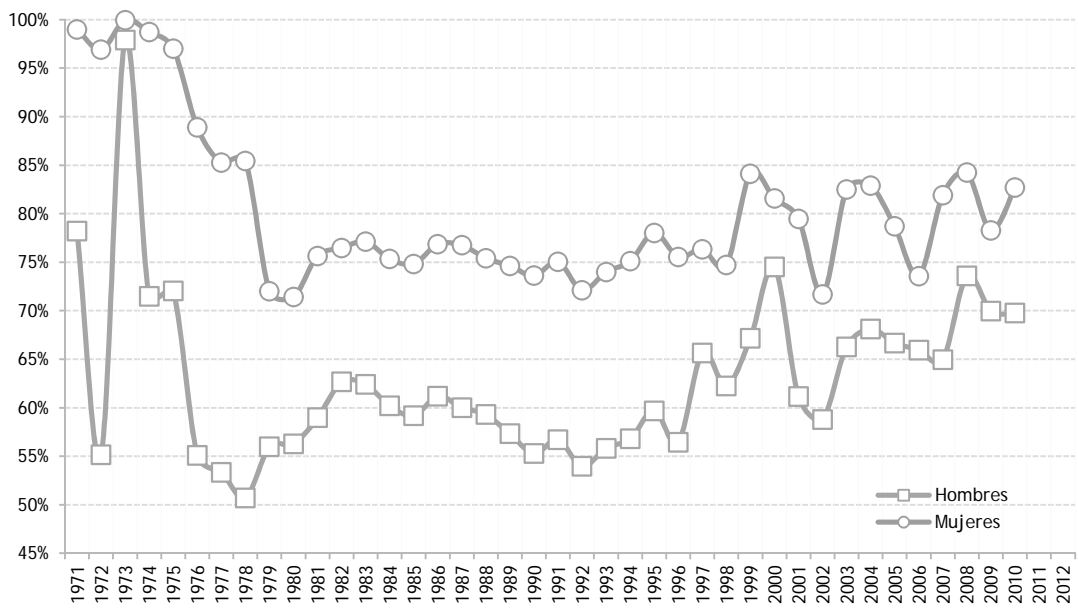
## Teoría de la Historia I

## Acreditación

Generación	Género		Turno		Plantel					CCH
	Hombres	Mujeres	Matutino	Vespertino	Azcapotzalco	Naucalpan	Vallejo	Oriente	Sur	
1971	78%	99%	80%	84%	84%	84%	80%			82%
1972	55%	97%	68%	56%	54%	56%	63%	67%	70%	63%
1973	98%	100%	99%	97%	100%	97%	95%	98%	100%	98%
1974	71%	99%	78%	77%	74%	77%	81%	78%	77%	78%
1975	72%	97%	80%	75%	75%	75%	78%	78%	82%	78%
1976	55%	89%	64%	61%	60%	61%	61%	65%	66%	63%
1977	53%	85%	60%	60%	58%	60%	59%	61%	65%	60%
1978	51%	85%	60%	57%	60%	57%	47%	63%	67%	58%
1979	56%	72%	62%	62%	67%	62%	49%	64%	71%	62%
1980	56%	71%	61%	63%	68%	63%	53%	61%	71%	62%
1981	59%	76%	65%	66%	70%	66%	54%	63%	71%	65%
1982	63%	76%	68%	68%	69%	68%	64%	70%	72%	68%
1983	62%	77%	67%	69%	68%	69%	64%	69%	74%	68%
1984	60%	75%	67%	64%	68%	64%	57%	72%	73%	66%
1985	59%	75%	67%	65%	70%	65%	59%	67%	70%	66%
1986	61%	77%	69%	66%	67%	66%	60%	75%	72%	68%
1987	60%	77%	70%	64%	70%	64%	60%	73%	68%	67%
1988	59%	75%	70%	61%	73%	61%	55%	73%	66%	66%
1989	57%	75%	67%	63%	67%	63%	58%	72%	67%	65%
1990	55%	74%	65%	62%	63%	62%	52%	70%	67%	64%
1991	57%	75%	70%	60%	67%	60%	57%	72%	67%	65%
1992	54%	72%	67%	58%	64%	58%	51%	73%	69%	63%
1993	56%	74%	67%	61%	65%	61%	57%	72%	68%	64%
1994	57%	75%	69%	60%	64%	60%	54%	73%	67%	66%
1995	60%	78%	71%	65%	71%	65%	64%	75%	68%	68%
1996	56%	76%	68%	62%	68%	62%	60%	67%	66%	65%
1997	66%	76%	75%	65%	73%	65%	52%	72%	80%	70%
1998	62%	75%	66%	68%	73%	68%	61%	59%	72%	67%
1999	67%	84%	81%	65%	65%	65%	78%	73%	73%	74%
2000	75%	82%	82%	71%	76%	71%	82%	72%	74%	77%
2001	61%	79%	80%	54%	60%	54%	73%	57%	79%	68%
2002	59%	72%	77%	50%	69%	50%	66%	53%	70%	64%
2003	66%	83%	86%	59%	69%	59%	80%	66%	76%	73%
2004	68%	83%	85%	62%	73%	62%	76%	73%	72%	75%
2005	67%	79%	80%	62%	62%	62%	54%	67%	93%	72%
2006	66%	74%	86%	52%	66%	52%	61%	60%	83%	69%
2007	65%	82%	84%	59%	70%	59%	75%	74%	81%	73%
2008	74%	84%	87%	64%	78%	64%	68%	78%	89%	78%
2009	70%	78%	84%	61%	62%	61%	66%	78%	85%	73%
2010	70%	83%	88%	59%	59%	59%	78%	79%	82%	75%
2011										
2012										

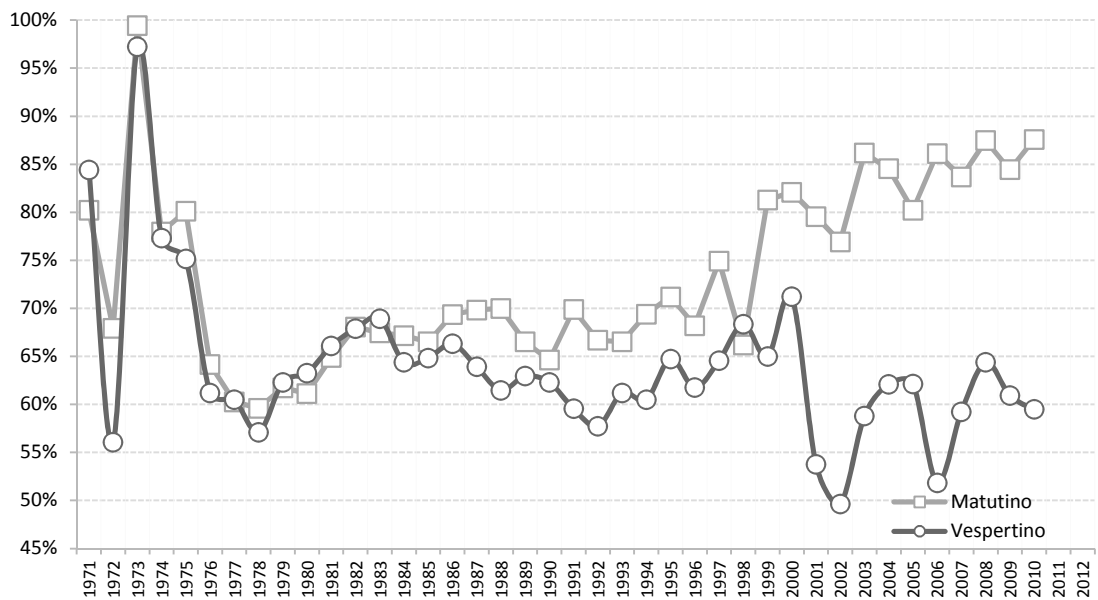
## 1517 Teoría de la Historia I

Acreditación por género



## 1517 Teoría de la Historia I

Acreditación por turno



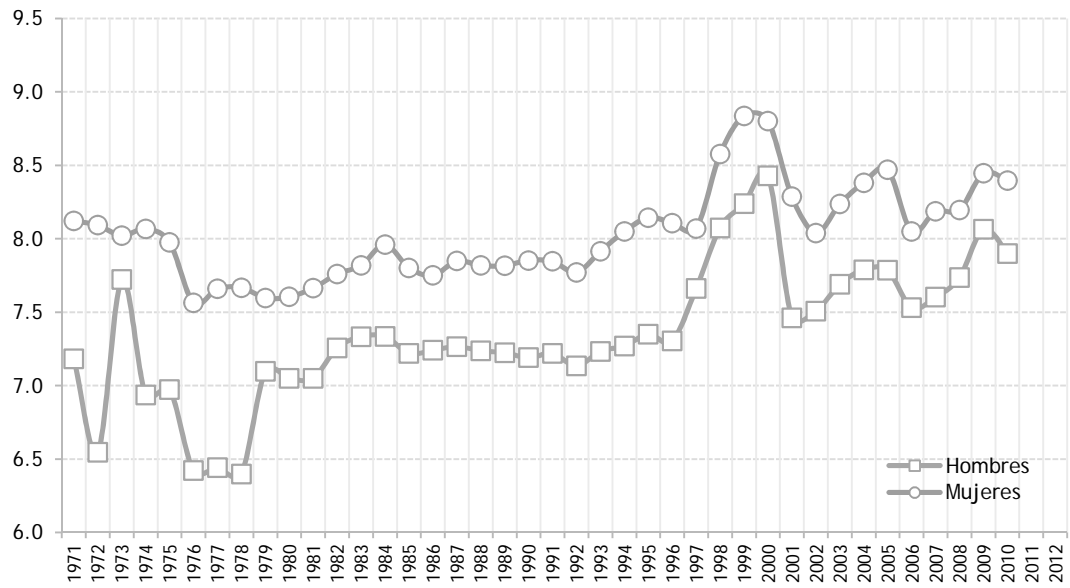
## Teoría de la Historia I

Promedio de Calificaciones

Generación	Género		Turno		Plantel					CCH
	Hombres	Mujeres	Matutino	Vespertino	Azcapotzalco	Naucalpan	Vallejo	Oriente	Sur	
1971	7.2	8.1	7.2	7.5	7.4	7.5	7.2			7.4
1972	6.5	8.1	7.0	6.6	6.6	6.6	6.8	7.0	7.0	6.8
1973	7.7	8.0	7.8	7.8	7.6	7.8	7.6	7.8	7.8	7.8
1974	6.9	8.1	7.2	7.2	6.9	7.2	7.3	7.4	7.2	7.2
1975	7.0	8.0	7.3	7.1	6.9	7.1	7.3	7.1	7.6	7.2
1976	6.4	7.6	6.7	6.6	6.5	6.6	6.6	6.7	6.9	6.7
1977	6.4	7.7	6.7	6.7	6.5	6.7	6.6	6.7	7.0	6.7
1978	6.4	7.7	6.7	6.7	6.7	6.7	6.3	6.7	7.1	6.7
1979	7.1	7.6	7.2	7.4	7.4	7.4	7.2	7.2	7.6	7.3
1980	7.1	7.6	7.2	7.4	7.4	7.4	7.3	7.0	7.6	7.3
1981	7.1	7.7	7.3	7.4	7.5	7.4	6.9	7.1	7.7	7.3
1982	7.3	7.8	7.5	7.4	7.4	7.4	7.1	7.4	7.7	7.5
1983	7.3	7.8	7.4	7.7	7.5	7.7	7.0	7.3	8.1	7.5
1984	7.3	8.0	7.7	7.5	7.6	7.5	7.0	7.5	8.2	7.6
1985	7.2	7.8	7.5	7.5	7.6	7.5	7.1	7.3	7.9	7.5
1986	7.2	7.8	7.5	7.4	7.4	7.4	7.4	7.5	7.8	7.5
1987	7.3	7.8	7.6	7.4	7.7	7.4	7.3	7.5	7.8	7.5
1988	7.2	7.8	7.6	7.3	7.7	7.3	7.1	7.5	7.7	7.5
1989	7.2	7.8	7.6	7.4	7.5	7.4	7.1	7.5	7.8	7.5
1990	7.2	7.9	7.6	7.4	7.4	7.4	7.3	7.3	8.0	7.5
1991	7.2	7.8	7.7	7.3	7.6	7.3	7.2	7.4	7.9	7.5
1992	7.1	7.8	7.6	7.2	7.5	7.2	7.1	7.4	7.9	7.5
1993	7.2	7.9	7.7	7.4	7.5	7.4	7.4	7.6	7.9	7.6
1994	7.3	8.0	7.8	7.4	7.7	7.4	7.4	7.7	7.8	7.7
1995	7.3	8.1	7.9	7.6	7.9	7.6	7.7	7.6	7.9	7.8
1996	7.3	8.1	7.8	7.5	7.7	7.5	7.5	7.7	8.0	7.7
1997	7.7	8.1	7.9	7.7	7.9	7.7	7.4	7.9	7.6	7.8
1998	8.1	8.6	8.1	8.6	8.6	8.6	7.3	9.4	8.3	8.3
1999	8.2	8.8	8.8	8.0	8.3	8.0	8.5	9.1	8.4	8.5
2000	8.4	8.8	8.6	8.5	8.0	8.5	8.7	8.6	8.8	8.6
2001	7.5	8.3	7.9	7.6	8.0	7.6	7.6	7.8	7.7	7.8
2002	7.5	8.0	8.2	7.1	7.7	7.1	7.9	7.6	7.7	7.7
2003	7.7	8.2	8.3	7.4	8.3	7.4	7.9	7.6	7.9	7.9
2004	7.8	8.4	8.4	7.6	7.8	7.6	8.1	8.1	7.9	8.1
2005	7.8	8.5	8.5	7.5	8.0	7.5	7.7	8.4	8.0	8.1
2006	7.5	8.1	8.4	7.0	7.7	7.0	7.1	7.7	8.4	7.7
2007	7.6	8.2	8.2	7.4	8.2	7.4	7.6	8.3	8.2	7.9
2008	7.7	8.2	8.1	7.6	7.7	7.6	7.5	8.2	8.3	7.9
2009	8.1	8.4	8.4	7.9	7.5	7.9	8.2	8.3	8.7	8.2
2010	7.9	8.4	8.3	7.7	8.2	7.7	8.0	7.9	8.6	8.1
2011										
2012										

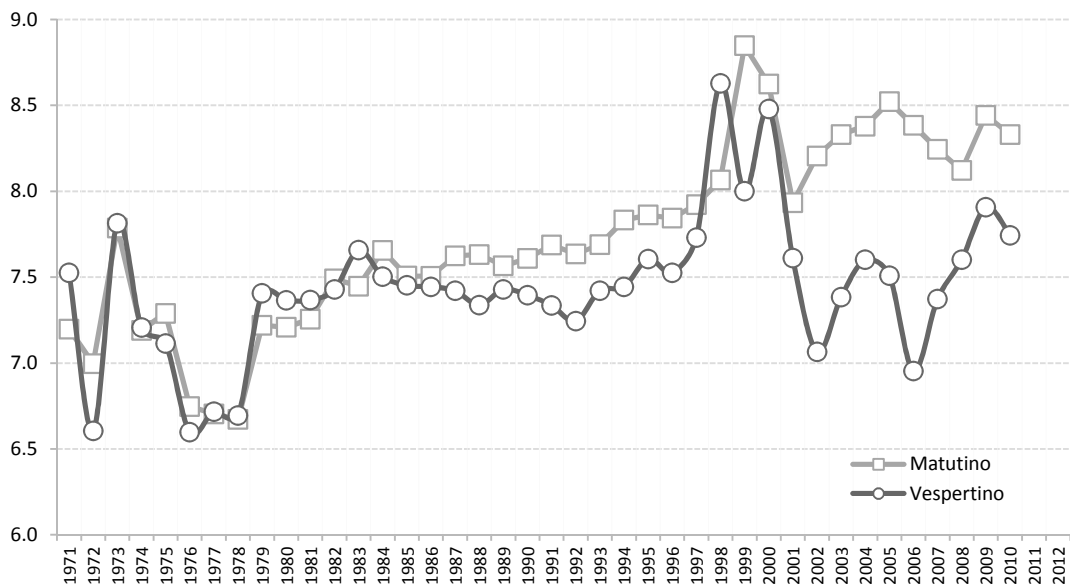
## 1517 Teoría de la Historia I

Calificación promedio por género



## 1517 Teoría de la Historia I

Calificación promedio por turno







Universidad Nacional Autónoma de México  
Colegio de Ciencias y Humanidades

## Teoría de la Historia II

### HISTORICO SOCIAL

		Asignatura incluida	Plan	Semestre	Creditos	Horas
1617	Teoría de la Historia II		1997	6	8	4

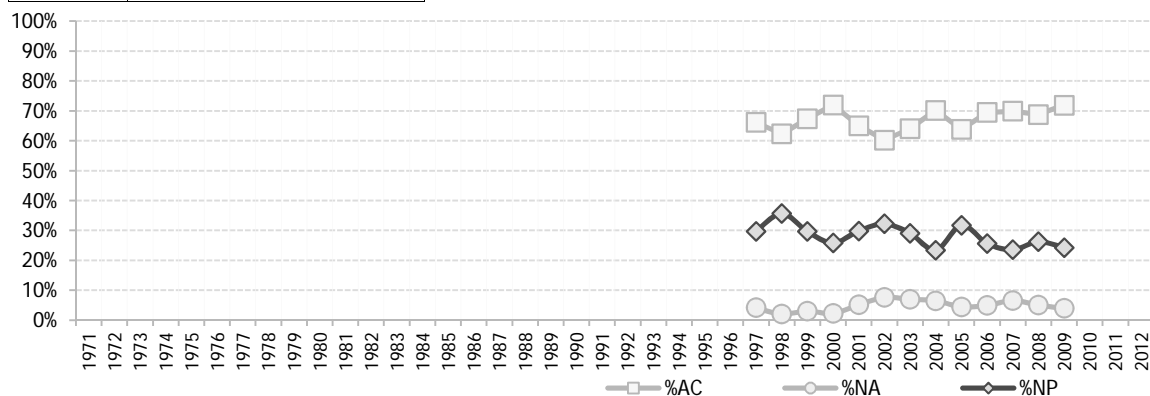
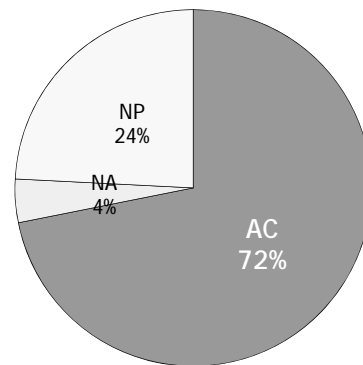




Total CCH

Generación	%AC	%NA	%NP
1971			
1972			
1973			
1974			
1975			
1976			
1977			
1978			
1979			
1980			
1981			
1982			
1983			
1984			
1985			
1986			
1987			
1988			
1989			
1990			
1991			
1992			
1993			
1994			
1995			
1996			
1997	66%	4%	30%
1998	62%	2%	36%
1999	67%	3%	30%
2000	72%	2%	26%
2001	65%	5%	30%
2002	60%	8%	32%
2003	64%	7%	29%
2004	70%	6%	23%
2005	64%	4%	32%
2006	69%	5%	26%
2007	70%	7%	24%
2008	69%	5%	26%
2009	72%	4%	24%
2010			
2011			
2012			

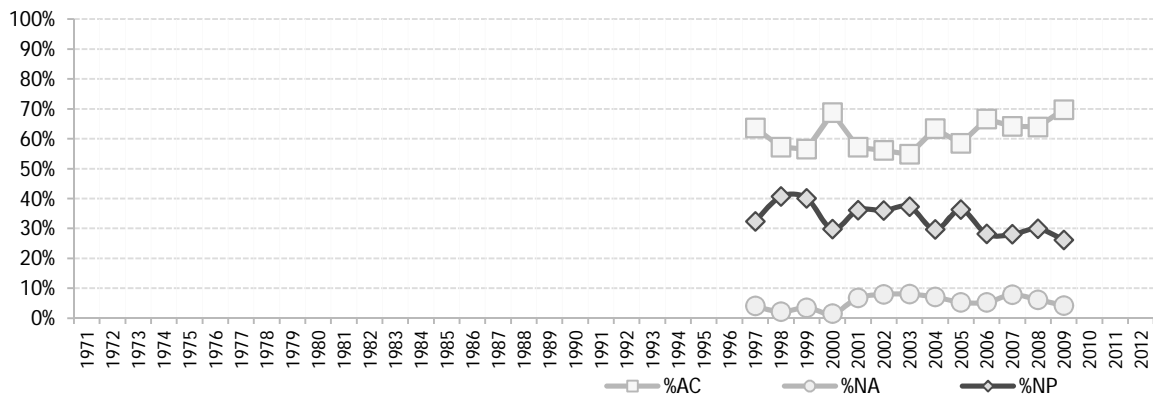
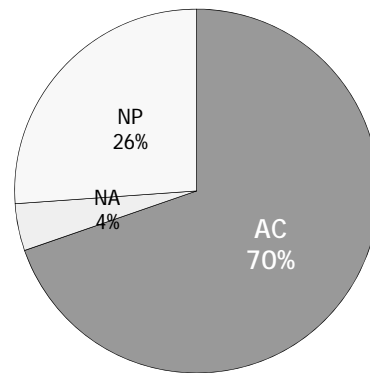
2009



Hombres

Generación	%AC	%NA	%NP
1971			
1972			
1973			
1974			
1975			
1976			
1977			
1978			
1979			
1980			
1981			
1982			
1983			
1984			
1985			
1986			
1987			
1988			
1989			
1990			
1991			
1992			
1993			
1994			
1995			
1996			
1997	64%	4%	32%
1998	57%	2%	41%
1999	56%	3%	40%
2000	69%	2%	30%
2001	57%	7%	36%
2002	56%	8%	36%
2003	55%	8%	37%
2004	63%	7%	30%
2005	58%	5%	36%
2006	67%	5%	28%
2007	64%	8%	28%
2008	64%	6%	30%
2009	70%	4%	26%
2010			
2011			
2012			

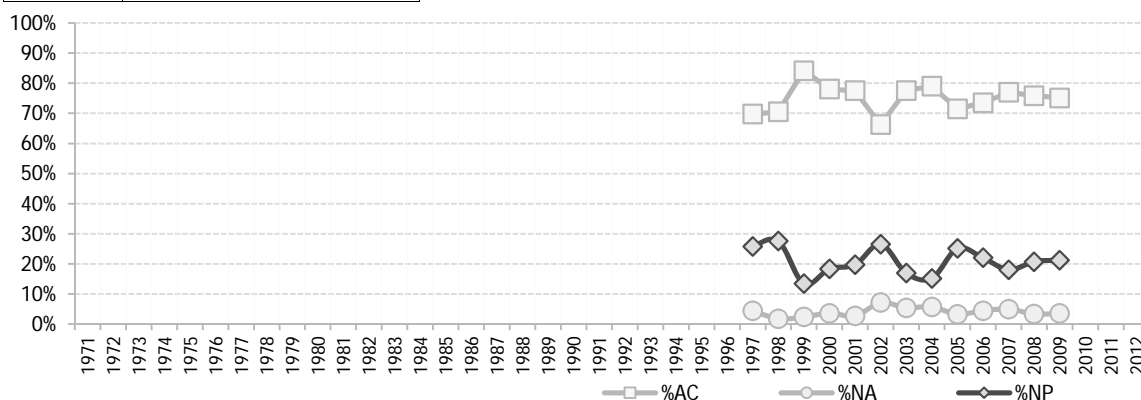
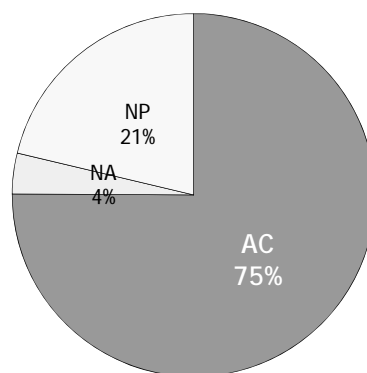
2009



Mujeres

Generación	%AC	%NA	%NP
1971			
1972			
1973			
1974			
1975			
1976			
1977			
1978			
1979			
1980			
1981			
1982			
1983			
1984			
1985			
1986			
1987			
1988			
1989			
1990			
1991			
1992			
1993			
1994			
1995			
1996			
1997	70%	4%	26%
1998	71%	2%	28%
1999	84%	2%	13%
2000	78%	4%	18%
2001	77%	3%	20%
2002	66%	7%	27%
2003	78%	5%	17%
2004	79%	6%	15%
2005	71%	3%	25%
2006	73%	4%	22%
2007	77%	5%	18%
2008	76%	3%	21%
2009	75%	4%	21%
2010			
2011			
2012			

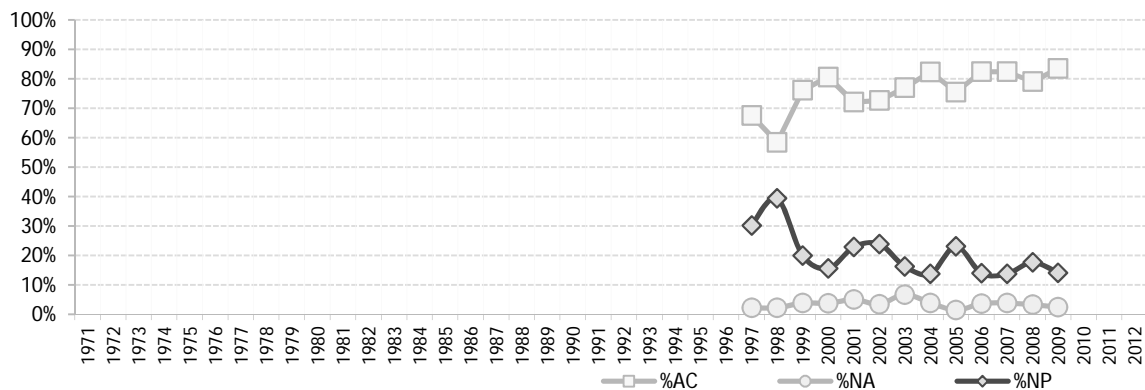
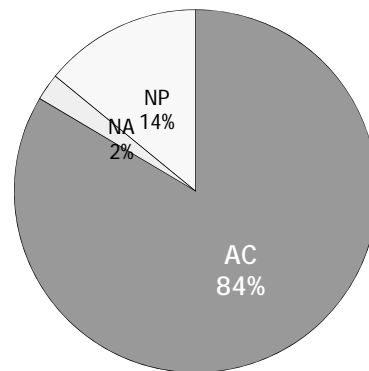
2009



Matutino

Generación	%AC	%NA	%NP
1971			
1972			
1973			
1974			
1975			
1976			
1977			
1978			
1979			
1980			
1981			
1982			
1983			
1984			
1985			
1986			
1987			
1988			
1989			
1990			
1991			
1992			
1993			
1994			
1995			
1996			
1997	68%	2%	30%
1998	58%	2%	39%
1999	76%	4%	20%
2000	81%	4%	16%
2001	72%	5%	23%
2002	73%	3%	24%
2003	77%	7%	16%
2004	82%	4%	14%
2005	75%	1%	23%
2006	82%	4%	14%
2007	82%	4%	14%
2008	79%	3%	18%
2009	84%	2%	14%
2010			
2011			
2012			

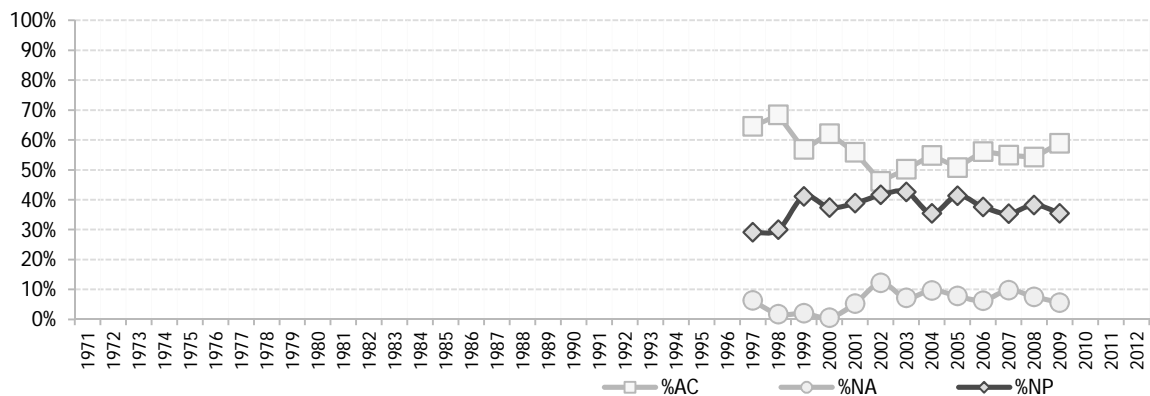
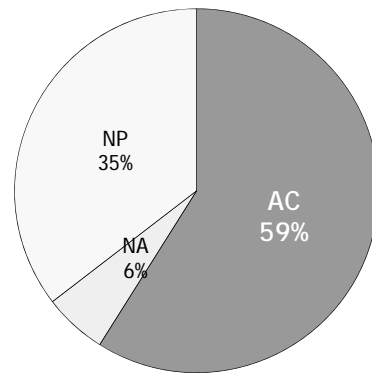
2009



Vespertino

Generación	%AC	%NA	%NP
1971			
1972			
1973			
1974			
1975			
1976			
1977			
1978			
1979			
1980			
1981			
1982			
1983			
1984			
1985			
1986			
1987			
1988			
1989			
1990			
1991			
1992			
1993			
1994			
1995			
1996			
1997	65%	6%	29%
1998	68%	2%	30%
1999	57%	2%	41%
2000	62%	1%	37%
2001	56%	5%	39%
2002	46%	12%	42%
2003	50%	7%	43%
2004	55%	10%	35%
2005	51%	8%	41%
2006	56%	6%	38%
2007	55%	10%	35%
2008	54%	8%	38%
2009	59%	6%	35%
2010			
2011			
2012			

2009



## Teoría de la Historia II

## Acreditación

Generación	Género		Turno		Plantel					CCH
	Hombres	Mujeres	Matutino	Vespertino	Azcapotzalco	Naucalpan	Vallejo	Oriente	Sur	
1971										
1972										
1973										
1974										
1975										
1976										
1977										
1978										
1979										
1980										
1981										
1982										
1983										
1984										
1985										
1986										
1987										
1988										
1989										
1990										
1991										
1992										
1993										
1994										
1995										
1996										
1997	64%	70%	68%	65%	56%	65%	47%	76%	83%	66%
1998	57%	71%	58%	68%	69%	68%	55%	54%	66%	62%
1999	56%	84%	76%	57%	59%	57%	75%	63%	68%	67%
2000	69%	78%	81%	62%	66%	62%	78%	66%	73%	72%
2001	57%	77%	72%	56%	55%	56%	68%	57%	73%	65%
2002	56%	66%	73%	46%	58%	46%	66%	51%	68%	60%
2003	55%	78%	77%	50%	67%	50%	55%	64%	69%	64%
2004	63%	79%	82%	55%	70%	55%	70%	68%	69%	70%
2005	58%	71%	75%	51%	52%	51%	54%	67%	83%	64%
2006	67%	73%	82%	56%	67%	56%	62%	60%	81%	69%
2007	64%	77%	82%	55%	67%	55%	69%	76%	75%	70%
2008	64%	76%	79%	54%	50%	54%	63%	76%	80%	69%
2009	70%	75%	84%	59%	62%	59%	67%	70%	85%	72%
2010										
2011										
2012										

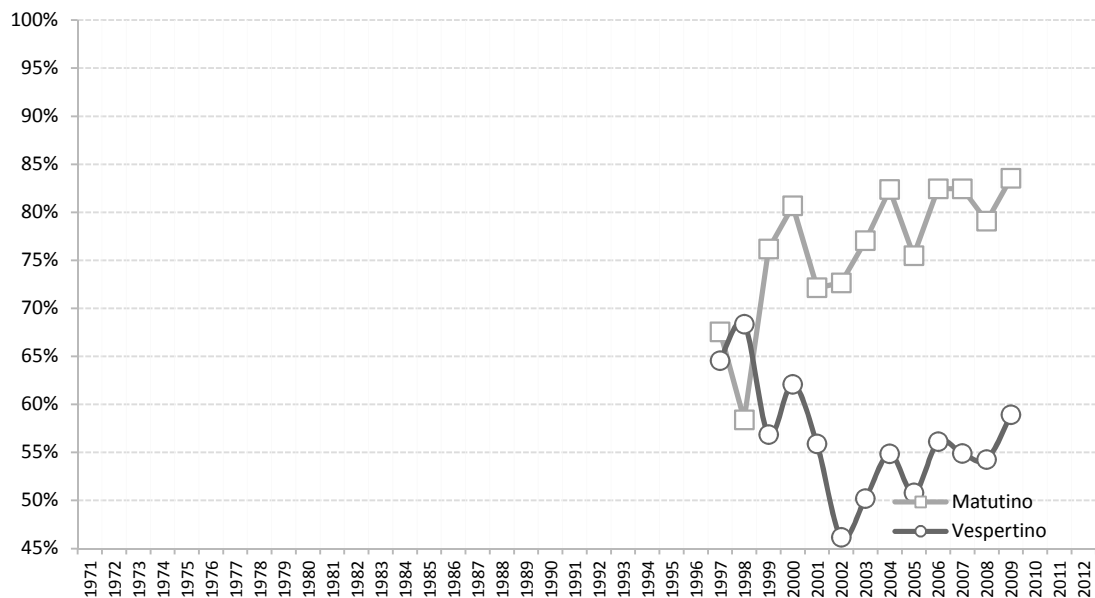
## 1617 Teoría de la Historia II

Acreditación por género



## 1617 Teoría de la Historia II

Acreditación por turno



## Teoría de la Historia II

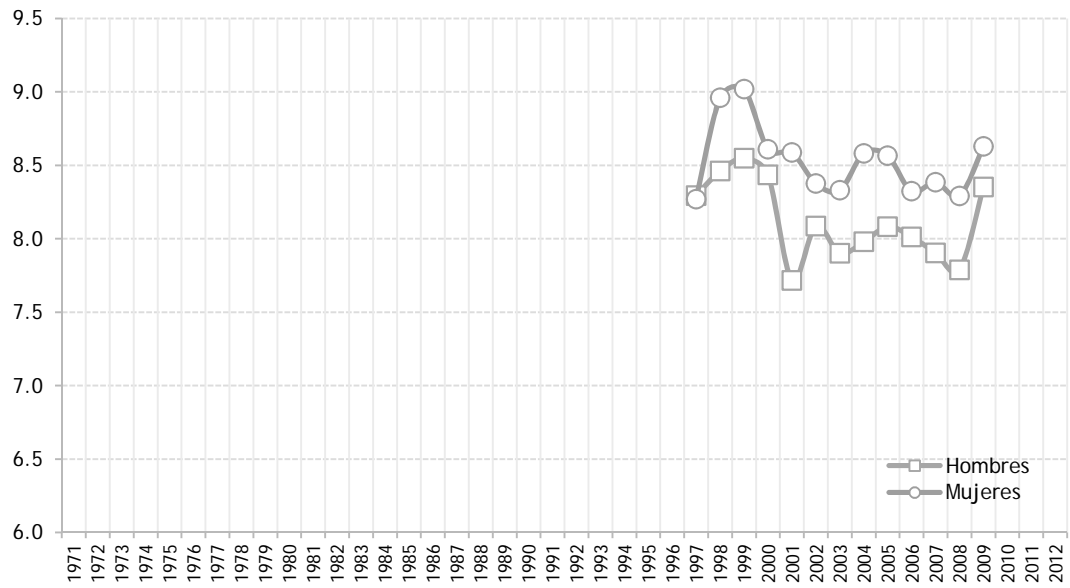
Promedio de Calificaciones

Generación	Género		Turno		Plantel					CCH
	Hombres	Mujeres	Matutino	Vespertino	Azacapoztalco	Naucalpan	Vallejo	Oriente	Sur	
1971										
1972										
1973										
1974										
1975										
1976										
1977										
1978										
1979										
1980										
1981										
1982										
1983										
1984										
1985										
1986										
1987										
1988										
1989										
1990										
1991										
1992										
1993										
1994										
1995										
1996										
1997	8.3	8.3	8.3	8.3	8.0	8.3	8.0	9.3	8.2	8.3
1998	8.5	9.0	8.4	9.0	8.7	9.0	8.0	9.3	8.8	8.7
1999	8.5	9.0	9.1	8.3	8.7	8.3	9.0	9.1	8.6	8.8
2000	8.4	8.6	8.5	8.5	8.1	8.5	8.7	8.7	8.4	8.5
2001	7.7	8.6	8.1	8.1	8.4	8.1	7.9	8.4	7.9	8.1
2002	8.1	8.4	8.6	7.6	8.6	7.6	8.4	8.3	8.0	8.2
2003	7.9	8.3	8.3	7.8	8.4	7.8	7.4	8.1	8.4	8.1
2004	8.0	8.6	8.6	7.7	8.6	7.7	7.9	8.1	8.3	8.3
2005	8.1	8.6	8.8	7.5	8.6	7.5	8.5	8.1	8.3	8.3
2006	8.0	8.3	8.5	7.7	8.0	7.7	8.2	8.1	8.4	8.1
2007	7.9	8.4	8.4	7.7	7.3	7.7	8.3	8.5	8.5	8.1
2008	7.8	8.3	8.2	7.6	7.6	7.6	7.7	8.4	8.4	8.0
2009	8.4	8.6	8.8	8.0	8.3	8.0	8.6	8.1	8.7	8.5
2010										
2011										
2012										



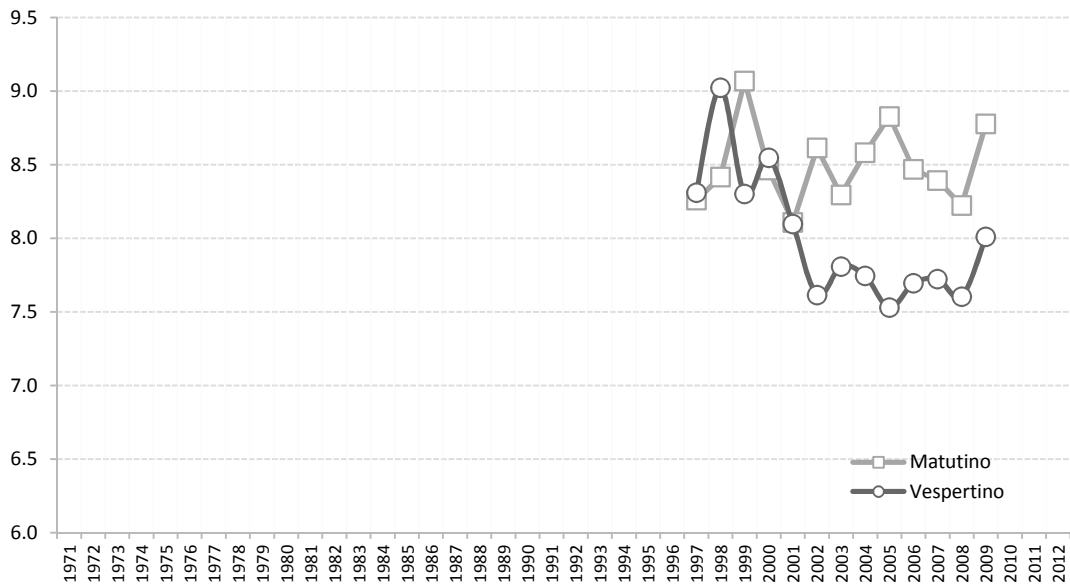
## 1617 Teoría de la Historia II

Calificación promedio por género



## 1617 Teoría de la Historia II

Calificación promedio por turno



## Anexo 1

## Área de Matemáticas

En esta sección se muestran las diferencias que existen entre los planes de estudio que ha tenido el Colegio, comparando sus equivalencias del área de Matemáticas.

Plan 1996	Plan 1971
Matemáticas I (Álgebra y Geometría)	Matemáticas I
Matemáticas II (Álgebra y Geometría)	Matemáticas II
Matemáticas III (Álgebra y Geometría)	Matemáticas III
Matemáticas IV (Álgebra y Geometría)	Matemáticas IV
Taller de Cómputo	No se consideró equivalencia
Cálculo Diferencial e Integral I	Matemáticas V
Cálculo Diferencial e Integral II	Matemáticas VI
Estadística y Probabilidad I	Estadística I
Estadística y Probabilidad II	Estadística II
Cibernética y Computación I	Cibernética y Computación I
Cibernética y Computación II	Cibernética y Computación II
Asignatura sin equivalencia	Lógica I
Asignatura sin equivalencia	Lógica II

Tabla 1 Equivalencias del área de Matemáticas.

La materia de *Lógica* del Plan de 1971 no tuvo equivalencia en el Plan de 1996, por lo que los profesores obtuvieron una homologación para impartir *Cálculo Diferencial e Integral*, y parte de los contenidos se propusieron para la materia de *Filosofía*. Sin embargo, para los alumnos no se hace ninguna equivalencia académica.

En el plan de 1996 se introduce la asignatura de *Taller de Cómputo*, que tiene como fundamento aprender a utilizar la computadora como una herramienta que ayude al resto de las asignaturas del plan de estudios a través del manejo de las nuevas tecnologías, y por ello quedó ubicada en el tronco común.

Para el área de Matemáticas, en el tronco común —los primeros cuatro semestres— se contempla un incremento de cuatro a cinco horas por cada asignatura de *Matemáticas I a IV*. Las asignaturas de quinto y sexto semestre, *Cálculo Diferencial e Integral* y *Estadística y Probabilidad* aumentan de tres a cuatro horas. *Cibernética y Computación* se reubica de un bloque general de asignaturas al bloque principal del área de Matemáticas, y pasa de dos a cuatro horas de clase a la semana.

## Área de Ciencias Experimentales

En esta sección se muestran las diferencias que existen entre los planes de estudio que ha tenido el Colegio, comparando las equivalencias del área de Ciencias Experimentales.

Plan 1996	Plan 1971
Química I	Química I
Química II	No se consideró equivalencia
Física I	Física I
Física II	No se consideró equivalencia
Biología I	Biología I
Biología II	No se consideró equivalencia
Biología III	Biología II
Biología IV	Biología III
Física III	Física II
Física IV	Física III
Química III	Química II
Química IV	Química III
Ciencias de la Salud I	Ciencias de la Salud I
Ciencias de la Salud II	Ciencias de la Salud II
Psicología I	Psicología I
Psicología II	Psicología II
Asignatura sin equivalencia	Método Científico y Experimental (Física, Química y Biología)

Tabla 2 Equivalencias del área de Ciencias Experimentales.

La asignatura de *Método Experimental* desaparece en el plan vigente y sus contenidos se integran dentro de las materias de *Física, Química y Biología*; así, las asignaturas del tronco común pasan de cursarse en solo un semestre a un año completo —dos asignaturas por año. El primer año del Plan de Estudios vigente incluye la materia de *Química*, mientras que en el segundo año se incorporaron *Física y Biología*. Aunque no existe un incremento de horas en el tronco común, el incremento de cada materia de un semestre a un año muestra un avance del área de ciencias básicas en el mapa curricular.

Para el último año se tiene una reducción de horas en quinto y sexto semestre al pasar las asignaturas de “ciencias básicas” (*Física, Química y Biología*) del tronco común de cinco a cuatro horas. Sin embargo, no existe un incremento en la oferta de horas de clase para los profesores ya que los alumnos pueden elegir hasta dos asignaturas de “ciencias básicas” en vez de una que se elegía en el plan original.

Las asignaturas de *Ciencias de la Salud y Psicología* que aumentan de tres a cuatro horas, continúan en la agrupación de las asignaturas de “ciencias básicas”, en un bloque de optativas en el que también se encuentran otras materias del área Histórico Social.

## Área de Talleres de Lenguaje y Comunicación

En esta sección se muestran las diferencias entre los planes de estudio que ha tenido el Colegio, comparando sus equivalencias del área de Talleres de Lenguaje y Comunicación.

Plan 1996	Plan 1971
Taller de Lectura, Redacción e Introducción a la Investigación Documental I	Taller de Redacción I
Taller de Lectura, Redacción e Introducción a la Investigación Documental II	Taller de Lectura de Autores Clásicos Universales
Taller de Lectura, Redacción e Introducción a la Investigación Documental III	Taller de Redacción II y
Taller de Lectura, Redacción e Introducción a la Investigación Documental IV	Taller de Lectura de Autores Clásicos Esp. e Hisp.
Griego I	Taller de Redacción e Investigación Documental I
Griego II	Taller de Lectura de Autores Modernos Universales
Latín I	Taller de Redacción e Investigación Documental II
Latín II	Taller de Lectura de Autores Modernos Esp. e Hisp.
Taller de Lectura y Análisis de Textos Literarios I	Griego I
Taller de Lectura y Análisis de Textos Literarios II	Griego II
Taller de Comunicación I	Latín I
Taller de Comunicación II	Latín II
Taller de Diseño Ambiental I	No se consideró equivalencia
Taller de Diseño Ambiental II	No se consideró equivalencia
Taller de Expresión Gráfica I	Ciencias de la Comunicación I
Taller de Expresión Gráfica II	Ciencias de la Comunicación II
	Diseño Ambiental I
	Diseño Ambiental II
	Taller de Expresión Gráfica I
	Taller de Expresión Gráfica II

Tabla 4 Equivalencias del área de Talleres de Lenguaje y Comunicación.

En el área de Talleres de Lenguaje y Comunicación, en el Plan de 1996, se fusionan las materias de *Redacción e Investigación Documental* (de tres horas a la semana), *Lectura* (de dos horas a la semana), en asignaturas de seis horas a la semana: *Taller de Lectura, Redacción e Introducción a la Investigación Documental*, mejor conocida por sus siglas como *TLRIID*.

Se agrupan para el sexto semestre las asignaturas del área de Talleres en un bloque de optativas y aumentan de tres a cuatro horas, además se incorpora la materia de *Taller de Lectura y Análisis de Textos Literarios I y II*.

Las asignaturas de *Griego* y *Latín* aumentaron de tres a cuatro horas y se reubicaron en el plan vigente en el bloque de optativas para el área de Talleres.

## Área de Talleres de Lenguaje y Comunicación

### Departamentos de Idiomas

En esta sección se muestran las diferencias entre los planes de estudio que ha tenido el Colegio, comparando sus equivalencias de los departamentos de Idiomas.

Plan 1996	Plan 1971
Inglés I	Inglés
Inglés II	No se consideró equivalencia
Inglés III	No se consideró equivalencia
Inglés IV	No se consideró equivalencia
Francés I	Francés
Francés II	No se consideró equivalencia
Francés III	No se consideró equivalencia
Francés IV	No se consideró equivalencia

Tabla 5 Equivalencias de los departamentos de Idiomas del área de Talleres de Lenguaje y Comunicación.

En el caso de *Inglés* pasa de ser una asignatura que debe cumplirse como requisito (acreditada) sin equivalencia numérica (créditos) a una materia de cuatro semestres, aumentando de tres a cuatro horas. En algunos casos se detectó que se impartía en el primer año y en otros en el segundo. En el plan de 1996, con incremento de horas en esta asignatura, se impulsó la comprensión de lectura.

La materia de *Francés*, en el plan original, estaba considerada para cursarse en cuatro semestres; al igual que *Inglés*, sólo se obtenía la evaluación de acreditada, no acreditada o no presentada. Dado el mayor esfuerzo que representaba *Francés* respecto a *Inglés*,<sup>1</sup> el número de inscritos era menor, aunque era posible llevar los dos idiomas en tiempo regular.

---

<sup>1</sup> En Francés se cursaban cuatro horas a la semana a lo largo de cuatro semestres, mientras que Inglés se cursaba tres horas a la semana en sólo dos semestres.

## Fuentes consultadas:

- *Diagnóstico Institucional para la Revisión Curricular*, Dirección General del CCH, 2011, 178 pp.
- Historias Académicas de los alumnos al corte del semestre 2012-1.
- Muñoz Corona Laura, Ávila Antuna Roberto, Ávila Ramos Juventino. *Egreso Estudiantil del CCH*, Colegio de Ciencias y Humanidades, 2005, 298 pp.
- Muñoz Corona Laura, et. al. *Ingreso Estudiantil al CCH, 2002-2005*, Colegio de Ciencias y Humanidades, 2005, 132 pp.
- *Plan de Estudios 1971 del Colegio de Ciencias y Humanidades*.  
<https://www.dgae-siae.unam.mx/oferta/planes.php?acc=est&pde=0330&planop=1>
- *Plan de Estudios 1996 del Colegio de Ciencias y Humanidades*.  
<https://www.dgae-siae.unam.mx/oferta/planes.php?acc=est&pde=0330&planop=1>

### Procesamiento estadístico

#### Secretaría de Informática

- Juventino Ávila Ramos, coordinación.
- Alberto Ávila Ramos.
- José Miguel Baltazar Gálvez.
- Juan Carlos Campuzano Ramírez.
- Clemente Eraim Ruiz Sánchez.

### Procesamiento editorial

- Ma. Elena Pigenutt Galindo



## UNIVERSIDAD NACIONAL AUTÓNOMA DE MÉXICO

**Dr. José Narro Robles**  
Rector

**Dr. Eduardo Bárzana García**  
Secretario General

**Lic. Enrique del Val Blanco**  
Secretario Administrativo

**Dr. Francisco José Trigo Tavera**  
Secretario de Desarrollo Institucional

**MC. Miguel Robles Bárcena**  
Secretario de Servicios a la Comunidad

**Lic. Luis Raúl González Pérez**  
Abogado General

**Enrique Balp Díaz**  
Director General de Comunicación Social



## COLEGIO DE CIENCIAS Y HUMANIDADES

**Lic. Lucía Laura Muñoz Corona**  
Directora General

**Ing. Genaro Javier Gómez Rico**  
Secretario General

**Lic. Graciela Díaz Peralta**  
Secretaria Académica

**Lic. Juan A. Mosqueda Gutiérrez**  
Secretario Administrativo

**Lic. Araceli Fernández Martínez**  
Secretaria de Servicios de Apoyo al Aprendizaje

**Lic. Arturo Souto Mantecón**  
Secretario de Planeación

**Lic. Guadalupe Márquez Cárdenas**  
Secretaria Estudiantil

**Mtro. Trinidad García Camacho**  
Secretario de Programas Institucionales

**Lic. Laura S. Román Palacios**  
Secretaria de Comunicación Institucional

**Ing. Juventino Ávila Ramos**  
Secretario de Informática

### Directores de los planteles

**Lic. Sandra Aguilar Fonseca**  
Azcapotzalco

**Dr. Benjamín Barajas Sánchez**  
Naucalpan

**Dr. Roberto Ávila Antuna**  
Vallejo

**Lic. Arturo Delgado González**  
Oriente

**Lic. Jaime Flores Suaste**  
Sur



COLEGIO DE  
CIENCIAS Y  
HUMANIDADES | 1971  
| 2011